

FEBRUARY: Peace and Conflict Prevention/  
Resolution Month

MARCH: Water and Sanitation Month



**Rotary Opens Opportunities**

# 7750

**ROTARY INTERNATIONAL**

**FEBRUARY 2021 | [WWW.ROTARY7750.ORG](http://WWW.ROTARY7750.ORG)**

**DISTRICT GOVERNOR BETH PADGETT**

Rotary Club of Greenville  
[dg2020@rotary7750.org](mailto:dg2020@rotary7750.org)



## ROTARY IS READY to help fight Covid-19

**BY DG BETH PADGETT**

Life has been disrupted in our Rotary Clubs because of Covid-19, and now Rotarians have a way to fight back. We can do what Rotarians naturally do. We can volunteer. We can model good behavior. We can wear masks and practice social distancing.

Across District 7750, many Rotary Clubs are asking what they can do to help with vaccination efforts in their communities. The good news is that we are “Rotary Ready” even though all the details have not been worked out.

Rotary Ready is a joint initiative in our state with our District 7750 and District 7770 to our east. A website called [rotaryready.com](http://rotaryready.com) is up and running, and we will supply many more details in the coming weeks. The idea is to have a common place where Rotarians can register to

help with mass vaccination programs. District 7770 already has provided volunteers for mass vaccination sites in Mount Pleasant and Florence.

Right now, the Medical University of South Carolina is the only health system using [rotaryready.com](http://rotaryready.com), but we hope to change that in coming weeks as more sites open. MUSC does own hospitals in Lancaster and Chester counties.

Rotarians also can sign up through site sponsors in their own communities.

In the area covered by PRISMA, volunteers are requested to sign up at <https://www.prismahealth.org/>

[coronavirus/covid-19-vaccine/volunteer](#). There are all kinds of volunteer positions that do not require any medical training. Volunteers are especially needed in Greenville for the mass vaccination site at the old Kmart store.

Rotarians in York County have been helping with the vaccination program in their area. The Rock Hill Rotary Club had a great program January 28th with two speakers from the York County Regional Chamber

that is coordinating the volunteer effort.

The site in Rock Hill operates four days a week and needs 51 volunteers a day to run a successful clinic. Yes, Rotarians can volunteer, and they can also help support volunteers with monetary donations for food or by providing individually wrapped snacks. And they can provide adhesive bandages, copy paper,

surgical masks and other items needed in these clinics.

What’s going on in York County can be duplicated in other communities as more vaccination sites are opened throughout District 7750. As Amy Faulkenberry of the York Chamber said, “Covid has hit way too close to home way too long for many people. It feels good to be on the offense.”

Stay tuned for more information on Rotary Ready. In the meantime, stay safe, wear your masks, and seize opportunities to volunteer that are starting to pop up in our communities. And when you volunteer, make sure you proudly brand yourself as a Rotarian.



# Things aren't always the way they appear

BY PDG TERRY WEAVER

7750 Innovative Club Advocates Team

Is your club one of the 18 in D-7750 that hasn't attracted a single new member since July 2020? Or one of the 10 that's attracted only one since then? See page 3 for that report.

I hear clubs saying, "Our membership is declining because of COVID." The logical conclusion might be that more members are leaving Rotary because of COVID.

While the first statement may be true, the second isn't true at all—it's a misleading, convenient excuse. Taking a hard look at the data, comparing July 1 to December 31 for each of the past 5 years, our District's attrition for July 1 to December 31, 2020 is 7% LOWER than the average of the same period in the prior 4 years. We are doing better than ever, COVID or not, in retaining members this year. Higher attrition is not the cause of our membership decline.

So, what's wrong? Many clubs have convinced themselves that they can't attract new members when they're not having "regular" (read: in-person) meetings. Again, a convenient excuse and clearly not true. Dozens of people who have never attended an in-person Rotary meeting have joined clubs in our Districts. People need Rotary and Rotary needs them more than ever before.

If your club's new member attraction engine is idle and getting rusty, please re-think your assumptions, then reboot your club's plans for attracting new members. It can be and is being done by dozens of other clubs in our District. Why not yours?

**Need  
membership  
development  
or recruitment  
advice?  
Call Carol.**



**PDG CAROL BURDETTE**  
D7750 Membership Chair  
Rotary Club of Anderson  
carol.burdette@uwandersoncty.com  
864-934-5143

## Membership Champions (12 new members and their sponsors in December)

Member	Type	Club	Sponsor
Fall, Dana (DANA)	Active	Blacksburg	Carolyn T Batchler
Herlong, Ben (BEN)	Active	Batesburg-Leesville	Andy Bedenbaugh
Knight, James R (JAMES )	Active	York	
Leasure, Barry (BARRY)	Active-Corporate-Associate	Greenville	Ramona R. Farrell
McDowell, Amy (AMY )	Active-Corporate-Associate	Pickens	
Smith, John C. III (J.C.)	Honorary	Easley	
Swisher, Craig (CRAIG)	Active	Batesburg-Leesville	
Taylor, Prudence Ann (PRUDENCE)	Active	Reedy River	Ann Golden/Ed Irick
Turregano, Clemson Garris (CLEMSON)	Active	Spartanburg	J. Michael Kohler Jr.
Walker-Price, Melissa (MELISSA)	Honorary	Indian Land Lunch	
Wright, Calvin (CALVIN)	Active	Easley	Lucas William Durham
Wyatt, John F. (JOHN)	Honorary	Easley	

**December: 12 New Members | 55 Terminated Members • 4 deceased)**

## District 7750 Membership Report

1/25/2021

			Over				OK		
			At				New Needed		
			Under						
Club	Goal	Current Membership	Over/Under Goal	Annual Avg. Attrition	Attrition to Date	Attrition to Go	New Members to Reach Goal	Net Gain/Loss YTD	New Members YTD
Abbeville	52	44	-8	9	3	6	14	-1	2
Aiken	188	174	-14	22	18	4	18	-9	9
Aiken Sunrise	38	32	-6	6	2	4	10	0	2
Anderson	75	79	4	11	0	11	7	5	5
Batesburg-Leesville	16	13	-3	3	0	3	6	0	0
Blacksburg	19	16	-3	2	0	2	5	0	0
Chester	61	55	-6	6	0	6	12	0	0
Clemson	100	92	-8	10	5	5	13	-4	1
Clemson Sunrise	42	41	-1	4	2	2	3	2	4
Clinton	39	34	-5	4	4	0	5	-3	1
Clover	24	22	-2	4	0	4	6	0	0
Easley	68	58	-10	8	8	0	10	0	8
E-Club of The Carolinas	32	31	-1	7	2	5	6	1	3
Emerald City (Greenwood)	73	65	-8	8	3	5	13	0	3
Fort Mill	82	79	-3	18	4	14	17	2	6
Fountain Inn	33	37	4	3	2	1	0	8	10
Gaffney	75	73	-2	12	1	11	13	2	3
Golden Strip Sunrise, (Mauldin)	17	15	-2	2	0	2	4	1	1
Greater Anderson	70	63	-7	11	4	7	14	-2	2
Greenville	225	214	-11	56	17	39	50	-7	10
Greenville Breakfast	16	13	-3	5	0	5	8	2	2
Greenville City Center	65	56	-9	9	0	9	18	3	3
Greenwood	116	108	-8	18	7	11	19	-5	2
Indian Land	20	10	-10	6	9	0	10	-9	0
Indian Land Lunch	30	22	-8	3	3	0	8	0	3
Inman	25	19	-6	4	0	4	10	0	0
Lake Wylie	27	24	-3	3	1	2	5	-1	0
Lancaster	73	63	-10	7	2	5	15	-1	1
Lancaster Breakfast	60	55	-5	8	0	8	13	2	2
Laurens	59	52	-7	7	6	1	8	-4	2
Mauldin	25	18	-7	6	2	4	11	-2	0
Newberry	80	73	-7	8	2	6	13	-2	0
North Augusta	28	19	-9	3	6	0	9	-6	0
North Spartanburg	33	33	0	5	3	2	2	-2	1
Pickens	50	34	-16	6	8	0	16	-7	1
Pleasantburg (Greenville)	51	46	-5	5	2	3	8	1	3
Rock Hill	70	62	-8	21	1	20	28	1	2
Seneca	48	37	-11	7	1	6	17	-1	0
Seneca Golden Corner	25	21	-4	3	2	1	5	-1	1
Simpsonville	43	38	-5	12	3	9	14	1	4
Spartanburg	200	181	-19	20	17	3	22	-13	4
Spartan West (Spartanburg)	35	29	-6	6	0	6	12	0	0
The Foothills, Travelers Res	12	12	0	5	0	5	5	1	1
the Reedy River Greenville	38	28	-10	13	9	4	14	-7	2
Twin City of Batesburg-Lees	25	10	-15	2	11	0	15	-9	2
Union	46	39	-7	5	2	3	10	-1	1
Walhalla	32	27	-5	4	0	4	9	0	0
Westminster	34	24	-10	8	1	7	17	2	3
Winnsboro	33	29	-4	7	0	7	11	0	0
York	33	29	-4	7	2	5	9	-1	1
	2670	2448	-222	422	175	271	493	-64	111
							Net Positive	15	
								Zero New	18
								1 New	10





## Lake Wylie Rotarians Honor First Responders

The Lake Wylie Rotary Club assembled care packages of goodies for the River Hills EMT volunteers and employees. The Club also created care packages for the River Hills Security Team.

Pictured are Shari Wingate holding Charly, Morgan Blunt and club president Anne Violanti.



# Lake Wylie achieves 100% Paul Harris Fellow Club

Congratulations to the Rotary Club of Lake Wylie for achieving the honored status of becoming a 100% Paul Harris Fellow Club. District Governor Beth Padgett was notified January 21 that Lake Wylie Rotary has become one of 10 clubs in District 7750 to be certified as having all dues-paying members as Paul Harris Fellows. This is a one-time recognition.

The Paul Harris Fellow recognition acknowledges individuals who contribute, or who have contributions made in their name, of \$1,000 to The Rotary Foundation of Rotary International (TRF). "I am so proud of Lake Wylie and what they have accomplished this year," DG Beth said. "This is an extremely active Rotary Club and it is always looking for ways to help others and make a difference in their community and the world. Club President Anne Violanti is providing outstanding leadership during this year that has been disrupted by a global pandemic. Anne, her leadership team and the entire club are an inspiration to me."

"The Lake Wylie Rotary Club extended herculean effort to reach the status of a Paul Harris 100%," President Anne said in an email. "Paul Moran, Chad Bordeaux, Mary Sieck and myself have been invested in this goal for over a year. There have been many challenges during COVID-19 and reaching this goal was one of those challenges. However, we did it!"

In a letter, K.R. Ravindran, chair of The Rotary Foundation 2020-21, said, "This banner expresses The Rotary Foundation Trustees' appreciation for (Lake Wylie's) support and commitment to Doing Good in the World. ... Your club's support makes it possible for Rotarians to lead projects (that) build international relationships and create a better world."

DG Beth is looking for a special opportunity to present Lake Wylie with its 100% Paul Harris Fellow Club banner. And in more good news, another Rotary Club in District 7750 has just been certified by DG Beth as a 100% Paul Harris Fellow Club. We hope to be able to recognize this club in a few weeks once The Rotary Foundation completes the certification process.

## Other 100% Clubs

Batesburg-Leesville .....	2014-2015
Clemson Sunrise .....	2008-2009
E-Club of the Carolinas .....	2014-2015
Emerald City .....	2011-2012
Greenville Breakfast .....	2019-2020
Lake Wylie .....	2020-2021
Laurens .....	2014-2015
Pleasantburg .....	2014-2015
Reedy River Greenville .....	2006-2007
York.....	2018-2019



## Paul Harris recognitions at York

Paul Harris Fellows reaching new levels were recognized at a January meeting of York Rotary Club. Left to right are Robert Winkler +8 , President Shannon Carrigan, and Bill Hawley +2.



<https://www.ifixtheplanet.org/>

# I Fix The Planet – RIP Holger Knaack's Video Challenge

**BY PDG ROB HANLEY**

D7750 Environmental Chair

RI President Holger Knaack and the Environment and Sustainability Rotary Action Group (ESRAG) want to know what Rotarians are doing to fix the planet. The challenge opened on 1 January 2021 and closes on 31 March 2021.

How does your club participate? Create a video—ideally seventy seconds long (but no more than 100 seconds)—to show an environmental project you are working with, have worked with, or are planning to work with. [Click for the rules.](#)

Publish a link to your video to this site, [www.ifixtheplanet.org](http://www.ifixtheplanet.org), and when that is done, look around and see what your fellow Rotarians are doing. Rules and instructions for video submissions are on the

[ifixtheplanet](http://www.ifixtheplanet.org) website.

Then vote for the videos you like best.

Challenge your club members to do the same.

Challenge everyone!

The more votes cast, the more people see and get inspired from our films, the more we will all help fix the planet with this competition.

The first, second and third place videos will receive a monetary “social good prize” donated to a Rotary/Rotaract/Interact project of their choice that support climate, biodiversity or food availability. The top seven videos selected by the judges will win a Zoom Conference with RIP Holger.



The environment is Rotary's seventh area of focus, which are categories of service activities supported by global grants. It joins peacebuilding and conflict prevention; disease prevention and treatment; water, sanitation, and hygiene; maternal and child health; basic education and literacy; and community economic development.

# Working for peace when violence strikes

BY BARBARA SHAYEB-HELOU

7750 Fellowship and RAGS Chair

As I write this, unnecessary violence occurred in our Nation's Capitol. How can we respond?

Join the Action Group for Peace.

Attend the Positive Peace Academy. Support and recruit candidates for Peace Fellowships.

Read the Positive Peace Facilitators Guide.

Encourage your District to become a Global Peacebuilders District.

Get your Rotaract Club to initiate a project that fosters understanding across cultures.

Check with Shelter Box or the Peace Corps for ideas.

Above all join the Action Group for Peace.

While you are at it, check out other Action Groups who strive to maintain a healthy world:

RAG on Addiction

RAG on Alzheimers

RAG to Prevent Blindness

RAG on Diabetes

RAG for Family Health and Aids Prevention

RAG for Health Education AND Wellness

RAG for MALARIA

RAG for Multiple Sclerosis

RAG for Polio Survivors

RAG on Water, Sanitization and Hygiene

RAG for Club Feet

RAG for Reproduction, Maternal and Child Health

Name the need; Rotary has a response.

If you follow through on one of these solutions to problems, it should keep you busy for a month.



[Click the graphic to go to the health check file.](#)

Club not meeting in person? Or some members Zooming in?

**Give to the virtual CART Bucket now online**

Our clubs in D-7750 have been big supporters of The CART Fund (Coins for Alzheimer's Research Trust) for many years.

To give to CART online:

1. Go to [www.mycartfund.org](http://www.mycartfund.org).
2. Enter your DACdb User Name & Password
3. Click on the dark blue sign-in (Current User) button
4. You'll create an ID in the CART Online Contribution Portal that's tagged to your club and our District.

If you don't have your DACdb credentials, no worries— just use the light blue button to Create an Account and you'll be asked for our District ID (7750) and your club name.

**Deadline for March newsletter is Feb. 25**

Send items to newsletter editor Sue Poss, [editor@rotary7750.org](mailto:editor@rotary7750.org)

Articles received after Feb. 25 will be used in April.

## New date but it's on

# All Club Conference scheduled for June 25-27

BY DG BETH PADGETT

Yes, we are planning an All Club Conference but with a new date. The conference will be held June 25-27 at the Hyatt Hotel in Downtown Greenville.

Safety precautions will be taken during this event, and by June many of our District 7750 Rotarians will have received their COVID-19 vaccinations.

The Conference Committee decided last week to go forward with the All Club Conference based on increased safety measures and the likelihood

that most Rotarians will be vaccinated by late June.

There is a pent-up desire in our District for Rotarians to gather if it can be done safely. District 7750 Rotarians have not been together as a group since the November 2019 Foundation Celebration in Greenwood. That's a long time, and we miss seeing each other!


Our annual **Installation and Awards Banquet** also will be part of the All Club Conference in June.

We will celebrate all the

wonderful things that District 7750 Rotarians have done in the 2020-21 year, and we will install 2021-22 District Governor Frank Cox and a new class of Club Presidents.

The Conference will focus on this year's Rotary theme – Rotary Opens Opportunities.

Many details concerning the conference will be unveiled in coming weeks. For now, make sure you block off June 25-27 on your calendar.



## Happy Birthday, Rotary!

Rotary turns 116 years old on February 23! What is your Rotary Club to celebrate the birthday of this organization that we hold dear? Share your photos and stories with our March District Newsletter.

Just to recap a bit of Rotary's history: Rotary started with the vision of one man — Paul Harris. The Chicago attorney formed the Rotary Club of Chicago on February 23, 1905, so professionals with diverse backgrounds could exchange ideas and form meaningful, lifelong friendships.

In other words, this Chicago lawyer was lonely and wanted a way to make friends and have some fun. Over time, Rotary's reach and vision gradually extended to humanitarian service. Members have a long track record of addressing challenges in their communities and around the world.

As Paul Harris said, "Whatever Rotary may mean to us, to the world it will be known by the results it achieves."

Rotarians have achieved so much over the past 116 years, but we have so much more left to do. Happy Birthday, Rotary!



# New initiative will help Rotarians in job transition

BY PDG TERRY WEAVER

Rotary International Director Stephanie Urchick has created a special vocational service project, “**Rotary Works**,” spanning Zones 33 and 34, from Pennsylvania to the coast of South America.

Rotary Works is an initiative to benefit Rotarians and Rotaractors within our Zones who are experiencing career transition. Four distinct programs will provide education, networking, coaching and/or financial resources for participants.

Our first Rotary Works program is a “Career Development Webinar Series,” offered monthly via Zoom at 1:00 pm Eastern Time on the second Wednesday of each month.

Coaching and mentorship are available from a cadre of volunteers whose professional experience is relevant to career transition.

In the Spring of 2021, a second phase will launch, the “Zone Job Board” — a resource to search for or post employment opportunities.

The third phase is an Impact Fund, designed to offer a one-time grant of \$500 for Rotarians or Rotaractors

in our Zones who have experienced financial stress due to career transition. (Rotary District 7750 has committed \$2,500 for this initiative.)

Learn more about and follow the Rotary Works project as it unfolds at: [www.Rotary.Works](http://www.Rotary.Works).

## Dates and registration

February 10, 2021	Building Your Personal Brand
March 10, 2021	Essential Tech Tools for Marketability
April 14, 2021	So You Want to be Your Own Boss?

Go to [www.dacdb.com](http://www.dacdb.com) to register. Open the Calendar, be sure “Multi-District Event” is checked, and scroll down to the event date. Zoom credentials are supplied with your confirmation.



## Our 7750 Leaders for 2020-2021:

District Governor: Beth Padgett

District Governor-Elect: Frank Cox

District Governor-Nominee: Joyce Morin

District Governor-Nominee-Designate: Renee Stubbs

Assistant Governors:

Butch Hughes Area 1  
Jack Aden Area 2  
Jimmy Kimbell Area 3  
Marc White Area 4

Babette Sabia Area 5  
Rebecca Melton Area 6  
Joyce Morin Area 7  
Rysheeka Bush Area 8

Stephen Baggett Area 9  
Michael Seymour Area 10  
Lisa Wilson Area 11  
Karen Culley Area 12

# The sacrifices made to eradicate polio

BY DOUG KAUFFMAN

7750 Polio Chair

Once again I would like to commend and thank all the clubs and individuals who are generously supporting our District 7750 Rotary Polio Plus Eradication efforts, even in the midst of the COVID-19 epidemic. We have come so far in our 40-year-long goal to eliminate only the second disease ever from the earth, smallpox being the first.

The success of polio eradication is extremely important to world health.

When the GPEI (Global Polio Eradication Initiative) core members fulfill their goal of eliminating the wild virus polio from the last two endemic countries (Pakistan and Afghanistan) and the current outbreak locations, then the world can turn their attention to eliminating other life-threatening diseases like malaria.

Along with Rotary's amazing contribution of thousands of Rotary vaccinators and over a billion dollars given from its members, we need to also pay homage to those vaccinators in their native countries who have sacrificed their very lives by being killed by armed militias and terrorists.

## Global Polio Eradication Initiative core members

- Rotary International
- The World Health Organization (WHO)
- The US Centers for Disease Control and Prevention
- The United Nations Children's Fund (UNICEF)
- The Bill and Linda Gates Foundation
- Gavi-Vaccine Alliance

Here is one such story from Pakistan:

*Unfortunately on December 18 2012 there were brutal killings of vaccinators in Karachi and I Peshawar. This distracted the [polio] campaign and created a negative impact on the other vaccinators...one family in Karachi lost two daughters, murdered as they volunteered as polio vaccinators. Their younger sister now goes from house to house, giving polio drops herself, telling people that this was the mission of her two sisters. A local Rotary*

*International chair, Aziz Memon, said 'This is the sort of spirit which makes us great. Yes, it is dangerous but they go.'*

(Taken from the book, The Health of Nations: The Campaign to End Polio and Eradicate Epidemic Diseases, by Karen Bartlett)

May we be inspired to continue to support Polio Plus with our sacrifices, especially when we know of those who sacrifice life itself to finish this heroic task.

7750 Polio Plus Chair

DOUG KAUFFMANN

Rotary Club of Greenwood

dougandsally@embarqmail.com

864-551-9922



# 2020-21 District 7750 Rotary Foundation Giving

through 1/24/2020

57.0% of Year Completed

Annual Fund Goal	\$ 353,042
	(50 of 50 – 100%)
Annual Fund Total	\$ 194,551
	(55.1% goal)
Annual Fund Per Capita	\$ 77.45
	(2512 members)
Other Funds	\$ 0
Endowment Fund	\$ 5,000
PolioPlus Goal	\$ 108,590
	(50 of 50 – 100%)
PolioPlus	\$ 49,804
	(45.9% goal)
Total Giving	\$ 249,355
\$0 AF Clubs	3
	(3 of 50 – 6%)
\$0 Polio Clubs	11
	(11 of 50 – 22%)
DDF Transfer – Polio	\$ 40,000
Major Gifts	1
Major Donors	7
Paul Harris Fellows	194
Bequest Society	2
Benefactors	6
EREY`	1364
	(2512 members – 54.3%)
Sustaining Members	445
	(2512 members – 17.7%)
Paul Harris Society Eligible	65
	(102 members – 63.7%)
Paul Harris Society Members	102
	(+2 for year)
Rotary Direct	65
	(-3 for year)

## All-time for District

Paul Harris Fellows	5,383
Benefactors	816
Bequest Society	102
Major Donors	95




THE ROTARY FOUNDATION OF ROTARY INTERNATIONAL

is hereby named a member of the

## PAUL HARRIS SOCIETY

Your generous contributions to The Rotary Foundation fulfill the promises we made to improve our communities and communities around the world. Thank you for trusting Rotary with your continued generosity.



# Become a member of the Paul Harris Society

BY LORRAINE ANGELINO

District Rotary Foundation Chair

The Paul Harris Society recognizes Rotary members and friends of The Rotary Foundation who elect to contribute \$1,000 or more each year to the Annual Fund, PolioPlus Fund, or approved global grants.

Rotary Direct is an easy way to make your contribution and can be a one-time gift of \$1,000, quarterly contributions of \$250, monthly contributions of \$85 per month or any other method. Suggestion: A monthly contribution of \$85 to AF-SHARE + \$15 to Polio.

The purpose of the Paul Harris Society is to honor and thank individuals for their generous, ongoing support of The Rotary Foundation. **The more Paul Harris Society members we have in the District the greater impact we can have on our communities and international projects.**

Past Assistant Governor Rita Yarbrough is District 7750's Paul Harris Society Chair and is willing to do a presentation for your club explaining about what it means to be a Paul Harris Society member.

Rita personally goes to clubs to honor new members of the Paul Harris Society by presenting them with a certificate and chevron.

We currently have 102 Paul Harris Society members in District 7750 with a goal of having 110 by June 30, 2021.

If you are interested in more information or to JOIN there are links at the bottom of the page [Paul Harris Society](#) | [Rotary International](#) or you can email Rita at [ritayarbrough@bellsouth.net](mailto:ritayarbrough@bellsouth.net).



**Rotary District 7750  
Membership Gain & Rotary Foundation  
Monthly Progress Report  
January 25, 2021**

Area	Club	7/1/2021 Member Goal	Current Members 1-25-21	Member Gain 1-25-21	Members 7/1/20	AF Actual 2019-20	AF Goal 2020-21	AF Goal Shortfall vs. LY	% AF Goal Achieved 2020-21	AF Per Capita 2020-21	AF Month	AF YTD 2020-21	Polio Actual 2020-21	Polio YTD 2020-21	Polio Per Capita 2020-21	Polio Goal 2020-21	Polio % of Goal
1	Anderson	75	79	5	74	14,130	\$11,250	\$2,880	84.2%	\$128	\$0	\$9,475	\$3,755	\$2,648	\$36	\$2,960	89.5%
1	Clemson	100	92	-4	96	6,364	\$17,856		60.6%	\$113	\$220	\$10,820	\$4,508	\$234	\$2	\$4,800	4.9%
1	Clemson Sunrise	42	41	2	39	4,377	\$3,800	\$577	85.4%	\$83	\$100	\$3,245	\$2,600	\$925	\$24	\$1,900	48.7%
1	Greater Anderson	70	62	-3	65	14,965	\$15,600		28.1%	\$68	\$170	\$4,390	\$1,678	\$2,234	\$34	\$3,500	63.8%
	<b>A-1 AG Butch Hughes</b>	<b>287</b>	<b>274</b>	<b>0</b>	<b>274</b>	<b>39,836</b>	<b>\$48,506</b>		<b>57.6%</b>	<b>\$102</b>	<b>\$490</b>	<b>\$27,930</b>	<b>\$12,541</b>	<b>\$6,041</b>	<b>\$22</b>	<b>\$13,160</b>	<b>45.9%</b>
2	Seneca	48	37	-1	38	7,256	\$8,000		53.4%	\$112	\$1,170	\$4,274	\$1,040	\$595	\$16	\$1,000	59.5%
2	Seneca Golden Corner	25	21	-1	22	855	\$2,500		29.8%	\$34	\$0	\$745	\$705	\$372	\$17	\$250	148.7%
2	Walhalla	32	27	0	27	3,427	\$3,200	\$227	0.0%	\$0	\$0	\$0	\$25	\$0	\$0	\$1,600	0.0%
2	Westminster	34	24	2	22	3,820	\$4,500		35.4%	\$73	\$85	\$1,595	\$1,800	\$530	\$24	\$1,500	35.3%
	<b>A-2 AG Jack Aden</b>	<b>139</b>	<b>109</b>	<b>0</b>	<b>109</b>	<b>15,358</b>	<b>\$18,200</b>		<b>36.3%</b>	<b>\$61</b>	<b>\$1,255</b>	<b>\$6,614</b>	<b>\$3,570</b>	<b>\$1,497</b>	<b>\$14</b>	<b>\$4,350</b>	<b>34.4%</b>
3	Greenville	225	214	-7	221	45,523	\$30,039	\$15,484	85.1%	\$116	\$1,445	\$25,575	\$7,655	\$4,090	\$19	\$6,000	68.2%
3	Greenville Breakfast	16	13	2	11	2,150	\$2,100	\$50	75.0%	\$143	\$500	\$1,575	\$695	\$700	\$64	\$600	116.7%
3	Greenville City Center	65	56	3	53	5,707	\$7,950		63.0%	\$94	\$0	\$5,005	\$1,345	\$200	\$4	\$1,696	11.8%
3	Pleasantburg	51	46	1	45	11,081	\$9,500	\$1,581	65.9%	\$139	\$169	\$6,263	\$7,300	\$7,000	\$156	\$7,000	100.0%
	<b>A-3 AG Jimmy Kimbell</b>	<b>357</b>	<b>329</b>	<b>-1</b>	<b>330</b>	<b>64,461</b>	<b>\$49,589</b>	<b>\$14,872</b>	<b>77.5%</b>	<b>\$116</b>	<b>\$2,114</b>	<b>\$38,418</b>	<b>\$16,995</b>	<b>\$11,990</b>	<b>\$36</b>	<b>\$15,296</b>	<b>78.4%</b>
4	Inman	25	19	0	19	2,150	\$1,900	\$250	50.0%	\$50	\$0	\$950	\$25	\$0	\$0	\$150	0.0%
4	North Spartanburg	35	33	-2	35	4,930	\$3,500	\$1,430	52.1%	\$52	\$0	\$1,825	\$705	\$235	\$7	\$1,200	19.6%
4	Spartan West	35	29	0	29	3,400	\$5,500		20.5%	\$39	\$25	\$1,125	\$2,065	-\$900	-\$31	\$1,020	-88.2%
4	Spartanburg	200	181	-13	194	5,645	\$6,000		46.8%	\$14	\$0	\$2,810	\$10,020	\$1,250	\$6	\$10,000	12.5%
	<b>A-4 AG Marc White</b>	<b>295</b>	<b>262</b>	<b>-15</b>	<b>277</b>	<b>16,125</b>	<b>\$16,900</b>		<b>39.7%</b>	<b>\$24</b>	<b>\$25</b>	<b>\$6,710</b>	<b>\$12,815</b>	<b>\$585</b>	<b>\$2</b>	<b>\$12,370</b>	<b>4.7%</b>
5	Blacksburg	19	16	0	16	1,220	\$1,200	\$20	26.3%	\$20	\$0	\$315	\$483	\$475	\$30	\$960	49.5%
5	Clover	24	22	0	22	2,425	\$2,400	\$25	59.4%	\$65	\$0	\$1,425	\$3,406	\$1,976	\$90	\$2,500	79.0%
5	Gaffney	75	73	2	71	3,092	\$8,140		10.0%	\$11	\$0	\$810	\$896	\$355	\$5	\$1,776	20.0%
5	York	33	29	-1	30	8,603	\$8,250	\$353	66.2%	\$182	\$0	\$5,458	\$2,316	\$901	\$30	\$1,800	50.1%
	<b>A-5 AG Babette Sabia</b>	<b>151</b>	<b>140</b>	<b>1</b>	<b>139</b>	<b>15,340</b>	<b>\$19,990</b>		<b>40.1%</b>	<b>\$58</b>	<b>\$0</b>	<b>\$8,008</b>	<b>\$7,101</b>	<b>\$3,707</b>	<b>\$27</b>	<b>\$7,036</b>	<b>52.7%</b>
6	Fort Mill	82	79	2	77	41,831	\$20,000	\$21,831	74.5%	\$194	\$100	\$14,900	\$2,225	\$300	\$4	\$400	75.0%
6	Indian Land	20	10	-9	19	1,200	\$1,500		66.7%	\$53	\$1,000	\$1,000	\$250	\$0	\$0	\$500	0.0%
6	Indian Land Lunch	30	22	0	22	3,495	\$3,375	\$120	68.3%	\$105	\$20	\$2,305	\$577	\$0	\$0	\$675	0.0%
6	Lake Wylie	27	24	-1	25	3,541	\$2,000	\$1,541	90.7%	\$73	\$140	\$1,813	\$1,287	\$1,695	\$68	\$650	260.8%
6	Rock Hill	70	62	1	61	2,542	\$9,000		5.4%	\$8	\$438	\$488	\$1,974	\$0	\$0	\$2,000	0.0%
	<b>A-6 AG Rebecca Melton</b>	<b>229</b>	<b>197</b>	<b>-7</b>	<b>204</b>	<b>52,609</b>	<b>\$35,875</b>	<b>\$16,734</b>	<b>57.2%</b>	<b>\$101</b>	<b>\$1,698</b>	<b>\$20,506</b>	<b>\$6,313</b>	<b>\$1,995</b>	<b>\$10</b>	<b>\$4,225</b>	<b>47.2%</b>

A r e a	Club	7/1/2021 Member Goal	Current Members 1-25-21	Member Gain 1-25-21	Members 7/1/20	AF Actual 2019-20	AF Goal 2020-21	AF Goal Shortfall vs. LY	% AF Goal Achieved 2020-21	AFPer Capita 2020-21	AF Month	AF YTD 2020-21	Polio Actual 2020-21	Polio YTD 2020-21	Polio Per Capita 2020-21	Polio Goal 2020-21	Polio % of Goal
7	Chester	61	55	0	55	2,250	\$3,500		2.9%	\$2	\$0	\$100	\$2,960	\$0	\$0	\$2,600	0.0%
7	Lancaster	73	63	-1	64	6,777	\$3,900	\$2,877	27.3%	\$17	\$100	\$1,065	\$4,577	\$3,390	\$53	\$2,700	125.6%
7	Lancaster Breakfast	58	55	2	53	5,163	\$5,060	\$103	100.0%	\$96	\$500	\$5,062	\$1,130	\$500	\$9	\$750	66.7%
7	Winnsboro	33	29	0	29	1,510	\$1,500	\$10	151.3%	\$78	\$0	\$2,270	\$25	\$0	\$0	\$1,050	0.0%
A-7 AG Joyce Morin		225	202	1	201	15,700	\$13,960	\$1,740	60.9%	\$42	\$600	\$8,497	\$8,692	\$3,890	\$19	\$7,100	54.8%
8	Aiken	185	174	-9	183	24,441	\$22,620	\$1,821	56.9%	\$70	\$889	\$12,880	\$3,381	\$100	\$1	\$5,673	1.8%
8	Aiken Sunrise	38	32	0	32	5,745	\$6,000		66.2%	\$124	\$500	\$3,969	\$1,385	\$1,214	\$38	\$1,000	121.4%
8	Batesburg-Leesville	16	13	0	13	25	\$2,436		58.5%	\$110	\$0	\$1,425	\$650	\$700	\$54	\$1,957	35.8%
8	North Augusta	28	19	-6	25	600	\$2,300		11.3%	\$10	\$0	\$260	\$700	\$85	\$3	\$1,000	8.5%
8	Twin City of Batesburg-Leesville	25	10	-9	19	3,963	\$2,500	\$1,463	84.7%	\$111	\$100	\$2,117	\$1,050	\$675	\$36	\$1,100	61.4%
A-8 AG Rysheeka Bush		292	248	-24	272	34,774	\$35,856		57.6%	\$76	\$1,489	\$20,651	\$7,166	\$2,774	\$10	\$10,730	25.9%
9	Abbeville	52	44	-1	45	4,150	\$6,956		1.4%	\$2	\$0	\$100	\$125	\$0	\$0	\$1,739	0.0%
9	EClub of the Carolinas	32	31	1	30	10,446	\$5,500	\$4,946	142.6%	\$262	\$185	\$7,845	\$1,555	\$1,795	\$60	\$1,200	149.6%
9	Emerald City	73	65	0	65	24,133	\$25,500		56.7%	\$223	\$240	\$14,467	\$4,255	\$4,130	\$64	\$3,500	118.0%
9	Greenwood	116	108	-5	113	63,017	\$14,375	\$48,642	45.4%	\$58	\$10	\$6,532	\$10,056	\$5,874	\$52	\$4,255	138.0%
A-9 AG Stephen Baggett		273	248	-5	253	101,746	\$52,331	\$49,415	55.3%	\$114	\$435	\$28,944	\$15,991	\$11,799	\$47	\$10,694	110.3%
10	Clinton	39	34	-3	37	3,850	\$3,700	\$150	0.0%	\$0	\$0	\$0	\$600	\$0	\$0	\$500	0.0%
10	Laurens	60	53	-3	56	7,240	\$7,000	\$240	49.9%	\$62	\$85	\$3,495	\$1,347	\$1,000	\$18	\$1,500	66.7%
10	Newberry	80	73	-2	75	19,090	\$15,200	\$3,890	59.8%	\$121	\$110	\$9,082	\$3,738	\$350	\$5	\$3,000	11.7%
10	Union	46	39	-1	40	5,285	\$6,450		0.0%	\$0	\$0	\$0	\$5,285	\$0	\$0	\$5,739	0.0%
A-10 AG Michael Seymour		225	199	-9	208	35,465	\$32,350	\$3,115	38.9%	\$60	\$195	\$12,577	\$10,970	\$1,350	\$6	\$10,739	12.6%
11	Fountain Inn	33	37	8	29	2,550	\$2,000	\$550	79.1%	\$55	\$0	\$1,581	\$1,100	\$1,100	\$38	\$700	157.1%
11	Golden Strip Sunrise	17	15	1	14	10,400	\$1,400	\$9,000	28.6%	\$29	\$50	\$400	\$12,025	\$100	\$7	\$700	14.3%
11	Mauldin	25	18	-2	20	2,795	\$1,800	\$995	13.9%	\$13	\$0	\$250	\$1,231	\$1,354	\$68	\$900	150.5%
11	Simpsonville	43	38	1	37	4,952	\$6,000		61.7%	\$100	\$85	\$3,702	\$776	\$407	\$11	\$1,200	33.9%
A-11 AG Lisa Wilson		118	108	8	100	20,697	\$11,200	\$9,497	53.0%	\$59	\$135	\$5,933	\$15,132	\$2,961	\$30	\$3,500	84.6%
12	Easley	68	58	0	58	5,850	\$6,200		58.5%	\$63	\$0	\$3,625	\$1,625	\$316	\$5	\$3,000	10.5%
12	The Reedy River	38	28	-7	37	8,211	\$6,000	\$2,211	55.7%	\$90	\$85	\$3,340	\$6,051	\$375	\$10	\$4,000	9.4%
12	Pickens	50	34	-7	41	2,700	\$5,085		43.8%	\$54	\$0	\$2,225	\$452	\$0	\$0	\$1,890	0.0%
12	The Foothills, TR	12	12	1	11	950	\$1,000		7.5%	\$7	\$0	\$75	\$20	\$25	\$2	\$500	5.0%
A-12 AG Karen Culley		168	132	-13	147	17,711	\$18,285		50.7%	\$63	\$85	\$9,265	\$8,148	\$716	\$5	\$9,390	7.6%
District 7750						0					\$0	\$500	\$500	\$500			
Totals		2759	2,448	-64	2,512	429,821	\$353,042	\$76,779	55.1%	\$77	\$8,521	\$194,551	\$125,933	\$49,804	\$20	\$108,590	45.9%

### Area Summary

	7/1/2021 Member Goal	Current Members 1-25-21	Member Gain 1-25-21	Members 7/1/20	AF Actual 2019-20	AF Goal 2020-21	AF Goal Shortfall vs. LY	% AF Goal Achieved 2020-21	AFPer Capita 2020-21	AF Month	AF YTD 2020-21	Polio Actual 2020-21	Polio YTD 2020-21	Polio Per Capita 2020-21	Polio Goal 2020-21	Polio % of Goal
A-1 AG Butch Hughes	287	274	0	274	39,836	\$48,506		57.6%	\$102	\$490	\$27,930	\$12,541	\$6,041	\$22	\$13,160	45.9%
A-2 AG Jack Aden	139	109	0	109	15,358	\$18,200		36.3%	\$61	\$1,255	\$6,614	\$3,570	\$1,497	\$14	\$4,350	34.4%
A-3 AG Jimmy Kimbell	357	329	-1	330	64,461	\$49,589	\$14,872	77.5%	\$116	\$2,114	\$38,418	\$16,995	\$11,990	\$36	\$15,296	78.4%
A-4 AG Marc White	295	262	-15	277	16,125	\$16,900		39.7%	\$24	\$25	\$6,710	\$12,815	\$585	\$2	\$12,370	4.7%
A-5 AG Babette Sabia	151	140	1	139	15,340	\$19,990		40.1%	\$58	\$0	\$8,008	\$7,101	\$3,707	\$27	\$7,036	52.7%
A-6 AG Rebecca Melton	229	197	-7	204	52,609	\$35,875	\$16,734	57.2%	\$101	\$1,698	\$20,506	\$6,313	\$1,995	\$10	\$4,225	47.2%
A-7 AG Joyce Morin	225	202	1	201	15,700	\$13,960	\$1,740	60.9%	\$42	\$600	\$8,497	\$8,692	\$3,890	\$19	\$7,100	54.8%
A-8 AG Rysheeka Bush	292	248	-24	272	34,774	\$35,856		57.6%	\$76	\$1,489	\$20,651	\$7,166	\$2,774	\$10	\$10,730	25.9%
A-9 AG Stephen Baggett	273	248	-5	253	101,746	\$52,331	\$49,415	55.3%	\$114	\$435	\$28,944	\$15,991	\$11,799	\$47	\$10,694	110.3%
A-10 AG Michael Seymour	225	199	-9	208	35,465	\$32,350	\$3,115	38.9%	\$60	\$195	\$12,577	\$10,970	\$1,350	\$6	\$10,739	12.6%
A-11 AG Lisa Wilson	118	108	8	100	20,697	\$11,200	\$9,497	53.0%	\$59	\$135	\$5,933	\$15,132	\$2,961	\$30	\$3,500	84.6%
A-12 AG Karen Culley	168	132	-13	147	17,711	\$18,285		50.7%	\$63	\$85	\$9,265	\$8,148	\$716	\$5	\$9,390	7.6%
Totals	2759	2448	-64	2,512	429,821	353,042	\$95,372	55.1%	\$77	\$8,521	\$194,551	\$125,433	\$49,304	\$20	\$108,590	45.9%



## Top Giving Clubs (Annual Fund)

### Top Clubs by % of AF Goal Achieved

1	Winnsboro	151%
2	EClub of the Carolinas	143%
3	Lancaster Breakfast	100%
4	Lake Wylie	91%
5	Clemson Sunrise	85%

### Top Clubs by AF Per Capita

1	EClub of the Carolinas	\$261.50
2	Emerald City	\$222.57
3	Fort Mill	\$193.51
4	York	\$181.93
5	Greenville Breakfast	\$143.18

### Top Clubs by Total AF Giving

1	Greenville	\$25,575
2	Fort Mill	\$14,900
3	Emerald City	\$14,467
4	Aiken	\$12,880
5	Clemson	\$10,820

## Top Giving Clubs (Polio)

### Top Clubs by % of Polio Goal Achieved

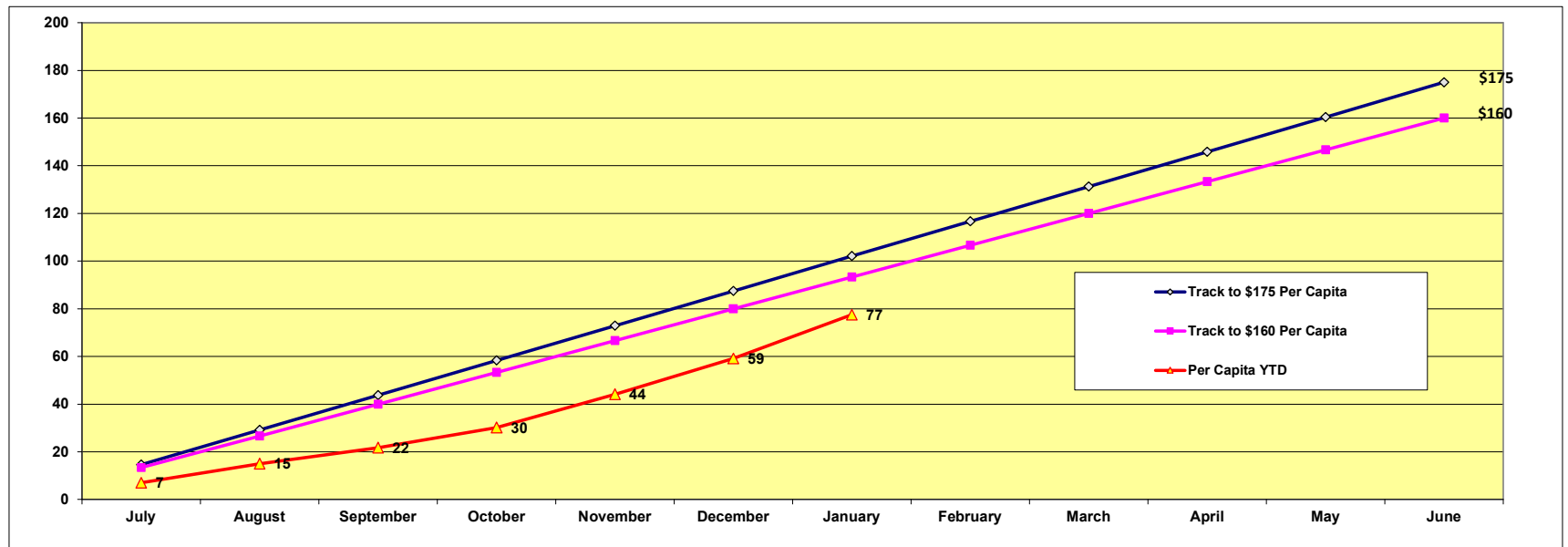
1	Lake Wylie	261%
2	Fountain Inn	157%
3	Mauldin	150%
4	EClub of the Carolinas	150%
5	Seneca Golden Corner	149%

### Top Clubs by Total Polio Giving

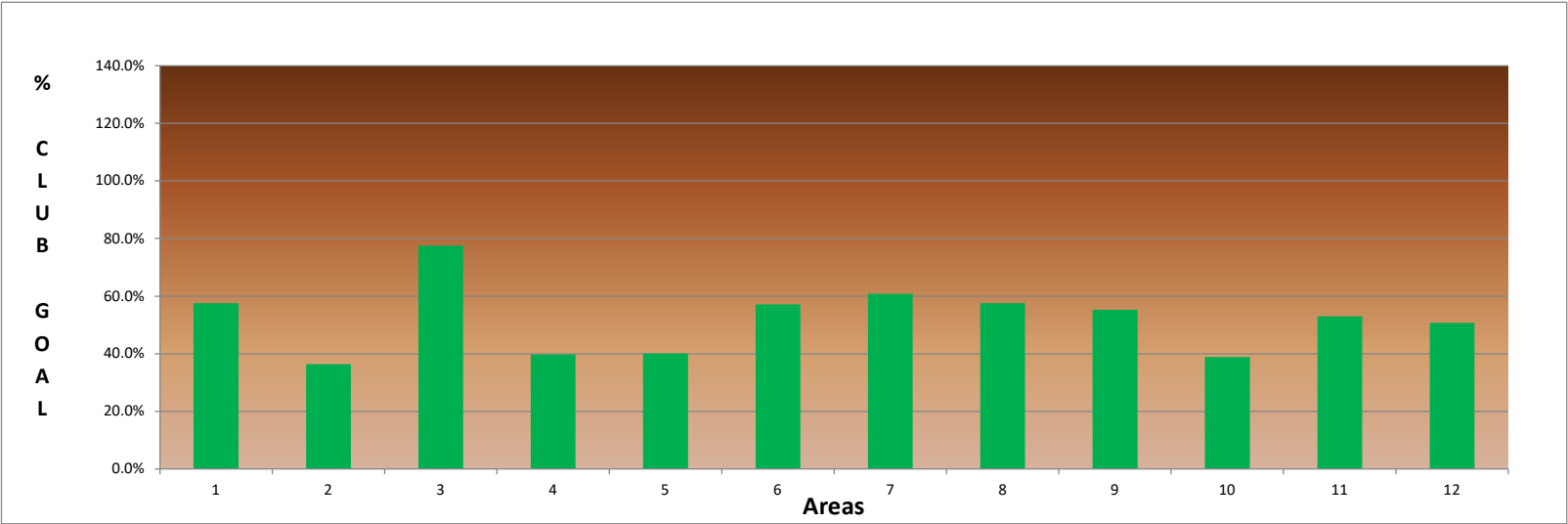
1	Pleasantburg	\$7,000
2	Greenwood	\$5,874
3	Emerald City	\$4,130
4	Greenville	\$4,090
5	Lancaster	\$3,390

## District Statistics

3 Clubs hav Clubs have achieved 100% of their AF Goal  
 10 Clubs hav Clubs have achieved 75% of their AF Goal  
 12 Clubs hav Clubs have achieved 100% of their Polio Goal  
 4 Clubs are Clubs are over \$150 AF Per Capita  
 16 Clubs are Clubs are over \$100 AF Per Capita  
 0 Clubs hav Clubs have given \$5 Total to the AF (Zero Giving)  
 0 Clubs hav Clubs have given \$5 Total to Polio (Zero Giving)  
 0 Areas hav Areas have achieved 100% of their AF Goal  
 1 Areas hav Areas have achieved 75% of their AF Goal  
 0 Areas are Areas are over \$200 AF Per Capita  
 4 Areas are Areas are over \$100 AF Per Capita

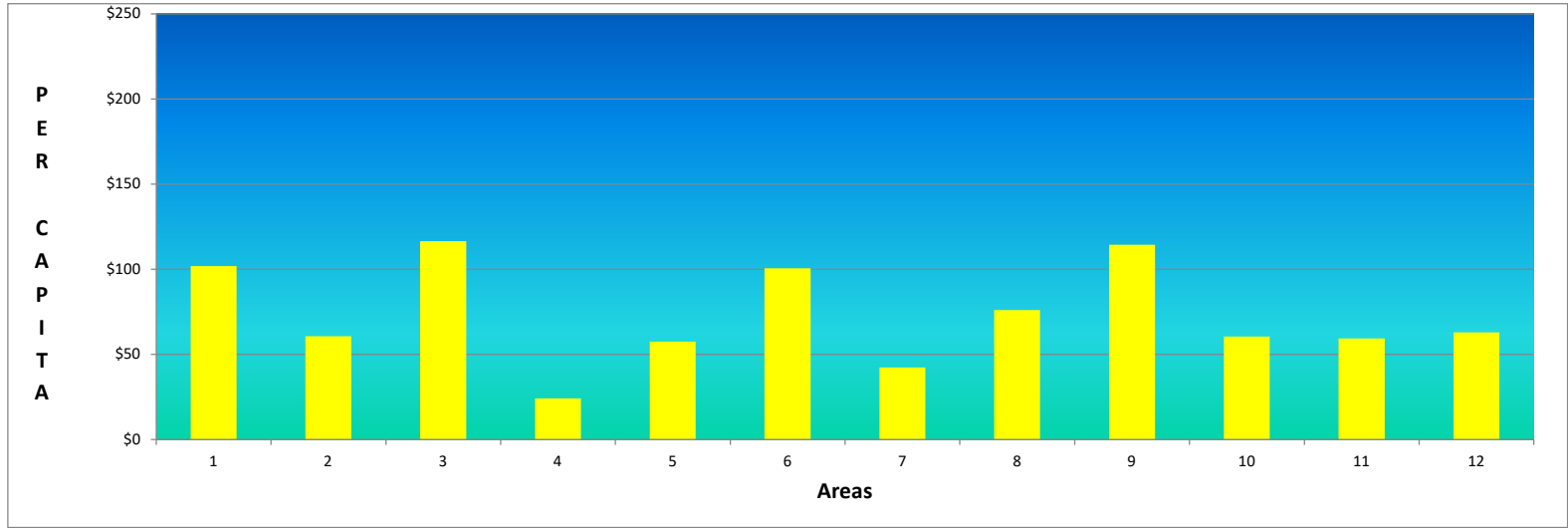


% of Club AF Goal Achieved - By Area



AF Per Capita - By Area

Goal is \$175





### All Clubs Ranked by % of AF Goal Achieved

1	Winnsboro	151%
2	EClub of the Carolinas	143%
3	Lancaster Breakfast	100%
4	Lake Wylie	91%
5	Clemson Sunrise	85%
6	Greenville	85%
7	Twin City of Batesburg-Leesville	85%
8	Anderson	84%
9	Fountain Inn	79%
10	Greenville Breakfast	75%
11	Fort Mill	75%
12	Indian Land Lunch	68%
13	Indian Land	67%
14	York	66%
15	Aiken Sunrise	66%
16	Pleasantburg	66%
17	Greenville City Center	63%
18	Simpsonville	62%
19	Clemson	61%
20	Newberry	60%
21	Clover	59%
22	Batesburg-Leesville	58%
23	Easley	58%
24	Aiken	57%
25	Emerald City	57%
26	The Reedy River	56%
27	Seneca	53%
28	North Spartanburg	52%
29	Inman	50%
30	Laurens	50%

### All Clubs Ranked by % of Polio Goal Achieved

1	Lake Wylie	261%
2	Fountain Inn	157%
3	Mauldin	150%
4	EClub of the Carolinas	150%
5	Seneca Golden Corner	149%
6	Greenwood	138%
7	Lancaster	126%
8	Aiken Sunrise	121%
9	Emerald City	118%
10	Greenville Breakfast	117%
11	Pleasantburg	100%
12	Anderson	89%
13	Clover	79%
14	Fort Mill	75%
15	Greenville	68%
16	Lancaster Breakfast	67%
17	Laurens	67%
18	Greater Anderson	64%
19	Twin City of Batesburg-Leesville	61%
20	Seneca	60%
21	York	50%
22	Blacksburg	49%
23	Clemson Sunrise	49%
24	Batesburg-Leesville	36%
25	Westminster	35%
26	Simpsonville	34%
27	Gaffney	20%
28	North Spartanburg	20%
29	Golden Strip Sunrise	14%
30	Spartanburg	13%

31	Spartanburg	47%
32	Greenwood	45%
33	Pickens	44%
34	Westminster	35%
35	Seneca Golden Corner	30%
36	Golden Strip Sunrise	29%
37	Greater Anderson	28%
38	Lancaster	27%
39	Blacksburg	26%
40	Spartan West	20%
41	Mauldin	14%
42	North Augusta	11%
43	Gaffney	10%
44	The Foothills, TR	8%
45	Rock Hill	5%
46	Chester	3%
47	Abbeville	1%
48		0%
49		0%
50		0%

31	Greenville City Center	12%
32	Newberry	12%
33	Easley	11%
34	The Reedy River	9%
35	North Augusta	9%
36	The Foothills, TR	5%
37	Clemson	5%
38	Aiken	2%
39		0%
40		0%
41		0%
42		0%
43		0%
44		0%
45		0%
46		0%
47		0%
48		0%
49		0%
50	Spartan West	-88%

### All Clubs Ranked by AF Per Capita

1	EClub of the Carolinas	\$261.50
2	Emerald City	\$222.57
3	Fort Mill	\$193.51
4	York	\$181.93
5	Greenville Breakfast	\$143.18
6	Pleasantburg	\$139.18
7	Anderson	\$128.04
8	Aiken Sunrise	\$124.03
9	Newberry	\$121.09
10	Greenville	\$115.72
11	Clemson	\$112.71
12	Seneca	\$112.47
13	Twin City of Batesburg-Leesville	\$111.42
14	Batesburg-Leesville	\$109.62
15	Indian Land Lunch	\$104.77
16	Simpsonville	\$100.04
17	Lancaster Breakfast	\$95.51
18	Greenville City Center	\$94.43
19	The Reedy River	\$90.27
20	Clemson Sunrise	\$83.21
21	Winnsboro	\$78.28
22	Lake Wylie	\$72.52
23	Westminster	\$72.50
24	Aiken	\$70.38
25	Greater Anderson	\$67.54
26	Clover	\$64.77
27	Easley	\$62.50
28	Laurens	\$62.41
29	Greenwood	\$57.81
30	Fountain Inn	\$54.52
31	Pickens	\$54.27
32	Indian Land	\$52.63
33	North Spartanburg	\$52.14

### All Clubs Ranked by Polio Per Capita

1	Pleasantburg	\$155.56
2	Clover	\$89.80
3	Lake Wylie	\$67.80
4	Mauldin	\$67.72
5	Greenville Breakfast	\$63.64
6	Emerald City	\$63.54
7	EClub of the Carolinas	\$59.83
8	Batesburg-Leesville	\$53.85
9	Lancaster	\$52.97
10	Greenwood	\$51.98
11	Aiken Sunrise	\$37.94
12	Fountain Inn	\$37.93
13	Anderson	\$35.78
14	Twin City of Batesburg-Leesville	\$35.53
15	Greater Anderson	\$34.37
16	York	\$30.03
17	Blacksburg	\$29.69
18	Westminster	\$24.09
19	Clemson Sunrise	\$23.72
20	Greenville	\$18.51
21	Laurens	\$17.86
22	Seneca Golden Corner	\$16.90
23	Seneca	\$15.66
24	Simpsonville	\$10.99
25	The Reedy River	\$10.14
26	Lancaster Breakfast	\$9.43
27	Golden Strip Sunrise	\$7.14
28	North Spartanburg	\$6.71
29	Spartanburg	\$6.44
30	Easley	\$5.45
31	Gaffney	\$5.00
32	Newberry	\$4.67
33	Fort Mill	\$3.90



34	Inman	\$50.00
35	Spartan West	\$38.79
36	Seneca Golden Corner	\$33.86
37	Golden Strip Sunrise	\$28.57
38	Blacksburg	\$19.69
39	Lancaster	\$16.64
40	Spartanburg	\$14.48
41	Mauldin	\$12.50
42	Gaffney	\$11.41
43	North Augusta	\$10.40
44	Rock Hill	\$7.99
45	The Foothills, TR	\$6.82
46	Abbeville	\$2.22
47	Chester	\$1.82
48		\$0.00
49		\$0.00
50		\$0.00

34	Greenville City Center	\$3.77
35	North Augusta	\$3.40
36	Clemson	\$2.44
37	The Foothills, TR	\$2.27
38	Aiken	\$0.55
39		\$0.00
40		\$0.00
41		\$0.00
42		\$0.00
43		\$0.00
44		\$0.00
45		\$0.00
46		\$0.00
47		\$0.00
48		\$0.00
49		\$0.00
50	Spartan West	-\$31.03

### All Clubs Ranked by Total AF Giving

1	Greenville	\$25,575
2	Fort Mill	\$14,900
3	Emerald City	\$14,467
4	Aiken	\$12,880
5	Clemson	\$10,820
6	Anderson	\$9,475
7	Newberry	\$9,082
8	EClub of the Carolinas	\$7,845
9	Greenwood	\$6,532
10	Pleasantburg	\$6,263
11	York	\$5,458
12	Lancaster Breakfast	\$5,062
13	Greenville City Center	\$5,005
14	Greater Anderson	\$4,390
15	Seneca	\$4,274
16	Aiken Sunrise	\$3,969
17	Simpsonville	\$3,702
18	Easley	\$3,625
19	Laurens	\$3,495
20	The Reedy River	\$3,340
21	Clemson Sunrise	\$3,245
22	Spartanburg	\$2,810
23	Indian Land Lunch	\$2,305
24	Winnsboro	\$2,270
25	Pickens	\$2,225
26	Twin City of Batesburg-Leesville	\$2,117
27	North Spartanburg	\$1,825
28	Lake Wylie	\$1,813
29	Westminster	\$1,595
30	Fountain Inn	\$1,581
31	Greenville Breakfast	\$1,575
32	Clover	\$1,425

### All Clubs Ranked by Total Polio Giving

1	Pleasantburg	\$7,000
2	Greenwood	\$5,874
3	Emerald City	\$4,130
4	Greenville	\$4,090
5	Lancaster	\$3,390
6	Anderson	\$2,648
7	Greater Anderson	\$2,234
8	Clover	\$1,976
9	EClub of the Carolinas	\$1,795
10	Lake Wylie	\$1,695
11	Mauldin	\$1,354
12	Spartanburg	\$1,250
13	Aiken Sunrise	\$1,214
14	Fountain Inn	\$1,100
15	Laurens	\$1,000
16	Clemson Sunrise	\$925
17	York	\$901
18	Greenville Breakfast	\$700
19	Batesburg-Leesville	\$700
20	Twin City of Batesburg-Leesville	\$675
21	Seneca	\$595
22	Westminster	\$530
23	Lancaster Breakfast	\$500
24	Blacksburg	\$475
25	Simpsonville	\$407
26	The Reedy River	\$375
27	Seneca Golden Corner	\$372
28	Gaffney	\$355
29	Newberry	\$350
30	Easley	\$316
31	Fort Mill	\$300
32	North Spartanburg	\$235

33	Batesburg-Leesville	\$1,425
34	Spartan West	\$1,125
35	Lancaster	\$1,065
36	Indian Land	\$1,000
37	Inman	\$950
38	Gaffney	\$810
39	Seneca Golden Corner	\$745
40	Rock Hill	\$488
41	Golden Strip Sunrise	\$400
42	Blacksburg	\$315
43	North Augusta	\$260
44	Mauldin	\$250
45	Chester	\$100
46	Abbeville	\$100
47	The Foothills, TR	\$75
48		\$0
49		\$0
50		\$0

33	Clemson	\$234
34	Greenville City Center	\$200
35	Aiken	\$100
36	Golden Strip Sunrise	\$100
37	North Augusta	\$85
38	The Foothills, TR	\$25
39		\$0
40		\$0
41		\$0
42		\$0
43		\$0
44		\$0
45		\$0
46		\$0
47		\$0
48		\$0
49		\$0
50	Spartan West	-\$900

### All Areas Ranked by % of AF Goal Achieved

1	A-3 AG Jimmy Kimbell	77.5%
2	A-7 AG Joyce Morin	60.9%
3	A-8 AG Rysheeka Bush	57.6%
4	A-1 AG Butch Hughes	57.6%
5	A-6 AG Rebecca Melton	57.2%
6	A-9 AG Stephen Baggett	55.3%
7	A-11 AG Lisa Wilson	53.0%
8	A-12 AG Karen Culley	50.7%
9	A-5 AG Babette Sabia	40.1%
10	A-4 AG Marc White	39.7%
11	A-10 AG Michael Seymour	38.9%
12	A-2 AG Jack Aden	36.3%

### **All Areas Ranked by AF Per Capita**

1	A-3 AG Jimmy Kimbell	\$116.42
2	A-9 AG Stephen Baggett	\$114.40
3	A-1 AG Butch Hughes	\$101.93
4	A-6 AG Rebecca Melton	\$100.52
5	A-8 AG Rysheeka Bush	\$75.92
6	A-12 AG Karen Culley	\$63.03
7	A-2 AG Jack Aden	\$60.68
8	A-10 AG Michael Seymour	\$60.47
9	A-11 AG Lisa Wilson	\$59.33
10	A-5 AG Babette Sabia	\$57.61
11	A-7 AG Joyce Morin	\$42.27
12	A-4 AG Marc White	\$24.22

### **All Areas Ranked by Total AF Giving**

1	A-3 AG Jimmy Kimbell	\$38,418
2	A-9 AG Stephen Baggett	\$28,944
3	A-1 AG Butch Hughes	\$27,930
4	A-8 AG Rysheeka Bush	\$20,651
5	A-6 AG Rebecca Melton	\$20,506
6	A-10 AG Michael Seymour	\$12,577
7	A-12 AG Karen Culley	\$9,265
8	A-7 AG Joyce Morin	\$8,497
9	A-5 AG Babette Sabia	\$8,008
10	A-4 AG Marc White	\$6,710
11	A-2 AG Jack Aden	\$6,614
12	A-11 AG Lisa Wilson	\$5,933