

DECEMBER: Disease Prevention and Treatment Month

JANUARY: Vocational Service Month



Rotary Opens Opportunities

7750

ROTARY INTERNATIONAL

DECEMBER 2020 WWW.ROTARY7750.ORG

DISTRICT GOVERNOR BETH PADGETT

Rotary Club of Greenville
dg2020@rotary7750.org



Rotary makes a difference in Haiti

BY DG BETH PADGETT

District 7750 Rotarians are making a difference in Haiti through their generous contributions to The Rotary Foundation. Rotarians provide significant funding for farms in the Central Plateau of Haiti that are part of sustainable, long-term projects aimed at helping the rural population achieve a greatly improved standard of living.

Charles and Gillaine Warne (with Partners in Agriculture and the Rotary Club of Greenville) recently returned from Haiti where the highlight was the visit of 46 Rotarians from the Rotary Club of Port au Prince.

District 7750 Rotarians support a Global Grant for a goat breeding farm in Lachto, Haiti, and visiting Rotarians were from the host club for the project.

They celebrated the opening of the goat shed and planted 300 avocado trees. They also viewed the recently installed tilapia fishponds.

These projects provide sustainable sources of food for the people in this region of Haiti, and in time the goat farms will allow families to start to build wealth.

In the next seven months, fish from three tilapia ponds will be ready for distribution to families in the Central Plateau of Haiti.

There already are 120 breeding goats at the farm with another 400 due in the next six months. When the progeny of the goats is included, there will be 1,500 goats for distribution by December to the families in the region.

"We are truly grateful to Rotary as are the communities of Corporant, Haiti," the Warnes said.

JOIN THE 10 Million Meal Challenge

Collaborate with Feed America Food Banks in Rotary International Zones 33-34 to make a lasting impact on ending hunger in our region, where 1 in 5 children go hungry.

BY DG BETH PADGETT

Many of our neighbors wake up haunted by the knowledge that they may not have enough food to make it through the day. The good news is that some of them go to bed that night having received a hot meal or a box of food from Rotarians in their community.

Food insecurity has long been a problem in our part of the nation, and the challenges have become greater because of job losses or reduced hours that can be attributed to COVID-19. Rotary Opens Opportunities! That is our theme for this Rotary year, and it appropriately describes how Rotary Clubs in District 7750 have responded to increased hunger in our communities.

Every Rotary Club in our District seems to be working to alleviate hunger, most often at home and sometimes in places such as Guatemala and Honduras. While large meal-packing projects have been put on hold because of COVID, Rotarians have gotten creative in addition to pursuing traditional ways to get meals to others.

As Rotary Clubs were forced to postpone many long-standing service projects because of COVID, they soon learned that another opportunity had been opened. Food drives are among the most COVID-compatible projects that can be done. Many of our clubs have led food drives over the past five months.

With the holidays upon us, there are so many more opportunities in this area. Look for additional ways that your Rotary Club can help your neighbors during this holiday season. Have a food drive for your local food bank. Send backpacks full of nutritious food home with students for the winter holidays. Take up donations for a food pantry or send a check from your club.

Report what you do

While we're feeding our neighbors, let's also make sure that our Rotary Clubs report the great work that they are doing. Our Rotary District is part of Rotary Zones 33-34, and this is the second year for us to participate in the 10 Million Meal Challenge. That number of meals may sound overwhelming, but it's really not when it is divided among more than 1,740 Rotary Clubs.

I have appointed **Valerie Brooks-Madden** (Greenville Breakfast Rotary Club) as our



District Feed10Million Champion.

Valerie will help clubs learn how to report their results at a special website, and she also will encourage clubs to look for ways to participate in food-related projects.

The reporting process really has been simplified. Valerie and I encourage all of our Rotary Clubs to go to <https://www.rizones33-34.org/feed10million-initiative/> and report the meals that you have provided since July 1. This also includes meals provided to show appreciation to first responders and teachers. The Four-Way Test is your guide on how to account for the meals.

Get in touch with me (dg2020@rotary7750.org)
or Valerie (valerie.brooks8@gmail.com)
if you have any questions.

Thank you for all that you do for Rotary and for your neighbors in need.

ROTARY MEMBERSHIP

PRESS 'PLAY' ON YOUR CLUB'S MEMBERSHIP STRATEGY



BY PDG TERRY WEAVER

This month's D-7750 Membership Report (next page) is a dramatic study in contrasts, as the District has separated itself into two distinct groups of clubs—those who have pressed “Play” on their membership strategy (some pressed “Fast Forward”), and those who are still on “Pause”.

You can easily tell which group your club is part of by scanning this report.

If your new member count since July 1 (far right column) is 0 or 1, you're on “Pause”.

What are you waiting for? The world is not going to change very soon, and if your club is to survive this pandemic, you're going to need to attract some

new members (see: New Members to Reach Goal column).

Yes, I foresee another year or more of hybrid meetings where we're streaming our meetings live to some of our members as a virtual audience.

Clubs offering regular virtual or hybrid Discover Rotary information hours for potential members are still seeing better than a 50% rate of new member conversion.

In one of those sessions this past week, I heard a prospect say, “After hearing all about Rotary, I'm just sitting here wondering why it took me so long to look into it.”

Yes, there are people in your neighborhood, your customer or supplier base or your circle of friends who are just waiting for someone to tell them about Rotary and invite them to join.

If you're part of the “Pause” group of clubs, how can your club replace “We can't” with “We will”?

Clearly 40% of clubs in the District can find and are finding new people who want to be part of Rotary, whether virtual, hybrid or in-person.

If you're thinking “We'll wait 'till things are different”, you may well be waiting out the full Rotary year and find your club seriously crippled as a result.

If you're worried about or intimidated by virtual meeting technology or if your virtual meetings haven't gone very well, contact ITSupport@Rotary7750.org for some help and suggestions.

If you're part of the “Play” or “Fast Forward” groups, double down on what you're doing. This could well be a breakout

year for your club in net membership gain!

Please print this article and this report, take it

to your next club meeting or Board meeting, and inspire your members and leaders to press “Play” on your club's membership strategy for 2020-21. Let's go out there and find those countless people in each of our communities who are just waiting for someone to invite them to join Rotary.

Shout-outs to Aiken, Anderson, Easley, Fort Mill, Fountain Inn and Greenville, all of which have attracted 4 or more new members since July 1.

**Need membership development or recruitment advice?
Call Carol.**

PDG CAROL BURDETTE
D7750 Membership Chair
Rotary Club of Anderson
carol.burdette@uwandersoncty.com
864-934-5143



11/26/2020

			Over				OK		
			At				New Needed		
			Under						
Club	Goal	Current Membership	Over/Under Goal	Annual Avg. Attrition	Attrition to Date	Attrition to Go	New Members to Reach Goal	Net Gain/Loss YTD	New Members YTD
Abbeville	52	45	-7	9	2	7	14	0	2
Aiken	188	177	-11	22	10	12	23	-6	4
Aiken Sunrise	38	31	-7	6	2	4	11	-1	1
Anderson	75	79	4	11	0	11	7	5	5
Batesburg-Leesville	16	13	-3	3	0	3	6	0	0
Blacksburg	19	16	-3	2	0	2	5	0	0
Chester	61	55	-6	6	0	6	12	0	0
Clemson	100	93	-7	10	4	6	13	-3	1
Clemson Sunrise	42	40	-2	4	1	3	5	1	2
Clinton	39	35	-4	4	3	1	5	-2	1
Clover	24	22	-2	4	0	4	6	0	0
Easley	68	61	-7	8	3	5	12	3	6
E-Club of The Carolinas	32	31	-1	7	2	5	6	1	3
Emerald City (Greenwood)	73	66	-7	8	2	6	13	1	3
Fort Mill	82	79	-3	18	3	15	18	2	5
Fountain Inn	33	38	5	3	1	2	0	9	10
Gaffney	75	72	-3	12	1	11	14	1	2
Golden Strip Sunrise, (Mauldin)	17	15	-2	2	0	2	4	1	1
Greater Anderson	70	64	-6	11	2	9	15	-1	1
Greenville	225	217	-8	56	12	44	52	-4	8
Greenville Breakfast	16	13	-3	5	0	5	8	2	2
Greenville City Center	65	56	-9	9	0	9	18	3	3
Greenwood	116	113	-3	18	2	16	19	0	2
Indian Land	20	14	-6	6	5	1	7	-5	0
Indian Land Lunch	30	25	-5	3	0	3	8	3	3
Inman	25	19	-6	4	0	4	10	0	0
Lake Wylie	27	24	-3	3	1	2	5	-1	0
Lancaster	73	64	-9	7	1	6	15	0	1
Lancaster Breakfast	60	55	-5	8	0	8	13	2	2
Laurens	59	56	-3	7	2	5	8	0	2
Mauldin	25	18	-7	6	2	4	11	-2	0
Newberry	80	75	-5	8	0	8	13	0	0
North Augusta	28	25	-3	3	0	3	6	0	0
North Spartanburg	33	34	1	5	2	3	2	-1	1
Pickens	50	34	-16	6	7	0	16	-7	0
Pleasantburg (Greenville)	51	43	-8	5	2	3	11	-2	0
Rock Hill	70	62	-8	21	0	21	29	1	1
Seneca	48	38	-10	7	0	7	17	0	0
Seneca Golden Corner	25	21	-4	3	2	1	5	-1	1
Simpsonville	43	38	-5	12	1	11	16	1	2
Spartanburg	200	184	-16	20	12	8	24	-10	2
Spartan West (Spartanburg)	35	29	-6	6	0	6	12	0	0
The Foothills, Travelers Rest	12	12	0	5	0	5	5	1	1
the Reedy River Greenville	38	30	-8	13	6	7	15	-5	1
Twin City of Batesburg-Leesville	25	19	-6	2	0	2	8	0	0
Union	46	40	-6	5	1	4	10	0	1
Walhalla	32	27	-5	4	0	4	9	0	0
Westminster	34	24	-10	8	1	7	17	2	3
Winnsboro	33	29	-4	7	0	7	11	0	0
York	33	29	-4	7	1	6	10	-1	0
	2670	2499	-171	422	96	334	505	-13	83
							Net Positive	17	
								Zero New	22
								1 New	12

Lake Wylie delivers Thanksgiving Day essentials

Lake Wylie Rotary had another great day of fellowship and community service! Rotarian Eddie Lukowski coordinated the delivery of Thanksgiving essentials to folks coping with food insecurity in the community. Rotarian Bernie Drahola accompanied Eddie with this delivery. Rotarians on other routes included President Anne Violanti, Paul Moran, Mary Sieck, Janet Gaglione, Ed Lindsay, Tim Conley, Matt Burris, and Mark Wilson.



York installs two new members; begins Empty Stocking fund

BY MARIA DUNCAN

Rotary Club of York

The York Rotary Club is gradually regaining some sort of normalcy as we move forward with the COVID-19 presence by reinstituting our weekly in-person lunch meetings.

It has been great getting back together, as so many other clubs are doing, with these face-to-face meetings.

Recently, the club gained two new members, Nick Setzer, the minister at First Presbyterian Church in York and James Knight, pastor of First Baptist Church. We welcomed both at two separate meetings.

In other club news, we have begun collecting for our annual Empty Stocking fund which benefits the local community. We also will have our annual poinsettia sale which raises money for the clubs various projects.

← Ryan Blanke, left, immediate past president of the York Club, congratulates congratulating new member James Knight (r).

I know there are many faith and family holiday traditions in our District. I wish you a wonderful holiday season regardless of how you celebrate this special time of year.—Beth



Foothills Blood Drive

The Rotary Club of The Foothills held a Blood Drive the day after a storm that resulted in power outages and blocked roads caused by fallen trees, limbs and power lines. Still donors came. Pictured are club secretary Les Hicken, Blood Connection Manager Angelica, PDG Barbara Shayeb-Helou and a Donor.

Renee Stubbs elected District Governor 2023-24

Renee Cousins Stubbs of the Rotary Club of Newberry has been elected District Governor for 2023-24. She immediately begins serving as District Governor Nominee Designate.

After being a member for a few years in the Rotary Club of Fountain Inn, Renee joined the Newberry Rotary Club in 2009.

She served as Newberry's Club President in 2015-16 and was on the club's Board of Directors for six years. She currently is her club's Membership Chair.

Renee says she has been a Rotarian all her life. Her father was

an active Rotarian and raised her to know and understand the Four-Way Test. She is a multiple Paul Harris Fellow, Major Donor, and Paul Harris Society member.

In addition to the active role she has played in her own Rotary Club, Renee served as Assistant Governor 2016-2019 in District 7750.

She is a graduate of the Rotary Leadership Institute and has served on the RLI faculty since July 2017. She also currently serves as the District 7750 RLI Chair.

Renee is married to Steve

Stubbs and they live in Prosperity. She is a retired math teacher

and administrator in the Greenville School System.

After failing at her first attempt at retirement, she became an Associate Professor of Mathematics at Newberry College. She recently retired from Newberry College.

She earned a BS degree in Math from Newberry College and a MEd from Converse College.



Deadline for January newsletter is **Dec. 26**

Send items to newsletter editor Sue Poss, editor@rotary7750.org

Articles received after Dec. 26 will be used in February.



Golden Corner Rotarian David Williams, the retired city editor of the Anderson Independent-Mail, updated the club about changes in newspapers during the past 40 years.



Amanda Holder, former Seneca High School athletic director and member of the South Carolina Basketball Coaches Hall of Fame, updated the Golden Corner Rotary Club about her new position with the school district's Adult Education program. Holder noted the diploma often referred to as the GED has been updated and that many area manufacturers have programs that offer jobs to those while they work on their continuing education degrees. Pictured from left are Golden Corner Rotary Club president Gene Williams, Holder and Rotarian Steve Moore, director of Adult Education for the School District of Oconee County.

Club not meeting in person? Or some members Zooming in? Give to the virtual CART Bucket now online

Our clubs in D-7750 have been big supporters of The CART Fund (Coins for Alzheimer's Research Trust) for many years.

To give to CART online:

1. Go to www.mycartfund.org.
2. Enter your DACdb User Name & Password
3. Click on the dark blue sign-in (Current User) button
4. You'll create an ID in the CART Online Contribution Portal that's tagged to your club and our District.

If you don't have your DACdb credentials, no worries— just use the light blue button to Create an Account and you'll be asked for our District ID (7750) and your club name.

Some action groups to join during Covid period

BY BARBARA SHAYEB-HELOU

7750 Fellowship and RAGS Chair

Last week I had two RI Zoom meetings unlike any others. The first on Nov . 5th was addressing the relationship of RI Action Groups and Cadres. (More on that in a moment.) That meeting was for about 50 people from that many countries.

The second meeting on Nov 7th was with RIPE(2021)Shaker Mehta and RIT Mike Webb. Joining them was PRID John Smarge. This meeting was attended by almost 150 people from Washington, DC to the South American Carribean coast.


The Nov. 5th call was encouraging us to grow our Action Groups; because RI needs specialists in many fields and they would like to recruit from within. These specialists are called cadres.

Here is a generic answer to what is a Cadre. "A Rotarian with a specific knowledge base in an area that RI may need an expert opinion. An example is when RI has a grant for clean water, or concerning any type of Medical care.

So there is an incentive to join an Action group. And-'Yes" their expenses are paid. But their services are donated.

An example of who they need each year follows: 200 medical Doctors, 150 accountants, 110 Agricultural experts. 100 civil engineers, 50 educators and 40 Mediators or Peace Builders.

The person responsible for this is Zuhal Sharp @ RI headquarters.



So if you are a unique Rotarian, you join an Action group; please let them know areas of your expertise. You may be surprised.

During this pandemic they suggest joining the following groups;

1. RAG for Community Development
2. Disaster Assistance
3. The RAG for endangered species: Actually during the pandemic my daughter adopted another rescue dog. And Gracie is a member of the family and not by the side of the road eating out of garbage bins.
4. RAG for Environmental Sustainability.
5. RAG for Food, Plant Solutions. Then you'll learn to grow what is best for nutritional needs.

I recall the quote from PRIP Clem Renouf, "Rotary gives people more opportunities to do more with their lives than they have dreamed possible."

rotary7750.org/document/rotary-license-plates



Questions to: plates@rotary7750.org

How to get a Rotary plate

The cost of a Rotary license plate is \$50 plus the registration fee for your vehicle. About \$40 is returned to your club and you may apply all or part of the net donated dollars to your Sustaining Member account at the Rotary Foundation, and/ or to district/club programs/projects.

Go to <https://rotary7750.org/document/rotary-license-plates/> for more specific information.

In a year when COVID-19 has justifiably been on everyone's mind, I am so proud of Rotarians for keeping their focus on the eradication of Polio! —Polio Chair Doug Kauffmann

Polio Challenge raises more than \$27,000; surpasses goal

BY DOUG KAUFFMANN

As the PolioPlus chair for our District 7750, my wife Sally and I want to express a sincere "thank you" to all of our Rotarians in our district that participated in the Kauffmann Challenge to raise crucial funds to vaccinate vulnerable children in the world, especially in Pakistan and

Afghanistan, in our goal to eradicate Polio.

The promise of the coming COVID vaccines brings hope to the whole world that we might be able to save the lives of the most vulnerable from the deadly impact

of the coronavirus. Let us not forget that there are still thousands of vulnerable children who deserve a Polio vaccine to ensure a safe and happy future for themselves and their families.

Our District Foundation Chair, Lorraine Angelino, without whose support, bookkeeping efforts, and hard work we could not have achieved this Challenge, has informed me that as of November 27, 2020 we have received \$27,586 in gifts toward the Kauffmann Challenge.

Thank you to all who have participated in this effort. Sally and I are committed to matching all the funds that were given for this challenge, even though the gifts far surpassed the \$15,000 mark we originally planned on. Though the final total of challenge gifts has not yet been fully calculated, we know now that with the Kauffmann match and the Gates Foundation match, we will have raised over \$100,000 for PolioPlus!

Also, for most of those who donated, you will receive double the points of your dollar gift to use toward a Paul Harris Fellow!!

Please let me know if you have any questions about the Kauffmann Challenge!! Rotary Blessings!!



7750 Polio Plus Chair
DOUG KAUFFMANN
Rotary Club of Greenwood
dougandsally@embarqmail.com
864-551-9922

Thanks to Doug and Sally for setting up this Challenge for the District. It was extremely successful with contributions that met and exceeded the challenge.

In addition to the challenge funds, another \$5,322 in gifts were made at the club level or were less than \$100.

Total contribution to Polio through 11/27/2020 totaled \$32,908. Number of points distributed 35,065.

—Foundation Chair
Lorraine Angelino



Doug and Sally were both on my Thanksgiving list this season because I am truly grateful for all that they did/do for The Rotary Foundation. They created so much excitement with this Polio match and so many Rotarians responded to this challenge.

—DG Beth Padgett

2020-21 District 7750 Rotary Foundation Giving

through 11-27-2020

41.1% of Year Completed

Annual Fund Goal	\$ 353,042 (50 of 50 – 100%)
Annual Fund Total	\$ 110,873 (31.4% goal)
Annual Fund Per Capita	\$ 44.14 (2512 members)
Other Funds	\$ 0
Endowment Fund	\$ 0
PolioPlus Goal	\$ 108,590 (50 of 50 – 100%)
PolioPlus	\$ 33,008 (30.4% goal)
Total Giving	\$ 143,881
\$0 AF Clubs	10 (10 of 50 – 20%)
\$0 Polio Clubs	16 (16 of 50 – 32%)
DDF Transfer – Polio	\$ 40,000
Major Gifts	0
Major Donors	5
Paul Harris Fellows	106
Bequest Society	2
Benefactors	5
EREY `	1077 (2512 members – 42.9%)
Sustaining Members	306 (2512 members – 12.2%)
Paul Harris Society Eligible	33 (100 members – 33%)
Paul Harris Society Members	100 (even for year)
Rotary Direct	67 (-1 for year)

All-time for District

Paul Harris Fellows	5,360
Benefactors	815
Bequest Society	102
Major Donors	93

The Rotary Foundation

End of the Year Giving

Club Treasurers and Club Rotary Foundation Chairs, it is time to make sure all contributions for The Rotary Foundation are submitted before the end of December. Preferably, contributions should be made by December 15th as the mail and recording contributions are slower this time of year. Keep in mind to use the Rotary Foundation Transmittal Form under reports on DaCdb – www.rotary7750.org and give each member that made the contribution credit for their contribution. Contributions should be sent in for AF-SHARE or Polio depending on what the intent of the donor. Most contributions that are made as part of quarterly dues would go to AF-SHARE. If you need help, please send Lorraine Angelino, District Rotary Foundation Chair, an email at dg2013@rotary7750.org or call her at 864-554-0598. She is happy to help anyone that needs her assistance. The District currently has 10 clubs that have not contributed to AF-SHARE and 16 clubs that have not contributed to Polio during the current Rotary year.

CARES ACT – Check with your tax accountant on how you are affected.

FYI... The CARES Act, among other coronavirus relief efforts, has instituted a provision allowing people to deduct \$300 for charitable contributions. If you are married and filing jointly, your deduction is still limited to \$300. Taxpayers can take this universal deduction no matter whether they itemize or take the standard deduction on their taxes.

FYI... The **CARES Act** essentially suspended required **minimum distributions** (RMDs) for 2020 across the board. However, there have been a lot of questions about what this means for those who already took out **distributions**, and the impact on taxes and inherited accounts.

DISTRICT FOUNDATION CHAIR

LORRAINE ANGELINO

Rotary Club of Emerald City
118 Leyland Court
Greenwood, SC 29649
864.554.0598
dg2013@rotary7750.org



Membership Champions (29 new members and their sponsors in October)

Member	Type	Club	Sponsor
Blackmon, Albert J (ALBERT)	Active	Indian Land Lunch	Walt Collins
Boone, William R (BILL)	Active	Abbeville	Henry E. Green
Brown, Tina (TINA)	Active	Anderson	
Bruce, Woodrow Daniel (DAN)	Active	The Foothills	Harvey Choplin
Buva, Purnima (NIMA)	Active	Mauldin	Emilio R Porras
Corriveau, Janice (JANICE)	Active	Abbeville	Paul Bell
Desor, Kamal (KAMAL)	Active	Greenville City Center	David L. McMurray
Dukles, Marc Alan Jr. (MARC)	Active	Greenville Breakfast	
Fall, Dana G (DANA)	Active	Gaffney	
Gallagher, Charles B. (CHUCK)	Active-Corporate	Simpsonville	David W. Knapp
Hanna, Aimee (AIMEE)	Active	Aiken	Suzanne Jackson
Hofstetter, Thomas C. (THOMAS)	Active-R85	Aiken	
Holeman, Lorraine (LORRAINE)	Active	Greenville	Brett Caldwell/ Paul B. Wickensimer
Irvin, Joseph Earl (JOSEPH)	Active	Anderson	
Joczik, Mark T. (MARK)	Active	Anderson	
Johnson, Matthew C (MATTHEW)	Active	Abbeville	Richard W. Causey
Jones, Natalie (NATALIE)	Active	Anderson	
Martin, Sharon B (SHARON)	Active	Abbeville	Lou Paradis
Mikota, Michael II (MICHAEL)	Active	Spartanburg	P. Mike Forrester
Miller, Hazel A (HAZEL)	Active	Clemson	
Murdoch, Brian A. (BRIAN)	Active	Spartanburg	Cynthia J. Kelly
Ouzts, Tracey (TRACEY)	Active	Emerald City	Prudence Ann Taylor/ Lorraine Angelino
Redmond, David (DAVID)	Active	Anderson	
Risher, Shawn (SHAWN)	Active	Aiken	Jim Marra
Setzer, David (NICK)	Active	York	
Sims, James David (DAVID)	Active	Lancaster	Altheresa Goode Howard
VanArk, Shamra (SHAMRA)	Active	Simpsonville	David W. Knapp
Williams, John "Chris" (CHRIS)	Active	Fountain Inn	Shawn Bell
Wills, Raymond Dan (DAN)	Active	Indian Land Lunch	Adam Cooper

October: 29 New Members | 35 Terminated Members (3 deceased)

**Rotary District 7750
Membership Gain & Rotary Foundation
Monthly Progress Report
November 27, 2020**

Area	Club	7/1/2021 Member Goal	Current Members 11-27-20	Member Gain 11-27-20	Members 7/1/20	AF Actual 2019-20	AF Goal 2020-21	AF Goal Shortfall vs. LY	% AF Goal Achieved 2020-21	AF Per Capita 2020-21	AF Month	AF YTD 2020-21	Polio Actual 2020-21	Polio YTD 2020-21	Polio Per Capita 2020-21	Polio Goal 2020-21	Polio % of Goal
1	Anderson	75	79	5	74	14,130	\$11,250	\$2,880	84.2%	\$128	\$3,950	\$9,475	\$3,755	\$2,648	\$36	\$2,960	89.5%
1	Clemson	100	93	-3	96	6,364	\$17,856		30.2%	\$56	\$4,420	\$5,395	\$4,508	\$60	\$1	\$4,800	1.3%
1	Clemson Sunrise	42	40	1	39	4,377	\$3,800	\$577	52.1%	\$51	\$1,040	\$1,980	\$2,600	\$50	\$1	\$1,900	2.6%
1	Greater Anderson	70	63	-2	65	14,965	\$15,600		22.3%	\$53	\$770	\$3,475	\$1,678	\$2,080	\$32	\$3,500	59.4%
	A-1 AG Butch Hughes	287	275	1	274	39,836	\$48,506		41.9%	\$74	\$10,180	\$20,325	\$12,541	\$4,838	\$18	\$13,160	36.8%
2	Seneca	48	38	0	38	7,256	\$8,000		11.9%	\$25	\$170	\$950	\$1,040	\$425	\$11	\$1,000	42.5%
2	Seneca Golden Corner	25	21	-1	22	855	\$2,500		0.0%	\$0	\$0	\$0	\$705	\$0	\$0	\$250	0.0%
2	Walhalla	32	27	0	27	3,427	\$3,200	\$227	0.0%	\$0	\$0	\$0	\$25	\$0	\$0	\$1,600	0.0%
2	Westminster	34	24	2	22	3,820	\$4,500		9.4%	\$19	\$85	\$425	\$1,800	\$0	\$0	\$1,500	0.0%
	A-2 AG Jack Aden	139	110	1	109	15,358	\$18,200		7.6%	\$13	\$255	\$1,375	\$3,570	\$425	\$4	\$4,350	9.8%
3	Greenville	225	217	-4	221	45,523	\$30,039	\$15,484	61.0%	\$83	\$0	\$18,325	\$7,655	\$3,000	\$14	\$6,000	50.0%
3	Greenville Breakfast	16	13	2	11	2,150	\$2,100	\$50	36.9%	\$70	\$0	\$775	\$695	\$500	\$45	\$600	83.3%
3	Greenville City Center	65	56	3	53	5,707	\$7,950		49.1%	\$74	\$3,905	\$3,905	\$1,345	\$200	\$4	\$1,696	11.8%
3	Pleasantburg	51	43	-2	45	11,081	\$9,500	\$1,581	22.5%	\$48	\$369	\$2,140	\$7,300	\$0	\$0	\$7,000	0.0%
	A-3 AG Jimmy Kimbell	357	329	-1	330	64,461	\$49,589	\$14,872	50.7%	\$76	\$4,274	\$25,145	\$16,995	\$3,700	\$11	\$15,296	24.2%
4	Inman	25	19	0	19	2,150	\$1,900	\$250	0.0%	\$0	\$0	\$0	\$25	\$0	\$0	\$150	0.0%
4	North Spartanburg	35	34	-1	35	4,930	\$3,500	\$1,430	28.6%	\$29	\$0	\$1,000	\$705	\$175	\$5	\$1,200	14.6%
4	Spartan West	35	29	0	29	3,400	\$5,500		1.8%	\$3	\$0	\$100	\$2,065	-\$1,000	-\$34	\$1,020	-98.0%
4	Spartanburg	200	184	-10	194	5,645	\$6,000		29.8%	\$9	\$250	\$1,790	\$10,020	\$1,250	\$6	\$10,000	12.5%
	A-4 AG Marc White	295	266	-11	277	16,125	\$16,900		17.1%	\$10	\$250	\$2,890	\$12,815	\$425	\$2	\$12,370	3.4%
5	Blacksburg	19	16	0	16	1,220	\$1,200	\$20	13.8%	\$10	\$0	\$165	\$483	\$450	\$28	\$960	46.9%
5	Clover	24	22	0	22	2,425	\$2,400	\$25	40.6%	\$44	\$0	\$975	\$3,406	\$1,475	\$67	\$2,500	59.0%
5	Gaffney	75	72	1	71	3,092	\$8,140		0.0%	\$0	\$0	\$0	\$896	\$100	\$1	\$1,776	5.6%
5	York	33	29	-1	30	8,603	\$8,250	\$353	12.1%	\$33	\$0	\$1,000	\$2,316	\$100	\$3	\$1,800	5.6%
	A-5 AG Babette Sabia	151	139	0	139	15,340	\$19,990		10.7%	\$15	\$0	\$2,140	\$7,101	\$2,125	\$15	\$7,036	30.2%
6	Fort Mill	82	79	2	77	41,831	\$20,000	\$21,831	14.6%	\$38	\$100	\$2,925	\$2,225	\$100	\$1	\$400	25.0%
6	Indian Land	20	14	-5	19	1,200	\$1,500		0.0%	\$0	\$0	\$0	\$250	\$0	\$0	\$500	0.0%
6	Indian Land Lunch	30	25	3	22	3,495	\$3,375	\$120	45.6%	\$70	\$0	\$1,540	\$577	\$0	\$0	\$675	0.0%
6	Lake Wylie	27	24	-1	25	3,541	\$2,000	\$1,541	76.7%	\$61	\$130	\$1,533	\$1,287	\$1,695	\$68	\$650	260.8%
6	Rock Hill	70	62	1	61	2,542	\$9,000		0.0%	\$0	\$0	\$0	\$1,974	\$0	\$0	\$2,000	0.0%
	A-6 AG Rebecca Melton	229	204	0	204	52,609	\$35,875	\$16,734	16.7%	\$29	\$230	\$5,998	\$6,313	\$1,795	\$9	\$4,225	42.5%

A r e a	Club	7/1/2021 Member Goal	Current Members 11-27-20	Member Gain 11-27-20	Members 7/1/20	AF Actual 2019-20	AF Goal 2020-21	AF Goal Shortfall vs. LY	% AF Goal Achieved 2020-21	AFPer Capita 2020-21	AF Month	AF YTD 2020-21	Polio Actual 2020-21	Polio YTD 2020-21	Polio Per Capita 2020-21	Polio Goal 2020-21	Polio % of Goal
7	Chester	61	55	0	55	2,250	\$3,500		2.9%	\$2	\$0	\$100	\$2,960	\$0	\$0	\$2,600	0.0%
7	Lancaster	73	64	0	64	6,777	\$3,900	\$2,877	19.6%	\$12	\$100	\$765	\$4,577	\$3,290	\$51	\$2,700	121.9%
7	Lancaster Breakfast	58	55	2	53	5,163	\$5,060	\$103	12.8%	\$12	\$25	\$650	\$1,130	\$300	\$6	\$750	40.0%
7	Winnsboro	33	29	0	29	1,510	\$1,500	\$10	133.7%	\$69	\$0	\$2,005	\$25	\$0	\$0	\$1,050	0.0%
A-7 AG Joyce Morin		225	203	2	201	15,700	\$13,960	\$1,740	25.2%	\$18	\$125	\$3,520	\$8,692	\$3,590	\$18	\$7,100	50.6%
8	Aiken	185	176	-7	183	24,441	\$22,620	\$1,821	22.7%	\$28	\$1,389	\$5,124	\$3,381	\$100	\$1	\$5,673	1.8%
8	Aiken Sunrise	38	31	-1	32	5,745	\$6,000		27.1%	\$51	\$375	\$1,625	\$1,385	\$207	\$6	\$1,000	20.7%
8	Batesburg-Leesville	16	13	0	13	25	\$2,436		1.0%	\$2	\$0	\$25	\$650	\$0	\$0	\$1,957	0.0%
8	North Augusta	28	25	0	25	600	\$2,300		9.8%	\$9	\$225	\$225	\$700	\$50	\$2	\$1,000	5.0%
8	Twin City of Batesburg-Leesville	25	19	0	19	3,963	\$2,500	\$1,463	20.0%	\$26	\$100	\$500	\$1,050	\$0	\$0	\$1,100	0.0%
A-8 AG Rysheeka Bush		292	264	-8	272	34,774	\$35,856		20.9%	\$28	\$2,089	\$7,499	\$7,166	\$357	\$1	\$10,730	3.3%
9	Abbeville	52	45	0	45	4,150	\$6,956		0.0%	\$0	\$0	\$0	\$125	\$0	\$0	\$1,739	0.0%
9	ECclub of the Carolinas	32	31	1	30	10,446	\$5,500	\$4,946	114.1%	\$209	\$210	\$6,275	\$1,555	\$1,545	\$52	\$1,200	128.8%
9	Emerald City	73	66	1	65	24,133	\$25,500		45.3%	\$178	-\$885	\$11,562	\$4,255	\$3,970	\$61	\$3,500	113.4%
9	Greenwood	116	113	0	113	63,017	\$14,375	\$48,642	27.7%	\$35	\$1,145	\$3,987	\$10,056	\$5,618	\$50	\$4,255	132.0%
A-9 AG Stephen Baggett		273	255	2	253	101,746	\$52,331	\$49,415	41.7%	\$86	\$470	\$21,824	\$15,991	\$11,133	\$44	\$10,694	104.1%
10	Clinton	39	35	-2	37	3,850	\$3,700	\$150	0.0%	\$0	\$0	\$0	\$600	\$0	\$0	\$500	0.0%
10	Laurens	60	57	1	56	7,240	\$7,000	\$240	47.5%	\$59	\$85	\$3,325	\$1,347	\$1,000	\$18	\$1,500	66.7%
10	Newberry	80	75	0	75	19,090	\$15,200	\$3,890	49.9%	\$101	\$3,091	\$7,587	\$3,738	\$350	\$5	\$3,000	11.7%
10	Union	46	40	0	40	5,285	\$6,450		0.0%	\$0	\$0	\$0	\$5,285	\$0	\$0	\$5,739	0.0%
A-10 AG Michael Seymour		225	207	-1	208	35,465	\$32,350	\$3,115	33.7%	\$52	\$3,176	\$10,912	\$10,970	\$1,350	\$6	\$10,739	12.6%
11	Fountain Inn	33	38	9	29	2,550	\$2,000	\$550	5.6%	\$4	\$100	\$111	\$1,100	\$1,000	\$34	\$700	142.9%
11	Golden Strip Sunrise	17	15	1	14	10,400	\$1,400	\$9,000	23.2%	\$23	\$25	\$325	\$12,025	\$100	\$7	\$700	14.3%
11	Mauldin	25	18	-2	20	2,795	\$1,800	\$995	0.0%	\$0	\$0	\$0	\$1,231	\$1,354	\$68	\$900	150.5%
11	Simpsonville	43	38	1	37	4,952	\$6,000		18.9%	\$31	\$85	\$1,134	\$776	\$200	\$5	\$1,200	16.7%
A-11 AG Lisa Wilson		118	109	9	100	20,697	\$11,200	\$9,497	14.0%	\$16	\$210	\$1,570	\$15,132	\$2,654	\$27	\$3,500	75.8%
12	Easley	68	61	3	58	5,850	\$6,200		52.8%	\$56	\$1,000	\$3,275	\$1,625	\$316	\$5	\$3,000	10.5%
12	The Reedy River	38	30	-5	37	8,211	\$6,000	\$2,211	44.6%	\$72	\$935	\$2,675	\$6,051	\$275	\$7	\$4,000	6.9%
12	Pickens	50	34	-7	41	2,700	\$5,085		32.4%	\$40	\$0	\$1,650	\$452	\$0	\$0	\$1,890	0.0%
12	The Foothills, TR	12	12	1	11	950	\$1,000		7.5%	\$7	\$0	\$75	\$20	\$25	\$2	\$500	5.0%
A-12 AG Karen Culley		168	137	-8	147	17,711	\$18,285		42.0%	\$52	\$1,935	\$7,675	\$8,148	\$616	\$4	\$9,390	6.6%
District 7750						0					\$0	\$0	\$0	\$0			
Totals		2759	2,498	-14	2,512	429,821	\$353,042	\$76,779	31.4%	\$44	\$23,194	\$110,873	\$125,433	\$33,008	\$13	\$108,590	30.4%

Area Summary

	7/1/2021 Member Goal	Current Members 11-27-20	Member Gain 11-27-20	Members 7/1/20	AF Actual 2019-20	AF Goal 2020-21	AF Goal Shortfall vs. LY	% AF Goal Achieved 2020-21	AFPer Capita 2020-21	AF Month	AF YTD 2020-21	Polio Actual 2020-21	Polio YTD 2020-21	Polio Per Capita 2020-21	Polio Goal 2020-21	Polio % of Goal
A-1 AG Butch Hughes	287	275	1	274	39,836	\$48,506		41.9%	\$74	\$10,180	\$20,325	\$12,541	\$4,838	\$18	\$13,160	36.8%
A-2 AG Jack Aden	139	110	1	109	15,358	\$18,200		7.6%	\$13	\$255	\$1,375	\$3,570	\$425	\$4	\$4,350	9.8%
A-3 AG Jimmy Kimbell	357	329	-1	330	64,461	\$49,589	\$14,872	50.7%	\$76	\$4,274	\$25,145	\$16,995	\$3,700	\$11	\$15,296	24.2%
A-4 AG Marc White	295	266	-11	277	16,125	\$16,900		17.1%	\$10	\$250	\$2,890	\$12,815	\$425	\$2	\$12,370	3.4%
A-5 AG Babette Sabia	151	139	0	139	15,340	\$19,990		10.7%	\$15	\$0	\$2,140	\$7,101	\$2,125	\$15	\$7,036	30.2%
A-6 AG Rebecca Melton	229	204	0	204	52,609	\$35,875	\$16,734	16.7%	\$29	\$230	\$5,998	\$6,313	\$1,795	\$9	\$4,225	42.5%
A-7 AG Joyce Morin	225	203	2	201	15,700	\$13,960	\$1,740	25.2%	\$18	\$125	\$3,520	\$8,692	\$3,590	\$18	\$7,100	50.6%
A-8 AG Rysheeka Bush	292	264	-8	272	34,774	\$35,856		20.9%	\$28	\$2,089	\$7,499	\$7,166	\$357	\$1	\$10,730	3.3%
A-9 AG Stephen Baggett	273	255	2	253	101,746	\$52,331	\$49,415	41.7%	\$86	\$470	\$21,824	\$15,991	\$11,133	\$44	\$10,694	104.1%
A-10 AG Michael Seymour	225	207	-1	208	35,465	\$32,350	\$3,115	33.7%	\$52	\$3,176	\$10,912	\$10,970	\$1,350	\$6	\$10,739	12.6%
A-11 AG Lisa Wilson	118	109	9	100	20,697	\$11,200	\$9,497	14.0%	\$16	\$210	\$1,570	\$15,132	\$2,654	\$27	\$3,500	75.8%
A-12 AG Karen Culley	168	137	-8	147	17,711	\$18,285		42.0%	\$52	\$1,935	\$7,675	\$8,148	\$616	\$4	\$9,390	6.6%
Totals	2759	2498	-14	2,512	429,821	353,042	\$95,372	31.4%	\$44	\$23,194	\$110,873	\$125,433	\$33,008	\$13	\$108,590	30.4%

Top Giving Clubs (Annual Fund)

Top Clubs by % of AF Goal Achieved

1	Winnsboro	134%
2	EClub of the Carolinas	114%
3	Anderson	84%
4	Lake Wylie	77%
5	Greenville	61%

Top Clubs by AF Per Capita

1	EClub of the Carolinas	\$209.17
2	Emerald City	\$177.88
3	Anderson	\$128.04
4	Newberry	\$101.16
5	Greenville	\$82.92

Top Clubs by Total AF Giving

1	Greenville	\$18,325
2	Emerald City	\$11,562
3	Anderson	\$9,475
4	Newberry	\$7,587
5	EClub of the Carolinas	\$6,275

Top Giving Clubs (Polio)

Top Clubs by % of Polio Goal Achieved

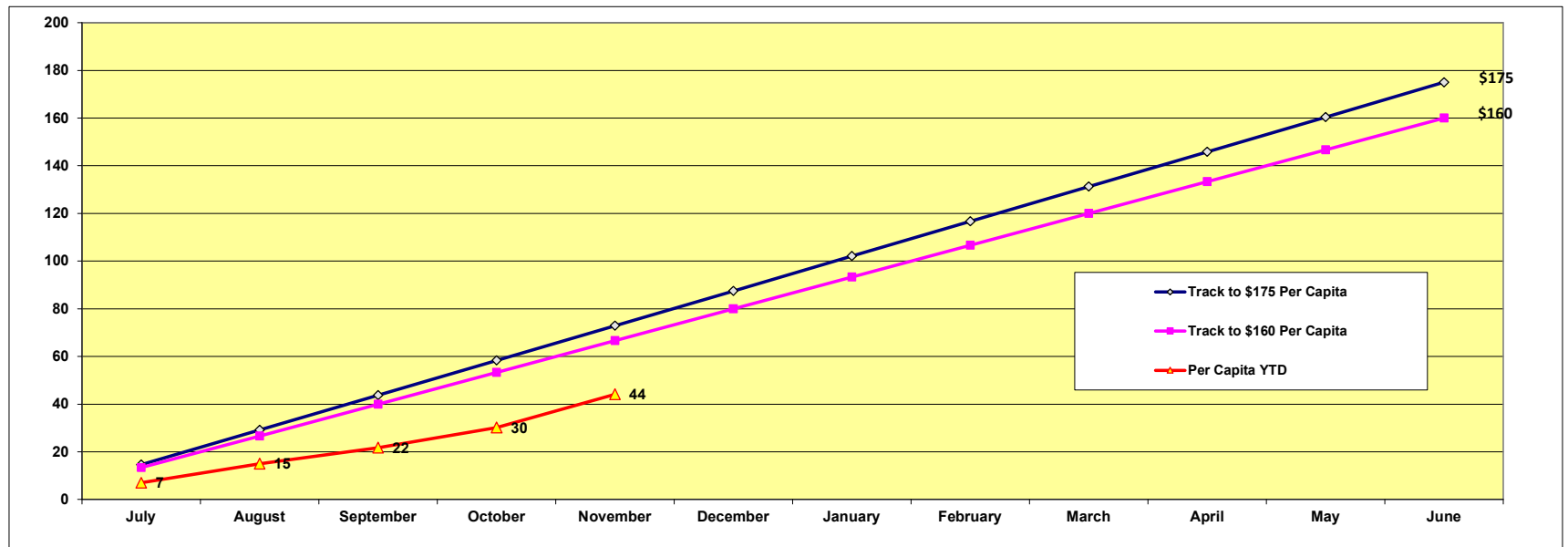
1	Lake Wylie	261%
2	Mauldin	150%
3	Fountain Inn	143%
4	Greenwood	132%
5	EClub of the Carolinas	129%

Top Clubs by Total Polio Giving

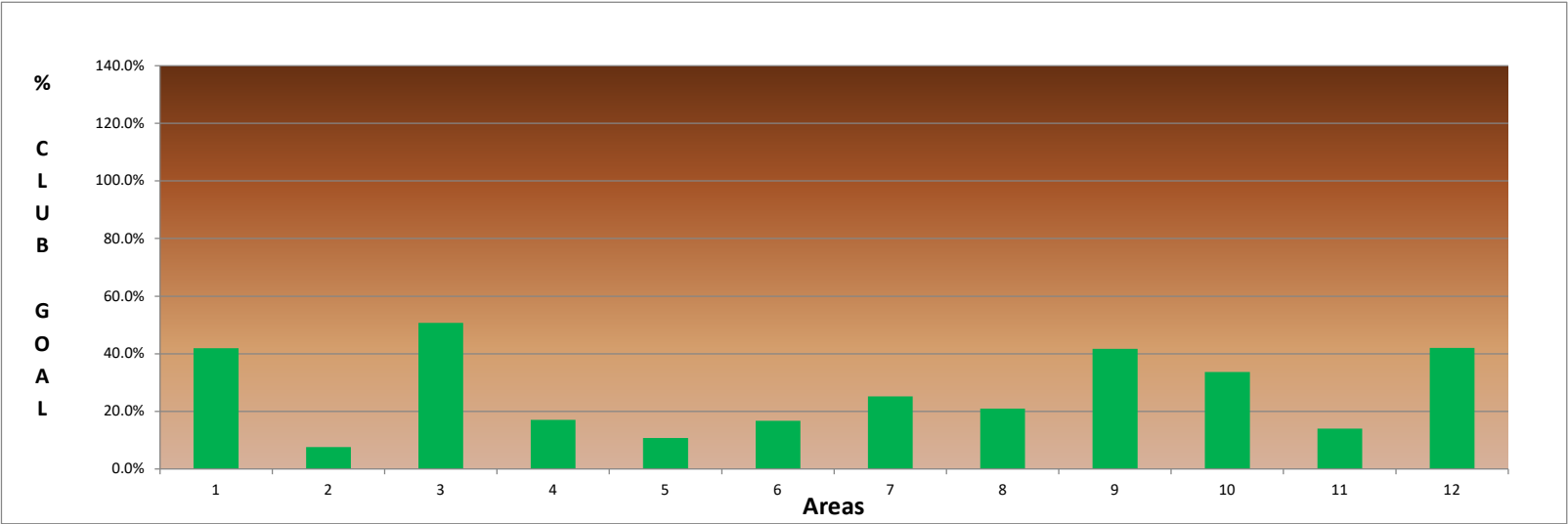
1	Greenwood	\$5,618
2	Emerald City	\$3,970
3	Lancaster	\$3,290
4	Greenville	\$3,000
5	Anderson	\$2,648

District Statistics

2 Clubs hav Clubs have achieved 100% of their AF Goal
 4 Clubs hav Clubs have achieved 75% of their AF Goal
 8 Clubs hav Clubs have achieved 100% of their Polio Goal
 2 Clubs are Clubs are over \$150 AF Per Capita
 4 Clubs are Clubs are over \$100 AF Per Capita
 0 Clubs hav Clubs have given \$5 Total to the AF (Zero Giving)
 0 Clubs hav Clubs have given \$5 Total to Polio (Zero Giving)
 0 Areas hav Areas have achieved 100% of their AF Goal
 0 Areas hav Areas have achieved 75% of their AF Goal
 0 Areas are Areas are over \$200 AF Per Capita
 0 Areas are Areas are over \$100 AF Per Capita

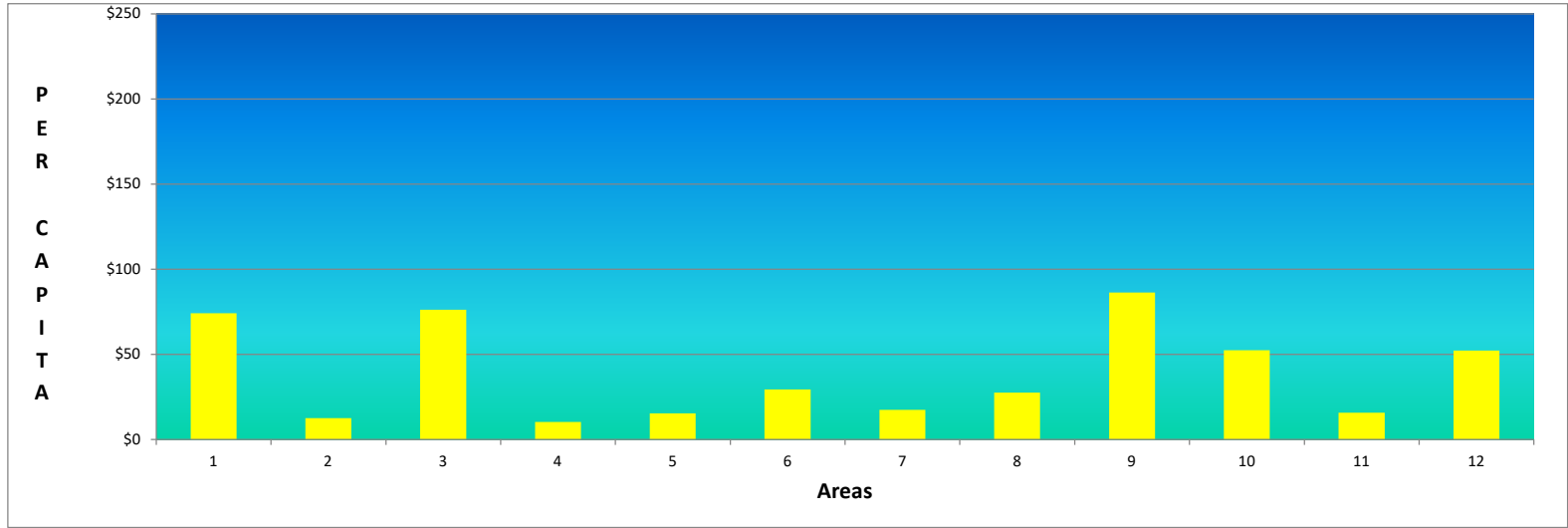


% of Club AF Goal Achieved - By Area



AF Per Capita - By Area

Goal is \$175



All Clubs Ranked by % of AF Goal Achieved

1	Winnsboro	134%
2	EClub of the Carolinas	114%
3	Anderson	84%
4	Lake Wylie	77%
5	Greenville	61%
6	Easley	53%
7	Clemson Sunrise	52%
8	Newberry	50%
9	Greenville City Center	49%
10	Laurens	48%
11	Indian Land Lunch	46%
12	Emerald City	45%
13	The Reedy River	45%
14	Clover	41%
15	Greenville Breakfast	37%
16	Pickens	32%
17	Clemson	30%
18	Spartanburg	30%
19	North Spartanburg	29%
20	Greenwood	28%
21	Aiken Sunrise	27%
22	Golden Strip Sunrise	23%
23	Aiken	23%
24	Pleasantburg	23%
25	Greater Anderson	22%
26	Twin City of Batesburg-Leesville	20%
27	Lancaster	20%
28	Simpsonville	19%
29	Fort Mill	15%
30	Blacksburg	14%

All Clubs Ranked by % of Polio Goal Achieved

1	Lake Wylie	261%
2	Mauldin	150%
3	Fountain Inn	143%
4	Greenwood	132%
5	EClub of the Carolinas	129%
6	Lancaster	122%
7	Emerald City	113%
8	Anderson	89%
9	Greenville Breakfast	83%
10	Laurens	67%
11	Greater Anderson	59%
12	Clover	59%
13	Greenville	50%
14	Blacksburg	47%
15	Seneca	43%
16	Lancaster Breakfast	40%
17	Fort Mill	25%
18	Aiken Sunrise	21%
19	Simpsonville	17%
20	North Spartanburg	15%
21	Golden Strip Sunrise	14%
22	Spartanburg	13%
23	Greenville City Center	12%
24	Newberry	12%
25	Easley	11%
26	The Reedy River	7%
27	Gaffney	6%
28	York	6%
29	North Augusta	5%
30	The Foothills, TR	5%

31	Lancaster Breakfast	13%
32	York	12%
33	Seneca	12%
34	North Augusta	10%
35	Westminster	9%
36	The Foothills, TR	8%
37	Fountain Inn	6%
38	Chester	3%
39	Spartan West	2%
40	Batesburg-Leesville	1%
41		0%
42		0%
43		0%
44		0%
45		0%
46		0%
47		0%
48		0%
49		0%
50		0%

31	Clemson Sunrise	3%
32	Aiken	2%
33	Clemson	1%
34		0%
35		0%
36		0%
37		0%
38		0%
39		0%
40		0%
41		0%
42		0%
43		0%
44		0%
45		0%
46		0%
47		0%
48		0%
49		0%
50	Spartan West	-98%

All Clubs Ranked by AF Per Capita

1	EClub of the Carolinas	\$209.17
2	Emerald City	\$177.88
3	Anderson	\$128.04
4	Newberry	\$101.16
5	Greenville	\$82.92
6	Greenville City Center	\$73.68
7	The Reedy River	\$72.30
8	Greenville Breakfast	\$70.45
9	Indian Land Lunch	\$70.00
10	Winnsboro	\$69.14
11	Lake Wylie	\$61.32
12	Laurens	\$59.38
13	Easley	\$56.47
14	Clemson	\$56.20
15	Greater Anderson	\$53.46
16	Aiken Sunrise	\$50.78
17	Clemson Sunrise	\$50.77
18	Pleasantburg	\$47.56
19	Clover	\$44.32
20	Pickens	\$40.24
21	Fort Mill	\$37.99
22	Greenwood	\$35.28
23	York	\$33.33
24	Simpsonville	\$30.65
25	North Spartanburg	\$28.57
26	Aiken	\$28.00
27	Twin City of Batesburg-Leesville	\$26.32
28	Seneca	\$25.00
29	Golden Strip Sunrise	\$23.21
30	Westminster	\$19.32
31	Lancaster Breakfast	\$12.26
32	Lancaster	\$11.95
33	Blacksburg	\$10.31

All Clubs Ranked by Polio Per Capita

1	Lake Wylie	\$67.80
2	Mauldin	\$67.72
3	Clover	\$67.05
4	Emerald City	\$61.08
5	EClub of the Carolinas	\$51.50
6	Lancaster	\$51.41
7	Greenwood	\$49.71
8	Greenville Breakfast	\$45.45
9	Anderson	\$35.78
10	Fountain Inn	\$34.48
11	Greater Anderson	\$32.00
12	Blacksburg	\$28.13
13	Laurens	\$17.86
14	Greenville	\$13.57
15	Seneca	\$11.18
16	The Reedy River	\$7.43
17	Golden Strip Sunrise	\$7.14
18	Aiken Sunrise	\$6.47
19	Spartanburg	\$6.44
20	Lancaster Breakfast	\$5.66
21	Easley	\$5.45
22	Simpsonville	\$5.41
23	North Spartanburg	\$5.00
24	Newberry	\$4.67
25	Greenville City Center	\$3.77
26	York	\$3.33
27	The Foothills, TR	\$2.27
28	North Augusta	\$2.00
29	Gaffney	\$1.41
30	Fort Mill	\$1.30
31	Clemson Sunrise	\$1.28
32	Clemson	\$0.63
33	Aiken	\$0.55

34	Spartanburg	\$9.23
35	North Augusta	\$9.00
36	The Foothills, TR	\$6.82
37	Fountain Inn	\$3.83
38	Spartan West	\$3.45
39	Batesburg-Leesville	\$1.92
40	Chester	\$1.82
41		\$0.00
42		\$0.00
43		\$0.00
44		\$0.00
45		\$0.00
46		\$0.00
47		\$0.00
48		\$0.00
49		\$0.00
50		\$0.00

34		\$0.00
35		\$0.00
36		\$0.00
37		\$0.00
38		\$0.00
39		\$0.00
40		\$0.00
41		\$0.00
42		\$0.00
43		\$0.00
44		\$0.00
45		\$0.00
46		\$0.00
47		\$0.00
48		\$0.00
49		\$0.00
50	Spartan West	-\$34.48

All Clubs Ranked by Total AF Giving

1	Greenville	\$18,325
2	Emerald City	\$11,562
3	Anderson	\$9,475
4	Newberry	\$7,587
5	EClub of the Carolinas	\$6,275
6	Clemson	\$5,395
7	Aiken	\$5,124
8	Greenwood	\$3,987
9	Greenville City Center	\$3,905
10	Greater Anderson	\$3,475
11	Laurens	\$3,325
12	Easley	\$3,275
13	Fort Mill	\$2,925
14	The Reedy River	\$2,675
15	Pleasantburg	\$2,140
16	Winnsboro	\$2,005
17	Clemson Sunrise	\$1,980
18	Spartanburg	\$1,790
19	Pickens	\$1,650
20	Aiken Sunrise	\$1,625
21	Indian Land Lunch	\$1,540
22	Lake Wylie	\$1,533
23	Simpsonville	\$1,134
24	North Spartanburg	\$1,000
25	York	\$1,000
26	Clover	\$975
27	Seneca	\$950
28	Greenville Breakfast	\$775
29	Lancaster	\$765
30	Lancaster Breakfast	\$650
31	Twin City of Batesburg-Leesville	\$500
32	Westminster	\$425

All Clubs Ranked by Total Polio Giving

1	Greenwood	\$5,618
2	Emerald City	\$3,970
3	Lancaster	\$3,290
4	Greenville	\$3,000
5	Anderson	\$2,648
6	Greater Anderson	\$2,080
7	Lake Wylie	\$1,695
8	EClub of the Carolinas	\$1,545
9	Clover	\$1,475
10	Mauldin	\$1,354
11	Spartanburg	\$1,250
12	Laurens	\$1,000
13	Fountain Inn	\$1,000
14	Greenville Breakfast	\$500
15	Blacksburg	\$450
16	Seneca	\$425
17	Newberry	\$350
18	Easley	\$316
19	Lancaster Breakfast	\$300
20	The Reedy River	\$275
21	Aiken Sunrise	\$207
22	Greenville City Center	\$200
23	Simpsonville	\$200
24	North Spartanburg	\$175
25	Gaffney	\$100
26	York	\$100
27	Fort Mill	\$100
28	Aiken	\$100
29	Golden Strip Sunrise	\$100
30	Clemson	\$60
31	Clemson Sunrise	\$50
32	North Augusta	\$50

33	Golden Strip Sunrise	\$325
34	North Augusta	\$225
35	Blacksburg	\$165
36	Fountain Inn	\$111
37	Spartan West	\$100
38	Chester	\$100
39	The Foothills, TR	\$75
40	Batesburg-Leesville	\$25
41		\$0
42		\$0
43		\$0
44		\$0
45		\$0
46		\$0
47		\$0
48		\$0
49		\$0
50		\$0

33	The Foothills, TR	\$25
34		\$0
35		\$0
36		\$0
37		\$0
38		\$0
39		\$0
40		\$0
41		\$0
42		\$0
43		\$0
44		\$0
45		\$0
46		\$0
47		\$0
48		\$0
49		\$0
50	Spartan West	-\$1,000

All Areas Ranked by % of AF Goal Achieved

1	A-3 AG Jimmy Kimbell	50.7%
2	A-12 AG Karen Culley	42.0%
3	A-1 AG Butch Hughes	41.9%
4	A-9 AG Stephen Baggett	41.7%
5	A-10 AG Michael Seymour	33.7%
6	A-7 AG Joyce Morin	25.2%
7	A-8 AG Rysheeka Bush	20.9%
8	A-4 AG Marc White	17.1%
9	A-6 AG Rebecca Melton	16.7%
10	A-11 AG Lisa Wilson	14.0%
11	A-5 AG Babette Sabia	10.7%
12	A-2 AG Jack Aden	7.6%

All Areas Ranked by AF Per Capita

1	A-9 AG Stephen Baggett	\$86.26
2	A-3 AG Jimmy Kimbell	\$76.20
3	A-1 AG Butch Hughes	\$74.18
4	A-10 AG Michael Seymour	\$52.46
5	A-12 AG Karen Culley	\$52.21
6	A-6 AG Rebecca Melton	\$29.40
7	A-8 AG Rysheeka Bush	\$27.57
8	A-7 AG Joyce Morin	\$17.51
9	A-11 AG Lisa Wilson	\$15.70
10	A-5 AG Babette Sabia	\$15.40
11	A-2 AG Jack Aden	\$12.61
12	A-4 AG Marc White	\$10.43

All Areas Ranked by Total AF Giving

1	A-3 AG Jimmy Kimbell	\$25,145
2	A-9 AG Stephen Baggett	\$21,824
3	A-1 AG Butch Hughes	\$20,325
4	A-10 AG Michael Seymour	\$10,912
5	A-12 AG Karen Culley	\$7,675
6	A-8 AG Rysheeka Bush	\$7,499
7	A-6 AG Rebecca Melton	\$5,998
8	A-7 AG Joyce Morin	\$3,520
9	A-4 AG Marc White	\$2,890
10	A-5 AG Babette Sabia	\$2,140
11	A-11 AG Lisa Wilson	\$1,570
12	A-2 AG Jack Aden	\$1,375