



7750

ROTARY INTERNATIONAL

APRIL 2020 ■ WWW.ROTARY7750.ORG

APRIL: Maternal and Child Health
 MAY: Youth Service Month



Rotary Club of Aiken member Natalie Carlisle, above, helps prepare box meals that were delivered and distributed to the Salvation Army the next day by Rotarians Sharon Rodgers and Kim Enoch.

Rotary Club of Aiken provides meals to those in need

BY LYDDIE HANSEN

Rotary Club of Aiken

With the onset of COVID-19, social distancing is the latest catchphrase to sweep our nation, but it isn't keeping the Rotary Club of Aiken from meeting the commitment to Service Above Self.

The current restriction on social gatherings has required the club to suspend weekly meetings at Aiken's Newberry Hall Banquet/Meeting Facility. Its 190 club members are staying connected with regular

online communications, while taking precautions to remain healthy.

During this time, many small business owners in our community are feeling the immediate pressures of lost revenue. As a result, employees of these companies are also experiencing financial hardship.

Ellen Priest, Club No. 6187 President-Elect, explained, "We know the prohibition of gatherings of groups more than 10 will have a dramatic effect on the owners of Newberry Hall and their



Like many clubs these days, Reedy River goes Virtual

BY PDG ED IRICK

Rotary Club of Reedy River

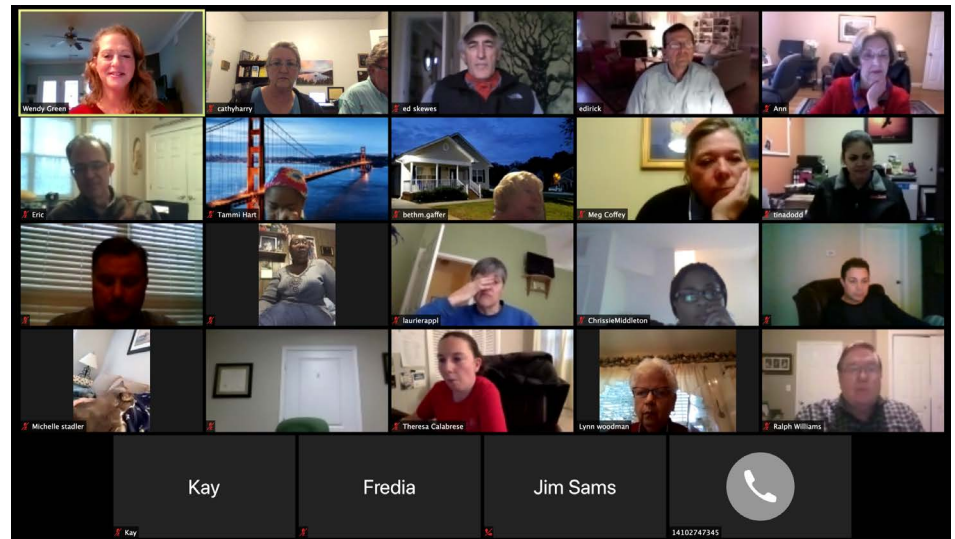
Rotary is a people organization that exists to serve.

Unable to hold regular meetings these past two weeks, many District 7750 clubs have found or are finding ways to continue to serve their communities while sheltering in place.

While this presents a challenge, Rotarians love a challenge and are not letting physical separation stand in the way of fellowship and service.

The desire of its members to come together and enjoy fellowship while serving the community and the world is what makes Rotary so special.

I know for a fact that my club missed being together. We had our first regularly scheduled club meeting via Zoom last Tuesday night, and it was a great experi-



ence. Everyone was glad to get back in touch.

Except for us not being in the same room, it was a regular meeting in all other aspects. We gave the Pledge of Allegiance and had an invocation. We even gave out virtual hugs.

Members gave happy bucks and expressed their gratitude. Our treasurer recorded this and will add it to the member's quarterly billing.

The program was a discussion of ways in which we can volunteer to help others affected by Covid-19 and to catch up on the status of rescheduling the Reedy River Duck Derby.

Remember the part about Rotarians being flexible and rising

to a challenge? At this time, we plan to get the ducks wet on July 11, 2020, but we are also mulling around the possibility of having a virtual duck race if we have to cancel the July date.

Other than that, the majority of our time was spent just conversing with one another and having a great time. It was another fantastic Rotary experience. Did I mention that we even had a potential new member join us for the meeting? I think we made a great first impression on her, and she will be back.

We, as a club, are eagerly waiting for the time when we can get back together at the Commerce Club. Until then, we will continue serving as the Reedy River Rotary E-club.

AIKEN PACKS MEALS FOR SALVATION ARMY—FROM PAGE 1

employees. We wanted to not only help this small business, who has been so good to us, but also help those in our community who might be struggling to find food and services at this time."

Each week the members of the Aiken Rotary Club pay for meals at Newberry Hall. The club has opted to continue to pay for these meals for the next two weeks despite the meeting cancellations. The food will be packaged as 165 box meals and distributed at the Aiken Salvation Army to those in

need for the next two weeks. Current estimates indicate this amount of food will be sufficient to feed Salvation Army clients lunch and dinner two days each week, providing four days of food for those in need.

Natalie Carlisle operates Newberry Hall with her husband Patrick. She said, "We are happy to partner with Rotarians to help those who don't have access to protein or nutritional food. We are also very appreciative for this opportunity, which will allow us

to pay our employees during this time."

This act may be a small one but it is one that speaks to the heart of humanitarian service that is the underpinning of Rotary. President John Lindsay said, "It is our hope to take this moment of social distancing to come together as a community. As Rotarians, we celebrate our enduring human spirit to face whatever-comes-next with goodwill for all concerned."

CONNECTIONS

Rotary and Covid-19

BY DG ROB HANLEY

Rotary Club of Greenville City Center

I trust this finds you healthy and COVID-19 free.

Over my almost seven decades of life I have experienced “duck and cover” and air raid drills in the 1950s; survived the eventful 1960s that brought us the Cuban missile crisis, the death of a president, and the long hot summer of 1967 followed by 1968s assassinations and tumultuous election cycle; watched a president resign and spiraling inflation in the 1970s; listened to and sometimes grimaced at punk rock and new wave music during the 1980s; during the 1990s saw a president impeached, began navigating the world wide web, and was stunned when a home-grown terrorist detonated a bomb in Oklahoma City; wept on 9/11 as the Twin Towers collapsed and endured the financial crisis of the 2000s.

But none of these experiences compare to this year's novel corona virus pandemic. COVID-19 is an easily spread pathogen that can cause life-long damage to those it infects. The best way to stop this virus from spreading is to break-the-chain. Minimize trips to stores and when you do go out, keep your “social distance.” Wash your hands frequently. Keep a “social distance.”

No need to tell you that the novel corona virus has affected Rotary activities. As you know, Rotary International President Mark and RI President-elect Holger cancelled Rotary events scheduled for March, April and June, including the RI Convention that was to be held in Honolulu. RI also has asked districts and Rotary clubs to postpone or cancel events. In response to RI's recommendation and uncertainty, The District 7750 leadership team and Connect 2020 Committee determined it was prudent to cancel this year's District 7750 conference. Our Rotary clubs too

I would like to know how you and your Rotary club are connecting. Send me an e-mail (DG2019@rotary7750.org), Facebook post, text (864.325.9483), or use snail mail (225 Tindal Avenue, Greenville, SC 29605-3975). Let's show our friends and neighbors that we are People of Action.



have cancelled regular meetings.

Cancelling meetings makes it difficult to connect.

Here's some good news and ideas on how to keep connected. The good news, Rotarians are finding ways to keep connected and to keep doing good work. I have seen many posts on Facebook from District 7750 Rotarians connecting and keeping a cheerful outlook. Many of District 7750's Rotary clubs have continued to meet using on-line forums, such as Zoom and Go To. On-line meetings is how

these clubs are keeping their members engaged. Many are keeping their regular programs by allowing their speakers to join on-line.

Facebook is another way we are keeping connected. I encourage you to get on-line, post, and let us know how you are doing. If you haven't already done so, post to your Rotary club's page, or create a Facebook Group to share information.

Most important, reach out to club members who may be struggling due to mobility issues, health, or their job situation. Remember, Rotary was started as a networking group that grew into a service organization. Network with your club members. Serve your fellow Rotarians and your community by reaching out and offering an encouraging word, a bag of groceries, or simply someone to “talk” to.

We are Rotarians and we can and should lead our communities through the COVID-19 by our service, optimism, and mettle.

John Kimbell's review is based on his most recent in-depth experiences at the D7750 district level as a lead advisor in the Grow Rotary Action team and serving as District Membership Chair 2017-18. He observed all clubs in the district and assisted several with game-changing strategies. He served as a club Membership Chair in Florida where a medium-sized fully engaged membership led the district in growth and retention. Please read the article and notice that John touches on many of the aspects of developing and/or sustaining a strong healthy growing Rotary Club. Pay special attention to his mention of club attractiveness, external communications, assessment of club's strengths and weaknesses, member engagement, and development of a program to attract, engage, and retain members. — *Ed Irick, 7750 Membership Chair*

Pleasantburg's strategy: Leverage our strengths

BY JOHN KIMBL

Rotary Club of Pleasantburg

After a year in Santiago Chile, I was ready to join a local club and resume a focus on my sweet spot – Membership Development. I joined Pleasantburg Rotary Club (PRC), a strong vibrant club by nearly all measures.

Following the theme of "You Don't Have to be Sick, to Get Better," I have been assisting leadership to leverage PRC's strengths with selective enhancements that are focused mainly on best practices in recruiting and retention.

First up was a fairly thorough review of the club on nearly all matters related to membership. The review started with the president's plan for membership and the various statistics readily available on DACdb and from the district.

The review included how the club presents itself to external audiences, particularly Facebook (it can be more effective) and website (it needs updating). Also included is how prospects are managed over time from introduction to onboarding. The use of DACdb as an asset for membership development was reviewed.

PRC leadership is on a mission to make significant gains on this front. PRC is taking action to build an effective prospect pipeline and maximize retention through two key initiatives which can be designed and implemented in a short while. The chart at right shows our two key recommendations.

1 ESTABLISH DISCOVER ROTARY PROGRAM (RECRUITING) DESIGNED SPECIFICALLY FOR PLEASANTBURG ROTARY CLUB

- Ideally on a regular club meeting day one hour before club meeting
- Per an advance schedule for the balance of 2019-2020 and also for all of 2020-21
- Jump start in April 2020; continue every month to build a prospect pipeline
- In new Rotary year, schedule six times a year every other month.
- Content in PowerPoint and/or "fireside chat" with all handouts in new member packet
- Follow-up is critical - Capture all information and enter prospects in DACdb as potential members
- Establish "Drip Marketing" emails and messages keeping them to up-to-date and inviting to club activities.

2 ESTABLISH A MEMBER ENGAGEMENT INITIATIVE LED BY THE PRESIDENT ELECT (RETENTION)

- Checking in at Leadership Level assuring needs are being met or not; Use specific engagement questions
- Keep in place and manage effectively—Mentor and Red Badge Programs in place and manage effectively
- In smaller clubs, this can be scaled by using the fireside chat approach for prospects on a set schedule. Double check to make sure your new members are onboarded effectively, and that Rotary is meeting their expectations.

Need more membership ideas? Contact

PDG ED IRICK | D7750 Membership Chair

DG2017@Rotary7750.org

District 7750 Membership Report

3/25/2020

			Over At Under				OK New Needed		
Club	Goal	Current Membership	Over/Under Goal	Annual Avg. Attrition	Attrition to Date	Attrition to Go	New Members to Reach Goal	Net Gain/Loss YTD	New Members YTD
Abbeville	61	48	-13	7	8	0	13	-4	4
Aiken	187	190	3	25	12	13	10	9	21
Aiken Sunrise	40	35	-5	7	2	5	10	1	3
Anderson	83	75	-8	15	5	10	18	3	8
Batesburg-Leesville	16	13	-3	2	1	1	4	-1	0
Blacksburg	20	17	-3	2	1	1	4	0	1
Chester	54	58	4	6	2	4	0	3	5
Clemson	99	96	-3	9	2	7	10	6	8
Clemson-Calhoun	37	37	0	4	2	2	2	3	5
Clinton	34	38	4	4	0	4	0	7	7
Clover	30	25	-5	3	2	1	6	-2	0
Easley	70	62	-8	6	4	2	10	2	6
E-Club of The Carolinas	33	29	-4	9	5	4	8	1	6
Emerald City (Greenwood)	75	65	-10	7	7	0	10	-4	3
Fort Mill	85	84	-1	15	13	2	3	2	15
Fountain Inn	28	30	2	3	2	1	0	3	5
Gaffney	85	75	-10	12	7	5	15	-1	6
Golden Strip Sunrise, (Mauldin)	16	14	-2	2	0	2	4	0	0
Greater Anderson	83	71	-12	9	8	1	13	-1	7
Greenville	287	250	-37	46	36	10	47	-18	18
Greenville Breakfast	19	12	-7	6	1	5	12	1	2
Greenville City Center	62	58	-4	6	11	0	4	1	12
Greenwood	130	114	-16	18	11	7	23	-1	10
Indian Land	30	19	-11	8	1	7	18	-1	0
Indian Land Lunch	23	23	0	2	5	0	0	3	8
Inman	25	22	-3	3	2	1	4	0	2
Lake Wylie	27	27	0	4	0	4	4	2	2
Lancaster	72	66	-6	7	2	5	11	1	3
Lancaster Breakfast	60	55	-5	10	2	8	13	2	4
Laurens	62	59	-3	9	0	9	12	3	3
Mauldin	28	22	-6	6	3	3	9	-3	0
Newberry	83	74	-9	8	6	2	11	-4	2
North Augusta	30	26	-4	3	2	1	5	0	2
North Spartanburg	48	38	-10	7	2	5	15	-1	1
Pickens	48	43	-5	5	5	0	5	-1	4
Pleasantburg (Greenville)	49	45	-4	5	3	2	6	1	4
Rock Hill	100	67	-33	20	6	14	47	3	9
Seneca	50	38	-12	5	6	0	12	-5	1
Seneca Golden Corner	27	21	-6	3	3	0	6	-3	0
Simpsonville	50	40	-10	11	5	6	16	-1	4
Spartanburg	210	197	-13	20	11	9	22	0	11
Spartan West (Spartanburg)	37	30	-7	4	8	0	7	-5	3
The Foothills, Travelers Res	14	9	-5	4	4	0	5	-3	1
the Reedy River Greenville	42	41	-1	12	4	8	9	4	8
Twin City of Batesburg-Lees	23	19	-4	2	2	0	4	-1	1
Union	49	44	-5	5	3	2	7	-3	0
Walhalla	38	27	-11	4	6	0	11	-6	0
Westminster	37	31	-6	8	0	8	14	1	1
Winnsboro	30	30	0	5	4	1	1	0	4
York	35	30	-5	7	4	3	8	-2	2
Totals	2961	2639	-322	410	241	185	507	-9	232
					58.7%		Net Positive	22	
								Zero New	12
								1 New	6

Pam Weaver wins the E-Club bourbon raffle at PETS

Greenville Rotarian Pam Weaver was the winner of a raffle sponsored by the E-Club of the Carolina's. Pam won a bottle of Doc Porter's Bourbon (made in Charlotte, NC) at Carolina's PETS in March.

All proceeds (\$500.00) will go to Rotary projects. Pictured right to left are E-Club President Mike Reid, Pam Weaver, Rotary Club of Greenville; and E-Club members PDG Lance Young and Lenna Young.



BOARD ACTION: WORD ROTARY MUST PRECEDE RAG NAME

BY PDG BARBARA SHAYEB-HELOU

D7750 Fellowships Chair
Rotary Club of the Foothills

Rotarians take action!

At the January 2020, RI Board meeting decisions were passed to enhance the openness and visibility of Rotary Action Groups.

The word Rotary will precede the name of the group. (Just like when you write the name of a club. You always put R.C. first.)

Such as RAG against Parkinson Disease, RAG for Child Slavery, and RAG for Endangered Species.

Some groups will have to modify their name.

The Rotary International Board has decided that membership is open to Rotaractors and to Peace Fellows. The Board now wants to encourage Rotary Institute conveners to invite RAGs to showcase their work in support of Rotary's strategic objective.

Rotary Leaders are now encouraged to promote RAGs and Fellowships.

The RAG for Endangered Species is involved protecting the South African rhino. Orphaned rhinos need our help. Their mothers are often poached

Rotary 
Rotarian Action Group
for Endangered Species

illegally at the rate of three per day. Visit their website for further information.

This RAG is also trying to save the Orangutan in Borneo. Working with the Sepilok Orangutan Rehab Center, the Saboh Wildlife Department now has a monitoring project of telemetry devices for training the Borneo orangutane.

The RAG for Diabetes cautions that globally 425 million people or one in 11 individuals suffer from Diabetes. 3.8 million deaths are caused by Diabetes in conjunction with high blood glucose. If you or a loved one have or are a border line diabetic, you may want to join for information and support.

I invite you to explore the world of RAGs.



GOLDEN CORNER HEARS FROM SOLICITOR

Tenth Judicial Circuit Solicitor David Wagner, right, updated the Golden Corner Rotary Club about the operations of the office that ranks as the largest law firm in Anderson and Oconee counties and prosecutes cases in those two counties. David noted that methamphetamine remains the number one drug crime and that more jail cells are opening to house inmates around the state. Pictured with David is Golden Corner Rotarian Teddy Martin.



GOLDEN CORNER: WHAT'S THAT CAMMIE IS HOLDING?

Leslie Hagerty, director-curator for the Oconee Heritage Museum in Brown Square in Walhalla, updated the Golden Corner Rotary Club about the museum's exhibits including the Rapid Washer (pictured) used to wash clothes in large pots or barrels. The museum also features a meeting room available to the public and after-hours functions. It also operates the General Store Museum in Westminster. Pictured from left are Golden Corner Rotarian Patrick Lee, Hagerty and Golden Corner club president Cammie Kaiser.



HEATH'S HAVEN HELPS IMPROVE LIVES OF CHILDREN IN OCONEE COUNTY

Lisa Fields, center, updated the Golden Corner Rotary Club about the work of Heath's Haven and creating healthy relationships. Heath's Haven, named for Lisa's son who died of Leukemia, also works with the United Way and Children's Trust of Oconee County to help improve the lives of area children. Pictured from left are Golden Corner Rotarian Pam Dowd, Fields, and club president Cammie Kaiser.

2019-20 District 7750 Rotary Foundation Giving

THROUGH 3-28-20

75% OF YEAR COMPLETED

Annual Fund Goal	\$ 431,094 (50 of 50 – 100%)
Annual Fund Total	\$ 273,334 (63.4% goal)
Annual Fund Per Capita	\$ 103.22 (2648 members)
Other Funds	\$ 250
Endowment Fund	\$ 2,100
PolioPlus Goal	\$ 123,594 (50 of 50 – 100%)
PolioPlus	\$ 71,737 (58% goal)
Total Giving	\$ 347,421
\$0 AF Clubs	3 (3 of 50 – 6%)
\$0 Polio Clubs	11 (11 of 50 – 22%)
DDF Transfer – Polio	\$ 48,000
Major Gifts	4
Major Donors	5
Paul Harris Fellows	269
Bequest Society	2
Benefactors	5
EREY	1494 (2648 members – 56.4%)
Sustaining Members	473 (2648 members – 17.9%)
Paul Harris Society Eligible	61 (117 members – 52%)
Paul Harris Society Members	117 (+4 for year)
Rotary Direct	67 (-4 for year)
ALL-TIME FOR DISTRICT	
Paul Harris Fellows	5,310
Benefactors	811
Bequest Society	101
Major Donors	94

Rotary Foundation District Grants and The Rotary Foundation

Over the past few days the District leadership team has received some questions about upcoming deadlines for District Grants. The District Grants committee has made the following decisions:

District Grant Reporting: The Grants Committee has extended the submittal date for District Grant final reports from 31 March to 31 May. If your club has finished its project, please submit your report as soon as possible (preferably by 30 April).

District Grant Applications: The deadline for submitting applications for new District Grants has been extended from 30 April to 31 May. Again, if you can do so please try to submit your application by 30 April.

If you have any questions about District Grants, contact Bill Harley at william.harley@firstcitizens.com.

Finally, remember that clubs and individuals can continue to make contributions to The Rotary Foundation online. If you need help making a contribution, reach out to Lorraine Angelino, dg2013@rotary7750.org or 864-554-0598.

Reedy River Club postpones Duck Derby; uses Zoom

BY CATHY HARRY Rotary Club of the Reedy River Greenville

Due to concerns about COVID-19 and with the guidelines shared by the federal government to prevent the spread of illness, we are suspending the Duck Derby to a later date. We are working with the City of Greenville to determine a future day. As such, our Club's Duck Derby Team had to call an emergency meeting.

We also wanted to share that we used the ZOOM video conferencing program and were able to conduct our first committee meeting in keeping with the recommendations to stay at home. We were very satisfied with the results! We were able to see each other and also share a list of possible new dates via the chat feature. It was really cool!

Zoom can be good not only for times when we a social distancing but also during “normal” times where it could save travel time, not require securing a meeting space and be more convenient for participants. Just wanted to share with our friends! —The Reedy River Greenville Duck Derby Team

Editor's Note: The E-Club of the Carolinas has used Zoom very successfully for years to hold its fellowship meetings. And during the past two or three weeks, numerous clubs have taken to Zoom and other digital resources to conduct meetings and keep up with members. More about Zoom at <https://zoom.us/>

Membership Champions (19 new members and their sponsors in February)

Member	Type	Club	Sponsor
Balog, Gregory (GREGORY)	Active	Greenville	Phillip A. Kilgore/ G. Scott Kilgore
BROWN, Elizabeth (LIZZY)	Active	Greenville City Center	David H. Carson
Dodd, Tina (TINA)	Active	The Reedy River Greenville	
Hill, Chris (CHRIS)	Active	Winnsboro	Patricia Ann Joyner
Jackson, Amber (AMBER)	Active	Lancaster	Melanie Outlaw
Johnson, Alison (ALISON)	Active	Newberry	Christina Pomeroy
Moon, Kristi (KRISTI)	Active	Spartan West	Allison Weir Owens
Morettin, Albertina (TINA)	Active	Greenville	Fatima Ghzala
Perry, Fletcher (FLETCHER)	Active-Corporate-Associate	Pickens	
Poole, Stephen Jr. (STEPHEN)	Active	Aiken	Kimberly A. Enoch
Sarvis, Michael (MIKE)	Active	Greenville	William Carlos Phillips
			J. Mark Farris
Sherman, Scott (SCOTT)	Active	North Augusta	Dan Rickabaugh
Snow, Murray Arthur (MURRAY)	Active	Fountain Inn	Roger Case
			Roger Case
Solomon, Randolph (RANDY)	Active	Pleasantburg	Keith Carter II
Terry, Paul Michael (MICHAEL)	Active	Lake Wylie	Mark Wilson
Thompson, Greg (GREG)	Active	The Reedy River Greenville	Wendy Green
Trotter, Phillip (PHILLIP)	Active-Corporate	Pickens	
Walker, Pagan G. (PAGAN)	Active	Indian Land Lunch	David Blackwell
Williams, Justin K. (JUSTIN)	Active	Spartanburg	Robert Justice

February: 19 New Members | 29 Terminated Members (2 deceased)

CANCELLED:

District Conference in Asheville

Rotary International Convention in Honolulu

All RLI Sessions for the remainder of 2019-20

Most Rotary Events

Deadline for May newsletter is April 25

Send items to newsletter editor Sue Poss, editor@rotary7750.org.

Articles received after April 25 will be used in June.

**Rotary District 7750
Membership Gain & Rotary Foundation
Monthly Progress Report
March 27, 2020**

A r e a	Club	7/1/2020 Member Goal	Current Members 3-27-20	Member Gain 3-27-20	Members 7/1/19	AF Actual 2018-19	AF Goal 2019-20	AF Goal Shortfall vs. LY	% AF Goal Achieved 2019-20	AF Per Capita 2019-20	AF Month	AF YTD 2019-20	Polio Actual 2019-20	Polio YTD 2019-20	Polio Per Capita 2019-20	Polio Goal 2019- 20	Polio % of Goal
1	Anderson	83	76	4	72	24,372	\$11,250	\$13,122	52.9%	\$83	\$0	\$5,955	\$4,404	\$1,755	\$24	\$3,750	46.8%
1	Clemson	99	96	6	90	17,479	\$15,295	\$2,184	34.7%	\$59	\$98	\$5,304	\$4,570	\$4,372	\$49	\$3,230	135.4%
1	Clemson-Calhoun	37	37	3	34	5,861	\$4,350	\$1,511	84.3%	\$108	\$280	\$3,667	\$1,703	\$2,200	\$65	\$2,550	86.3%
1	Greater Anderson	83	71	-1	72	42,665	\$15,600	\$27,065	52.9%	\$115	\$1,370	\$8,255	\$4,982	\$1,243	\$17	\$3,900	31.9%
A-1 AG Tricia McDougald		302	280	12	268	90,377	\$46,495	\$43,882	49.9%	\$86	\$1,748	\$23,181	\$15,659	\$9,570	\$36	\$13,430	71.3%
2	Seneca	50	39	-4	43	7,480	\$8,000		60.8%	\$113	\$85	\$4,868	\$1,020	\$785	\$18	\$1,000	78.5%
2	Seneca Golden Corner	27	22	-2	24	1,490	\$4,200		6.5%	\$11	\$0	\$275	\$672	\$208	\$9	\$1,500	13.8%
2	Walhalla	38	27	-6	33	3,200	\$4,000		5.7%	\$7	\$0	\$227	\$58	\$0	\$0	\$500	0.0%
2	Westminster	37	31	1	30	4,568	\$5,775		61.7%	\$119	\$85	\$3,565	\$250	\$250	\$8	\$2,145	11.7%
A-2 AG Jack Aden		152	119	-11	130	16,738	\$21,975		40.7%	\$69	\$170	\$8,935	\$2,000	\$1,243	\$10	\$5,145	24.2%
3	Greenville	287	250	-18	268	55,497	\$55,000	\$497	82.2%	\$169	\$100	\$45,223	\$5,900	\$7,605	\$28	\$8,000	95.1%
3	Greenville Breakfast	19	12	1	11	1,920	\$175	\$1,745	900.0%	\$143	\$0	\$1,575	\$275	\$220	\$20	\$50	440.0%
3	Greenville City Center	62	58	1	57	4,874	\$6,480		40.4%	\$46	\$0	\$2,617	-\$560	\$945	\$17	\$2,700	35.0%
3	Pleasantburg	49	45	1	44	11,419	\$9,416	\$2,003	88.7%	\$190	\$169	\$8,349	\$6,257	\$7,300	\$166	\$6,258	116.7%
A-3 AG Mike Taylor		417	365	-15	380	73,710	\$71,071	\$2,639	81.3%	\$152	\$269	\$57,764	\$11,872	\$16,070	\$42	\$17,008	94.5%
4	Inman	25	22	0	22	2,300	\$2,200	\$100	52.3%	\$52	\$0	\$1,150	\$50	\$0	\$0	\$550	0.0%
4	North Spartanburg	48	37	-2	39	5,138	\$5,600		50.0%	\$72	\$0	\$2,800	\$2,100	\$595	\$15	\$2,775	21.4%
4	Spartan West	37	30	-5	35	6,911	\$5,775	\$1,136	6.1%	\$10	\$0	\$350	\$500	\$65	\$2	\$1,650	3.9%
4	Spartanburg	210	197	0	197	1,170	\$6,000		36.5%	\$11	\$10	\$2,190	\$14,425	\$0	\$0	\$10,000	0.0%
A-4 AG Marc White		320	286	-7	293	15,519	\$19,575		33.2%	\$22	\$10	\$6,490	\$17,075	\$660	\$2	\$14,975	4.4%
5	Blacksburg	20	17	0	17	775	\$1,037		111.9%	\$68	\$0	\$1,160	\$880	\$100	\$6	\$1,020	9.8%
5	Clover	30	25	-2	27	2,625	\$4,480		35.7%	\$59	\$500	\$1,600	\$4,792	\$3,081	\$114	\$5,824	52.9%
5	Gaffney	85	75	-1	76	7,336	\$9,340		14.2%	\$18	\$0	\$1,330	\$1,480	\$546	\$7	\$1,875	29.1%
5	York	35	30	-2	32	9,879	\$10,146		65.5%	\$208	\$0	\$6,646	\$2,135	\$2,120	\$66	\$2,090	101.4%
A-5 AG Babette Sabia		170	147	-5	152	20,615	\$25,003		42.9%	\$71	\$500	\$10,736	\$9,287	\$5,847	\$38	\$10,809	54.1%
6	Fort Mill	85	84	2	82	15,092	\$20,500		177.0%	\$442	\$100	\$36,281	\$100	\$2,100	\$26	\$2,000	105.0%
6	Indian Land	30	19	-1	20	4,995	\$4,536	\$459	26.5%	\$60	\$0	\$1,200	\$765	\$250	\$13	\$1,161	21.5%
6	Indian Land Lunch	2961	2642	0	20	50	\$3,000		67.2%	\$101	\$20	\$2,015	\$50	\$0	\$0	\$500	0.0%
6	Lake Wylie	27	27	2	25	3,616	\$3,800		56.8%	\$86	\$155	\$2,160	\$586	\$1,191	\$48	\$910	130.9%
6	Rock Hill	100	67	3	64	3,627	\$9,600		15.1%	\$23	\$0	\$1,450	\$2,400	\$1,174	\$18	\$1,600	73.4%
A-6 AG Lindsay Walker		3,203	2,839	6	211	27,379	\$41,436		104.0%	\$204	\$275	\$43,106	\$3,901	\$4,715	\$22	\$6,171	76.4%

A r e a	Club	7/1/2020 Member Goal	Current Members 3-27-20	Member Gain 3-27-20	Members 7/1/19	AF Actual 2018-19	AF Goal 2019-20	AF Goal Shortfall vs. LY	% AF Goal Achieved 2019-20	AFPer Capita 2019-20	AF Month	AF YTD 2019-20	Polio Actual 2019-20	Polio YTD 2019-20	Polio Per Capita 2019-20	Polio Goal 2019- 20	Polio % of Goal
7	Chester	54	58	3	55	3,015	\$6,450		7.4%	\$9	\$0	\$475	\$2,780	\$2,940	\$53	\$3,900	75.4%
7	Lancaster	72	66	1	65	4,217	\$3,808	\$409	140.3%	\$82	\$2,035	\$5,342	\$3,675	\$4,427	\$68	\$1,700	260.4%
7	Lancaster Breakfast	60	55	2	53	5,125	\$5,060	\$65	18.3%	\$17	\$100	\$925	\$1,286	\$600	\$11	\$825	72.7%
7	Winnsboro	30	30	0	30	1,450	\$1,000	\$450	100.0%	\$33	\$0	\$1,000	\$300	\$0	\$0	\$250	0.0%
	A-7 AG Joyce Morin	216	209	6	203	13,807	\$16,318		47.4%	\$38	\$2,135	\$7,742	\$8,041	\$7,967	\$39	\$6,675	119.3%
8	Aiken	187	189	8	181	25,370	\$22,875	\$2,495	51.1%	\$65	\$85	\$11,685	\$5,536	\$0	\$0	\$5,490	0.0%
8	Aiken Sunrise	40	35	1	34	8,385	\$7,000	\$1,385	59.2%	\$122	\$100	\$4,145	\$1,510	\$960	\$28	\$2,400	40.0%
8	Batesburg-Leesville	16	13	-1	14	2,934	\$2,935		0.0%	\$0	\$0	\$0	\$2,202	\$650	\$46	\$3,500	18.6%
8	North Augusta	30	26	0	26	1,900	\$3,150		19.0%	\$23	\$0	\$600	\$695	\$700	\$27	\$1,050	66.7%
8	Twin City of Batesburg- Leesville	23	19	-1	20	3,416	\$3,885		40.7%	\$79	\$100	\$1,582	\$1,050	\$0	\$0	\$1,050	0.0%
	A-8 AG Rysheeka Bush	296	282	7	275	42,005	\$39,845	\$2,160	45.2%	\$65	\$285	\$18,012	\$10,993	\$2,310	\$8	\$13,490	17.1%
9	Abbeville	61	48	-4	52	5,460	\$5,500		44.5%	\$47	\$0	\$2,450	\$150	\$0	\$0	\$1,000	0.0%
9	EClub of the Carolinas	33	30	2	28	12,015	\$5,000	\$7,015	102.2%	\$182	\$235	\$5,108	\$3,775	\$1,180	\$42	\$1,000	118.0%
9	Emerald City	75	66	-3	69	33,000	\$28,000	\$5,000	78.0%	\$316	\$6,765	\$21,826	\$5,000	\$4,255	\$62	\$3,500	121.6%
9	Greenwood	130	114	-1	115	47,410	\$20,125	\$27,285	296.0%	\$518	\$30	\$59,575	\$2,835	\$10,047	\$87	\$5,000	200.9%
	A-9 AG Stephen Baggett	299	258	-6	264	97,885	\$58,625	\$39,260	151.7%	\$337	\$7,030	\$88,959	\$11,760	\$15,482	\$59	\$10,500	147.4%
10	Clinton	34	38	7	31	2,430	\$4,000		38.8%	\$50	\$0	\$1,550	\$50	\$600	\$19	\$1,000	60.0%
10	Laurens	62	59	3	56	5,875	\$7,000		42.6%	\$53	\$85	\$2,985	\$2,856	\$272	\$5	\$1,500	18.1%
10	Newberry	83	74	-4	78	33,410	\$18,000	\$15,410	90.7%	\$209	\$1,655	\$16,330	\$5,103	\$3,238	\$42	\$3,500	92.5%
10	Union	49	44	-3	47	6,608	\$7,536		30.2%	\$48	\$0	\$2,275	\$6,133	\$2,275	\$48	\$2,496	91.1%
	A-10 AG Michael Seymour	228	215	3	212	48,323	\$36,536	\$11,787	63.3%	\$109	\$1,740	\$23,140	\$14,142	\$6,385	\$30	\$8,496	75.2%
11	Fountain Inn	28	30	3	27	4,040	\$1,800	\$2,240	121.1%	\$81	\$20	\$2,180	\$369	\$1,100	\$41	\$600	183.3%
11	Golden Strip Sunrise	16	14	0	14	2,800	\$1,500	\$1,300	21.7%	\$23	\$25	\$325	\$2,425	\$0	\$0	\$500	0.0%
11	Mauldin	28	22	-3	25	225	\$5,850		27.8%	\$65	\$1,625	\$1,625	\$50	\$1,231	\$49	\$3,900	31.6%
11	Simpsonville	50	40	-1	41	6,471	\$6,765		52.7%	\$87	\$989	\$3,567	\$1,036	\$776	\$19	\$2,000	38.8%
	A-11 AG Lisa Forrester	122	106	-1	107	13,536	\$15,915		48.4%	\$72	\$2,659	\$7,697	\$3,880	\$3,107	\$29	\$7,000	44.4%
12	Easley	70	62	2	60	5,575	\$9,000		49.4%	\$74	\$0	\$4,450	\$2,250	\$0	\$0	\$1,000	0.0%
12	The Reedy River	42	41	4	36	19,420	\$22,040		20.7%	\$127	\$85	\$4,568	\$3,000	\$1,870	\$52	\$6,270	29.8%
12	Pickens	48	42	-2	44	4,405	\$5,400		41.7%	\$51	\$0	\$2,250	\$1,760	\$200	\$5	\$2,025	9.9%
12	The Foothills, TR	14	10	-2	12	2,950	\$1,860	\$1,090	0.0%	\$0	\$0	\$0	\$100	\$20	\$2	\$600	3.3%
	A-12 AG Karen Culley	174	155	2	152	32,350	\$38,300		29.4%	\$74	\$85	\$11,268	\$7,110	\$2,090	\$14	\$9,895	21.1%
District 7750						3,650					\$0	\$0	\$2,000	\$0			
	Totals	5899	5,261	-9	2,647	495,894	\$431,094	\$64,800	71.2%	\$116	\$16,906	\$307,029	\$117,720	\$75,445	\$29	\$123,594	61.0%

Area Summary

	7/1/2020 Member Goal	Current Members 3-27-20	Member Gain 3-27-20	Members 7/1/19	AF Actual 2018-19	AF Goal 2019-20	AF Goal Shortfall vs. LY	% AF Goal Achieved 2019-20	AFPer Capita 2019-20	AF Month	AF YTD 2019-20	Polio Actual 2019-20	Polio YTD 2019-20	Polio Per Capita 2019-20	Polio Goal 2019- 20	Polio % of Goal
A-1 AG Tricia McDougald	302	280	12	268	90,377	\$46,495	\$43,882	49.9%	\$86	\$1,748	\$23,181	\$15,659	\$9,570	\$36	\$13,430	71.3%
A-2 AG Jack Aden	152	119	-11	130	16,738	\$21,975		40.7%	\$69	\$170	\$8,935	\$2,000	\$1,243	\$10	\$5,145	24.2%
A-3 AG Mike Taylor	417	365	-15	380	73,710	\$71,071	\$2,639	81.3%	\$152	\$269	\$57,764	\$11,872	\$16,070	\$42	\$17,008	94.5%
A-4 AG Marc White	320	286	-7	293	15,519	\$19,575		33.2%	\$22	\$10	\$6,490	\$17,075	\$660	\$2	\$14,975	4.4%
A-5 AG Babette Sabia	170	147	-5	152	20,615	\$25,003		42.9%	\$71	\$500	\$10,736	\$9,287	\$5,847	\$38	\$10,809	54.1%
A-6 AG Lindsay Walker	3203	2839	6	211	27,379	\$41,436		104.0%	\$204	\$275	\$43,106	\$3,901	\$4,715	\$22	\$6,171	76.4%
A-7 AG Joyce Morin	216	209	6	203	13,807	\$16,318		47.4%	\$38	\$2,135	\$7,742	\$8,041	\$7,967	\$39	\$6,675	119.3%
A-8 AG Rysheeka Bush	296	282	7	275	42,005	\$39,845	\$2,160	45.2%	\$65	\$285	\$18,012	\$10,993	\$2,310	\$8	\$13,490	17.1%
A-9 AG Stephen Baggett	299	258	-6	264	97,885	\$58,625	\$39,260	151.7%	\$337	\$7,030	\$88,959	\$11,760	\$15,482	\$59	\$10,500	147.4%
A-10 AG Michael Seymour	228	215	3	212	48,323	\$36,536	\$11,787	63.3%	\$109	\$1,740	\$23,140	\$14,142	\$6,385	\$30	\$8,496	75.2%
A-11 AG Lisa Forrester	122	106	-1	107	13,536	\$15,915		48.4%	\$72	\$2,659	\$7,697	\$3,880	\$3,107	\$29	\$7,000	44.4%
A-12 AG Karen Culley	174	155	2	152	32,350	\$38,300		29.4%	\$74	\$85	\$11,268	\$7,110	\$2,090	\$14	\$9,895	21.1%
Totals	5899	5261	-9	2,647	492,244	431,094	\$99,727	71.2%	\$116	\$16,906	\$307,029	\$115,720	\$75,445	\$29	\$123,594	61.0%

Top Giving Clubs (Annual Fund)

Top Clubs by % of AF Goal Achieved

1	Greenville Breakfast	900%
2	Greenwood	296%
3	Fort Mill	177%
4	Lancaster	140%
5	Fountain Inn	121%

Top Clubs by AF Per Capita

1	Greenwood	\$518.04
2	Fort Mill	\$442.45
3	Emerald City	\$316.32
4	Newberry	\$209.36
5	York	\$207.69

Top Clubs by Total AF Giving

1	Greenwood	\$59,575
2	Greenville	\$45,223
3	Fort Mill	\$36,281
4	Emerald City	\$21,826
5	Newberry	\$16,330

Top Giving Clubs (Polio)

Top Clubs by % of Polio Goal Achieved

1	Greenville Breakfast	440%
2	Lancaster	260%
3	Greenwood	201%
4	Fountain Inn	183%
5	Clemson	135%

Top Clubs by Total Polio Giving

1	Greenwood	\$10,047
2	Greenville	\$7,605
3	Pleasantburg	\$7,300
4	Lancaster	\$4,427
5	Clemson	\$4,372

District Statistics

8 Clubs hav Clubs have achieved 100% of their AF Goal

13 Clubs hav Clubs have achieved 75% of their AF Goal

13 Clubs hav Clubs have achieved 100% of their Polio Goal

8 Clubs are Clubs are over \$150 AF Per Capita

16 Clubs are Clubs are over \$100 AF Per Capita

0 Clubs hav Clubs have given \$5 Total to the AF (Zero Giving)

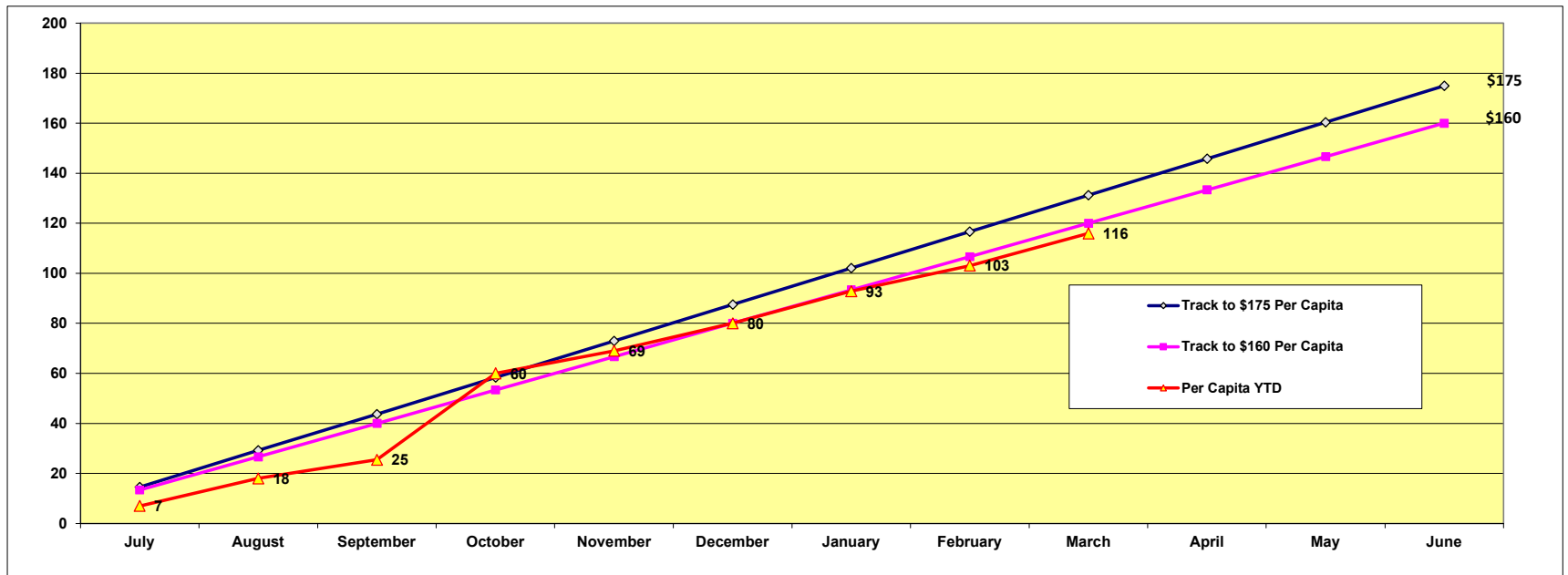
0 Clubs hav Clubs have given \$5 Total to Polio (Zero Giving)

2 Areas hav Areas have achieved 100% of their AF Goal

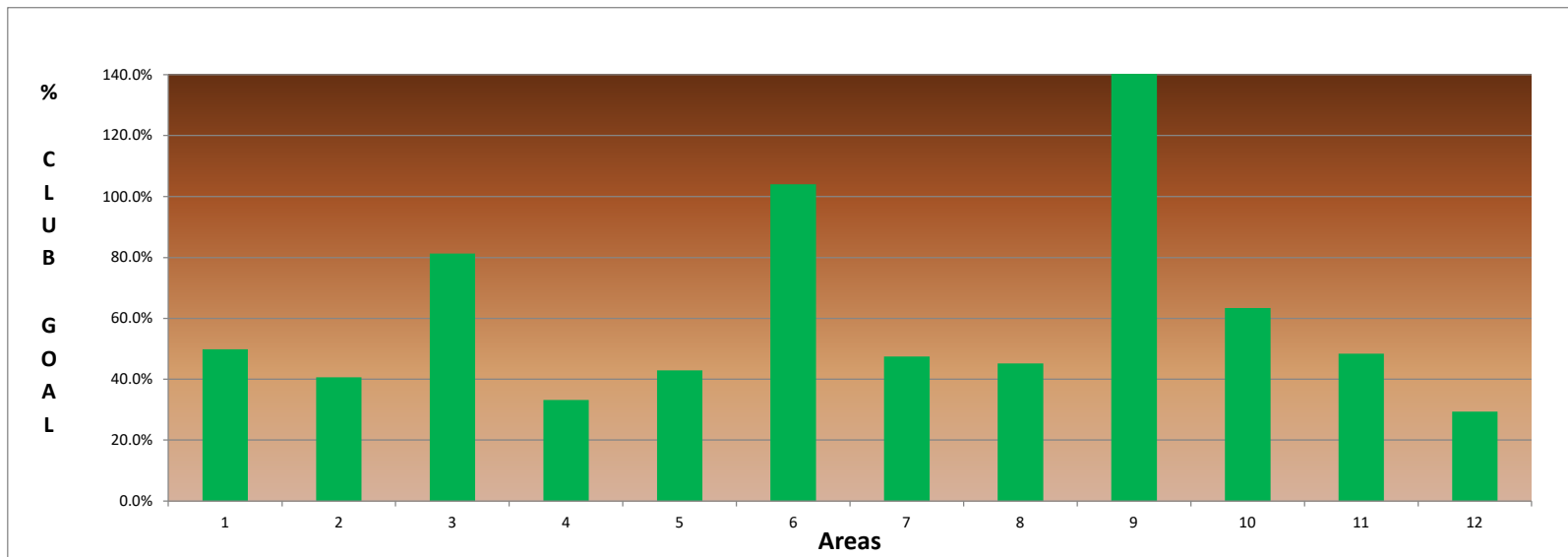
3 Areas hav Areas have achieved 75% of their AF Goal

2 Areas are Areas are over \$200 AF Per Capita

4 Areas are Areas are over \$100 AF Per Capita

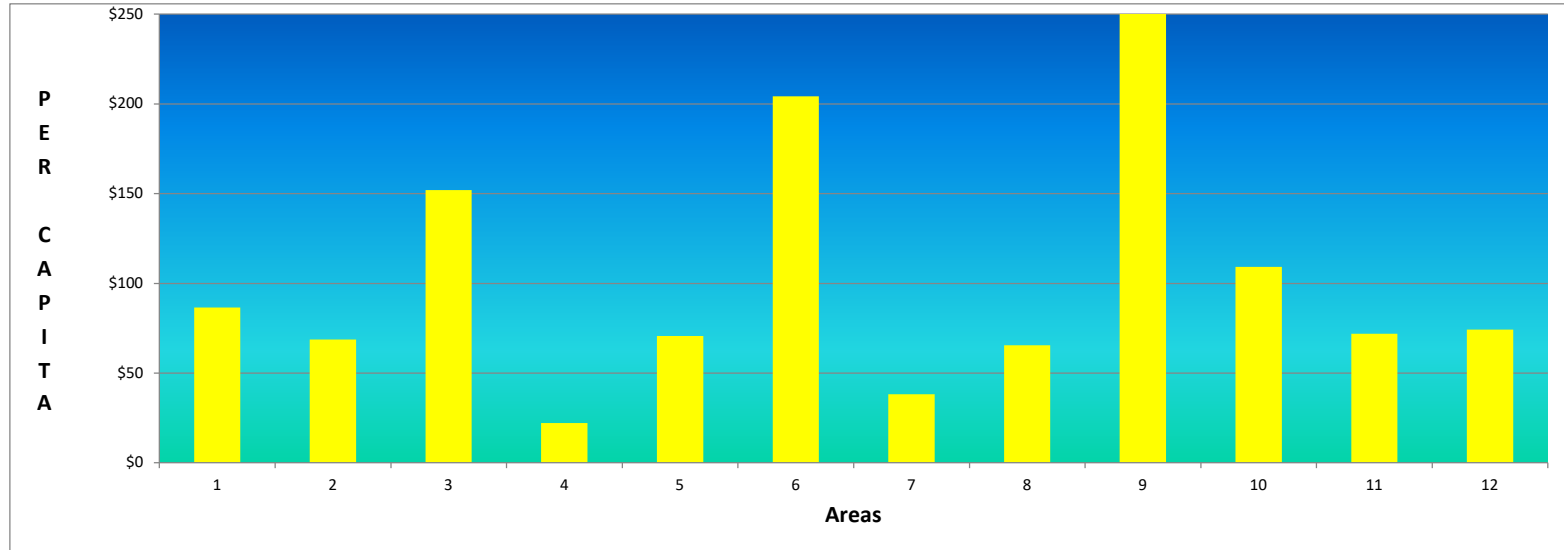


% of Club AF Goal Achieved - By Area



AF Per Capita - By Area

Goal is \$175



All Clubs Ranked by % of AF Goal Achieved

1	Greenville Breakfast	900%
2	Greenwood	296%
3	Fort Mill	177%
4	Lancaster	140%
5	Fountain Inn	121%
6	Blacksburg	112%
7	EClub of the Carolinas	102%
8	Winnsboro	100%
9	Newberry	91%
10	Pleasantburg	89%
11	Clemson-Calhoun	84%
12	Greenville	82%
13	Emerald City	78%
14	Indian Land Lunch	67%
15	York	66%
16	Westminster	62%
17	Seneca	61%
18	Aiken Sunrise	59%
19	Lake Wylie	57%
20	Anderson	53%
21	Greater Anderson	53%
22	Simpsonville	53%
23	Inman	52%
24	Aiken	51%
25	North Spartanburg	50%
26	Easley	49%
27	Abbeville	45%
28	Laurens	43%
29	Pickens	42%
30	Twin City of Batesburg-Leesville	41%

All Clubs Ranked by % of Polio Goal Achieved

1	Greenville Breakfast	440%
2	Lancaster	260%
3	Greenwood	201%
4	Fountain Inn	183%
5	Clemson	135%
6	Lake Wylie	131%
7	Emerald City	122%
8	EClub of the Carolinas	118%
9	Pleasantburg	117%
10	Fort Mill	105%
11	York	101%
12	Greenville	95%
13	Newberry	93%
14	Union	91%
15	Clemson-Calhoun	86%
16	Seneca	79%
17	Chester	75%
18	Rock Hill	73%
19	Lancaster Breakfast	73%
20	North Augusta	67%
21	Clinton	60%
22	Clover	53%
23	Anderson	47%
24	Aiken Sunrise	40%
25	Simpsonville	39%
26	Greenville City Center	35%
27	Greater Anderson	32%
28	Mauldin	32%
29	The Reedy River	30%
30	Gaffney	29%

31	Greenville City Center	40%
32	Clinton	39%
33	Spartanburg	37%
34	Clover	36%
35	Clemson	35%
36	Union	30%
37	Mauldin	28%
38	Indian Land	26%
39	Golden Strip Sunrise	22%
40	The Reedy River	21%
41	North Augusta	19%
42	Lancaster Breakfast	18%
43	Rock Hill	15%
44	Gaffney	14%
45	Chester	7%
46	Seneca Golden Corner	7%
47	Spartan West	6%
48	Walhalla	6%
49		0%
50		0%

31	Indian Land	22%
32	North Spartanburg	21%
33	Batesburg-Leesville	19%
34	Laurens	18%
35	Seneca Golden Corner	14%
36	Westminster	12%
37	Pickens	10%
38	Blacksburg	10%
39	Spartan West	4%
40	The Foothills, TR	3%
41		0%
42		0%
43		0%
44		0%
45		0%
46		0%
47		0%
48		0%
49		0%
50		0%

All Clubs Ranked by AF Per Capita

1	Greenwood	\$518.04
2	Fort Mill	\$442.45
3	Emerald City	\$316.32
4	Newberry	\$209.36
5	York	\$207.69
6	Pleasantburg	\$189.75
7	EClub of the Carolinas	\$182.41
8	Greenville	\$168.74
9	Greenville Breakfast	\$143.18
10	The Reedy River	\$126.89
11	Aiken Sunrise	\$121.91
12	Westminster	\$118.83
13	Greater Anderson	\$114.65
14	Seneca	\$113.21
15	Clemson-Calhoun	\$107.86
16	Indian Land Lunch	\$100.75
17	Simpsonville	\$86.99
18	Lake Wylie	\$86.40
19	Anderson	\$82.71
20	Lancaster	\$82.18
21	Fountain Inn	\$80.74
22	Twin City of Batesburg-Leesville	\$79.10
23	Easley	\$74.17
24	North Spartanburg	\$71.79
25	Blacksburg	\$68.24
26	Mauldin	\$65.00
27	Aiken	\$64.56
28	Indian Land	\$60.00
29	Clover	\$59.26
30	Clemson	\$58.93
31	Laurens	\$53.30
32	Inman	\$52.27
33	Pickens	\$51.14

All Clubs Ranked by Polio Per Capita

1	Pleasantburg	\$165.91
2	Clover	\$114.11
3	Greenwood	\$87.37
4	Lancaster	\$68.10
5	York	\$66.25
6	Clemson-Calhoun	\$64.71
7	Emerald City	\$61.67
8	Chester	\$53.45
9	The Reedy River	\$51.94
10	Mauldin	\$49.24
11	Clemson	\$48.58
12	Union	\$48.40
13	Lake Wylie	\$47.64
14	Batesburg-Leesville	\$46.43
15	EClub of the Carolinas	\$42.14
16	Newberry	\$41.52
17	Fountain Inn	\$40.74
18	Greenville	\$28.38
19	Aiken Sunrise	\$28.24
20	North Augusta	\$26.92
21	Fort Mill	\$25.61
22	Anderson	\$24.38
23	Greenville Breakfast	\$20.00
24	Clinton	\$19.35
25	Simpsonville	\$18.91
26	Rock Hill	\$18.34
27	Seneca	\$18.26
28	Greater Anderson	\$17.27
29	Greenville City Center	\$16.58
30	North Spartanburg	\$15.26
31	Indian Land	\$12.50
32	Lancaster Breakfast	\$11.32
33	Seneca Golden Corner	\$8.65

34	Clinton	\$50.00
35	Union	\$48.40
36	Abbeville	\$47.12
37	Greenville City Center	\$45.91
38	Winnsboro	\$33.33
39	Golden Strip Sunrise	\$23.21
40	North Augusta	\$23.08
41	Rock Hill	\$22.66
42	Gaffney	\$17.50
43	Lancaster Breakfast	\$17.45
44	Seneca Golden Corner	\$11.46
45	Spartanburg	\$11.12
46	Spartan West	\$10.00
47	Chester	\$8.64
48	Walhalla	\$6.88
49		\$0.00
50		\$0.00

34	Westminster	\$8.33
35	Gaffney	\$7.18
36	Blacksburg	\$5.88
37	Laurens	\$4.85
38	Pickens	\$4.55
39	Spartan West	\$1.86
40	The Foothills, TR	\$1.67
41		\$0.00
42		\$0.00
43		\$0.00
44		\$0.00
45		\$0.00
46		\$0.00
47		\$0.00
48		\$0.00
49		\$0.00
50		\$0.00

All Clubs Ranked by Total AF Giving

1	Greenwood	\$59,575
2	Greenville	\$45,223
3	Fort Mill	\$36,281
4	Emerald City	\$21,826
5	Newberry	\$16,330
6	Aiken	\$11,685
7	Pleasantburg	\$8,349
8	Greater Anderson	\$8,255
9	York	\$6,646
10	Anderson	\$5,955
11	Lancaster	\$5,342
12	Clemson	\$5,304
13	EClub of the Carolinas	\$5,108
14	Seneca	\$4,868
15	The Reedy River	\$4,568
16	Easley	\$4,450
17	Aiken Sunrise	\$4,145
18	Clemson-Calhoun	\$3,667
19	Simpsonville	\$3,567
20	Westminster	\$3,565
21	Laurens	\$2,985
22	North Spartanburg	\$2,800
23	Greenville City Center	\$2,617
24	Abbeville	\$2,450
25	Union	\$2,275
26	Pickens	\$2,250
27	Spartanburg	\$2,190
28	Fountain Inn	\$2,180
29	Lake Wylie	\$2,160
30	Indian Land Lunch	\$2,015
31	Mauldin	\$1,625
32	Clover	\$1,600

All Clubs Ranked by Total Polio Giving

1	Greenwood	\$10,047
2	Greenville	\$7,605
3	Pleasantburg	\$7,300
4	Lancaster	\$4,427
5	Clemson	\$4,372
6	Emerald City	\$4,255
7	Newberry	\$3,238
8	Clover	\$3,081
9	Chester	\$2,940
10	Union	\$2,275
11	Clemson-Calhoun	\$2,200
12	York	\$2,120
13	Fort Mill	\$2,100
14	The Reedy River	\$1,870
15	Anderson	\$1,755
16	Greater Anderson	\$1,243
17	Mauldin	\$1,231
18	Lake Wylie	\$1,191
19	EClub of the Carolinas	\$1,180
20	Rock Hill	\$1,174
21	Fountain Inn	\$1,100
22	Aiken Sunrise	\$960
23	Greenville City Center	\$945
24	Seneca	\$785
25	Simpsonville	\$776
26	North Augusta	\$700
27	Batesburg-Leesville	\$650
28	Lancaster Breakfast	\$600
29	Clinton	\$600
30	North Spartanburg	\$595
31	Gaffney	\$546
32	Laurens	\$272

33	Twin City of Batesburg-Leesville	\$1,582
34	Greenville Breakfast	\$1,575
35	Clinton	\$1,550
36	Rock Hill	\$1,450
37	Gaffney	\$1,330
38	Indian Land	\$1,200
39	Blacksburg	\$1,160
40	Inman	\$1,150
41	Winnsboro	\$1,000
42	Lancaster Breakfast	\$925
43	North Augusta	\$600
44	Chester	\$475
45	Spartan West	\$350
46	Golden Strip Sunrise	\$325
47	Seneca Golden Corner	\$275
48	Walhalla	\$227
49		\$0
50		\$0

33	Westminster	\$250
34	Indian Land	\$250
35	Greenville Breakfast	\$220
36	Seneca Golden Corner	\$208
37	Pickens	\$200
38	Blacksburg	\$100
39	Spartan West	\$65
40	The Foothills, TR	\$20
41		\$0
42		\$0
43		\$0
44		\$0
45		\$0
46		\$0
47		\$0
48		\$0
49		\$0
50		\$0

All Areas Ranked by % of AF Goal Achieved

1	A-9 AG Stephen Baggett	151.7%
2	A-6 AG Lindsay Walker	104.0%
3	A-3 AG Mike Taylor	81.3%
4	A-10 AG Michael Seymour	63.3%
5	A-1 AG Tricia McDougald	49.9%
6	A-11 AG Lisa Forrester	48.4%
7	A-7 AG Joyce Morin	47.4%
8	A-8 AG Rysheeka Bush	45.2%
9	A-5 AG Babette Sabia	42.9%
10	A-2 AG Jack Aden	40.7%
11	A-4 AG Marc White	33.2%
12	A-12 AG Karen Culley	29.4%

All Areas Ranked by AF Per Capita

1	A-9 AG Stephen Baggett	\$336.96
2	A-6 AG Lindsay Walker	\$204.29
3	A-3 AG Mike Taylor	\$152.01
4	A-10 AG Michael Seymour	\$109.15
5	A-1 AG Tricia McDougald	\$86.50
6	A-12 AG Karen Culley	\$74.13
7	A-11 AG Lisa Forrester	\$71.93
8	A-5 AG Babette Sabia	\$70.63
9	A-2 AG Jack Aden	\$68.73
10	A-8 AG Rysheeka Bush	\$65.50
11	A-7 AG Joyce Morin	\$38.14
12	A-4 AG Marc White	\$22.15

All Areas Ranked by Total AF Giving

1	A-9 AG Stephen Baggett	\$88,959
2	A-3 AG Mike Taylor	\$57,764
3	A-6 AG Lindsay Walker	\$43,106
4	A-1 AG Tricia McDougald	\$23,181
5	A-10 AG Michael Seymour	\$23,140
6	A-8 AG Rysheeka Bush	\$18,012
7	A-12 AG Karen Culley	\$11,268
8	A-5 AG Babette Sabia	\$10,736
9	A-2 AG Jack Aden	\$8,935
10	A-7 AG Joyce Morin	\$7,742
11	A-11 AG Lisa Forrester	\$7,697
12	A-4 AG Marc White	\$6,490