



DISTRICT GOVERNOR ROB HANLEY
Rotary Club of Greenville City Center
864.325.9483
dg2019@rotary7750.org



7750

ROTARY INTERNATIONAL

MARCH 2020 ■ WWW.ROTARY7750.ORG

MARCH: Water and Sanitation Month
APRIL: Maternal and Child Health



THE ROTARY CLUB OF CLEMSON IS ON THE MOVE TO POSITIVE MEMBERSHIP GROWTH

The Rotary Club of Clemson is another example of a club that gets it. By intentionally changing to better satisfy its members' needs, the club has become more attractive to potential members. It has become a strong, healthy and vibrant Rotary club. Among the benefits of this are increased retention (reduced attrition) and attraction of new members. Its members are having FUN and want to share Rotary with others. This is a proven recipe for success. On the next page, read club president Katherine Sosebee's article on what the club is doing. —7750 Membership Chair Ed Irick

At Clemson: No boring programs! Good food! Fun!

BY KATHERINE SOSEBEE

President, Rotary Club of Clemson

Clemson Rotary Club has been fortunate to welcome seven new members to our club this year. We have made a few changes in the last year and a half, not with the intention to grow membership, but to make our club the best club we can be for our current membership, and in return not only are our current members pleased - our membership has grown. The changes I mention below began with our past president and an active, engaged board have implemented and supported them.

NO BORING PROGRAMS! We have been discerning about our program calendar. We invite engaging speakers on diverse and entertaining topics. We don't simply look to the next available opening on the calendar. We vary the types of programs that are scheduled in the month. We want our membership and guests to be excited about and look forward to the program each week.

GOOD FOOD! We were pleased with our caterer, but there were a few menu items that were duds. We sat down with the caterer and removed a few menu items from the rotation and added a few. OUT went the slimy ham - IN went the taco bar! The caterer was happy to do it and for no additional cost.

HAVE FUN! We lightened things up a bit and are having a little more fun.

We are inviting our friends! Because we want to. We remind our membership occasionally to "Bring a friend not something we guilt ourselves

over. We have good meals and good conversation. We have good fellowship and support good causes. Our time together is meaningful and fun - so of course want to share it with our friends, colleagues, and neighbors.

We are honoring member's time and are sensitive to people's busy lifestyles. Sometimes our weekly meetings include a service project. We have our meal, take care of any club business and then participate in a project. We delivered cookies to local First Responders and shopped together for food to donate to a local food bank.

I know many non-Rotarians that live by the principle of "service above self". Non-Rotarians can give directly to the causes that Rotary supports, join us in service projects and attend our fundraisers. So why would person want to be a Rotarian and be a part of our club? It's the people. We create community when we are together as a club. Our club is thriving because we like each other. We have a good time and care about one another. We laugh together and are welcoming to newcomers and guest. We're a Rotary family. We look forward to being together weekly, serving our community and the world together as Rotarians and members of the Rotary Club of Clemson.

Need more membership ideas?

Contact

PDG ED IRICK | D7750 Membership Chair

DG2017@Rotary7750.org

Clemson is just one of quite a few D7750 clubs whose membership statistics show that more growth is needed to meet their goals. So Clemson has taken action to turn its red into green. See the next page for where you stand in reaching your club's membership goals for the year.

District 7750 Membership Report

2/24/2020

			Over At Under				OK New Needed		
Club	Goal	Current Membership	Over/Under Goal	Annual Avg. Attrition	Attrition to Date	Attrition to Go	New Members to Reach Goal	Net Gain/Loss YTD	New Members YTD
Abbeville	61	48	-13	7	8	0	13	-4	4
Aiken	187	190	3	25	11	14	11	9	20
Aiken Sunrise	40	35	-5	7	2	5	10	1	3
Anderson	83	74	-9	15	5	10	19	2	7
Batesburg-Leesville	16	13	-3	2	1	1	4	-1	0
Blacksburg	20	17	-3	2	1	1	4	0	1
Chester	54	58	4	6	2	4	0	3	5
Clemson	99	95	-4	9	2	7	11	5	7
Clemson-Calhoun	37	37	0	4	2	2	2	3	5
Clinton	34	38	4	4	0	4	0	7	7
Clover	30	25	-5	3	2	1	6	-2	0
Easley	70	62	-8	6	4	2	10	2	6
E-Club of The Carolinas	33	27	-6	9	5	4	10	-1	4
Emerald City (Greenwood)	75	65	-10	7	7	0	10	-4	3
Fort Mill	85	89	4	15	8	7	3	7	15
Fountain Inn	28	30	2	3	2	1	0	3	5
Gaffney	85	75	-10	12	6	6	16	-1	5
Golden Strip Sunrise, (Mauldin)	16	14	-2	2	0	2	4	0	0
Greater Anderson	83	71	-12	9	7	2	14	-1	6
Greenville	287	251	-36	46	35	11	47	-17	18
Greenville Breakfast	19	12	-7	6	1	5	12	1	2
Greenville City Center	62	58	-4	6	11	0	4	1	12
Greenwood	130	115	-15	18	10	8	23	0	10
Indian Land	30	19	-11	8	1	7	18	-1	0
Indian Land Lunch	23	24	1	2	3	0	0	4	7
Inman	25	22	-3	3	2	1	4	0	2
Lake Wylie	27	26	-1	4	0	4	5	1	1
Lancaster	72	66	-6	7	2	5	11	1	3
Lancaster Breakfast	60	55	-5	10	2	8	13	2	4
Laurens	62	59	-3	9	0	9	12	3	3
Mauldin	28	22	-6	6	3	3	9	-3	0
Newberry	83	75	-8	8	5	3	11	-3	2
North Augusta	30	26	-4	3	2	1	5	0	2
North Spartanburg	48	38	-10	7	2	5	15	-1	1
Pickens	48	41	-7	5	5	0	7	-3	2
Pleasantburg (Greenville)	49	44	-5	5	3	2	7	0	3
Rock Hill	100	65	-35	20	6	14	49	1	7
Seneca	50	40	-10	5	4	1	11	-3	1
Seneca Golden Corner	27	21	-6	3	3	0	6	-3	0
Simpsonville	50	40	-10	11	5	6	16	-1	4
Spartanburg	210	194	-16	20	11	9	25	-3	8
Spartan West (Spartanburg)	37	29	-8	4	8	0	8	-6	2
The Foothills, Travelers Res	14	10	-4	4	3	1	5	-2	1
the Reedy River Greenville	42	40	-2	12	4	8	10	3	7
Twin City of Batesburg-Lees	23	20	-3	2	1	1	4	0	1
Union	49	44	-5	5	3	2	7	-3	0
Walhalla	38	27	-11	4	6	0	11	-6	0
Westminster	37	31	-6	8	0	8	14	1	1
Winnsboro	30	30	0	5	4	1	1	0	4
York	35	31	-4	7	3	4	8	-1	2
Totals	2961	2638	-323	410	223	200	523	-10	213
					54.3%		Net Positive	20	
								Zero New	12
								1 New	7

CONNECTIONS

From healthcare in Greenville to water in Honduras, our Rotarians are taking the lead

BY DG ROB HANLEY

Rotary Club of Greenville City Center

Did you survive leap day? An extra day in paradise, as one of our club presidents would say.

March is Water, Sanitation and Hygiene Month on the Rotary calendar.

FORUM IN GREENVILLE FOCUSES ON FACTORS RELATED TO ECONOMIC GROWTH

Randy Vogenberg jump-started the month off by organizing Well-Spent, a forum held in Greenville on February 28 where business leaders, health care professionals and economic development organizations came together to discuss the importance of health care to economic growth. An outcome of the forum was identification of strategies and tactics to address roadblocks. The report from this forum will be presented to Governor McMaster's office.

Rotarian Randy grabbed the bull by the horns, but also has allowed Rotary to take a prominent role in the design and implementation of Well-Spent. More important, Rotary and Rotarians can be instrumental in leading the follow-on activities. This is an example of how Rotary and Rotarians connect.

WORK IN HONDURAS PROVIDES CLEAN WATER TO THOUSANDS

Toward the end of March several Rotarians from District 7750 will travel to Honduras to kickoff two more clean water projects.

Al Steele, Rotary Club of Fort Mill, has

been leading this effort for more than a decade. Through the efforts of Rotarians from District 7750, Rotarians from Honduras, and Rotarians from other North American districts these projects have provided clean water to almost 10,000 people who live in remote mountain villages in Honduras.

Your giving to the Rotary Foundation Annual fund has connected you with the families who now have clean water, thereby increasing their health and decreasing childhood mortality.

Rotarians connecting. We talk about Rotary accomplishing things, but Rotary's accomplishments are due to Rotarians taking a leadership role and connecting.

DISTRICT CONFERENCE

Oh, by the way, registration is now open for Connect 2020, our District Conference that will be held in Asheville on May 8, 9 and 10. The conference features several engaging speakers, including President's Representative PDG David Edwards, from District 7030, Barbados. David was Aide to Past RI President Barry Rassin, served on the Membership Committee of the Rotary International Board and is a recipient of the Service Above Self Award, Rotary's highest honor for an individual. Look for more information in this Newsletter about the program and registration.

Photo by Monica Luciani © Rotary International. Design layout by Gilbert Elmer Rotary Club of Miri.

MARCH DESIGNATION IS

WATER AND SANITATION MONTH

"Clean water..... is a basic need for human beings. When people, especially children, have access to clean water, they live healthier and more productive lives."

Rotary 

TAKE ACTION: Join a Project



DISTRICT CONFERENCE 2020

MAY 8-10: Join Us in Asheville for Connect 2020

"Early Bird Special" registration ends April 1

BY CROSSIE COX, CONFERENCE CHAIR

Rotary Club of Clemson-Calhoun

Asheville, here we come!

Our "Connect 2020" All Club District 7750 Conference is well underway with its plans for a festive weekend in Asheville, May 8-10 at the Double Tree Hotel and Conference Center near Biltmore Estates.

This date offers Asheville at the pristine time of year when weather is perfect and so is the bountiful spring flowers that make

Asheville one of the top cities in America to visit and enjoy. DG Rob Handley chose Asheville for just these reasons – enjoying Asheville at it prettiest time of year.

A new feature this year will offer part 1 of Rotary Leadership Institute on Friday beginning at 11:30 a.m.

The official Conference events begin Friday evening with the Welcome Dinner, DG Rob's remarks and recognitions, and our guest speaker Jim Dant's one-man show "Stories I Can't Tell in Church." (Jim is the pastor of First Baptist Church in Greenville, where Rob is a member.)

Saturday morning's session brings inspiring and motivating speakers who embody the core values of Rotary: Leadership, Diversity, Integrity and Service. Our speakers will be highlighted by author, lecturer

and motivator Deb Richardson Moore of Greenville, who will guide us on choosing a charity to support, and Gabe Lewis of St. Joseph's School in Greenville will speak to us on the "Importance of Service to Others in our Lives." Other speakers will join us as well.

Saturday afternoon will be spent 'doing your own thing' with your family. You already know about the Tour of Biltmore Estate with transportation from the hotel, but there is so much more to see and enjoy near our hotel and within an easy drive into downtown Asheville.

Saturday evening's Governor's Dinner will be highlighted by remarks by RI President's Representative David Edwards from District 7030 in Barbados, a 41-year member of Rotary International. He will provide his prospective on the global actions and services of Rotary International and provide highlights of Rotary's recovery

efforts in the Caribbean after Hurricane Matthew.

Sunday morning's Interfaith Memorial Service will honor Rotarians who have died during our Rotary year at the final session of the conference.

There will be plenty of time after the final session to again visit the environs of Asheville before heading back home.

**Bring family and fun
for the weekend!**

**General Sessions on Friday,
Saturday and Sunday**

**Saturday afternoon is free to
enjoy Biltmore Estate, Biltmore
Village, Blue Ridge Parkway, or
Asheville**

Registration Link. [Hotel Registration on DacDb link.](#)

You will also receive emails with direct link to the registration page.



Pictured from left, are Coach Padgett, Cole Bay, Mattie Padgett, Golden Corner Rotary club president Cammie Kaiser, Tyson Gentry and Golden Corner Rotarian Louis Holliman, who is also Seneca High golf coach.

GOLDEN CORNER GETS SPORTS UPDATE

The Golden Corner Rotary Club got an update on Seneca High School sports including a report from head basketball coach Kevin Padgett whose Bobcats won the Western 3A title with a 106-53 victory at Pendleton.

The Rotarians also heard from three-sports standout Cole Bay, a senior who will continue his athletic career at Newberry College, Lady Bobcats golfer Mattie Padgett and boy's golf team standout Tyson Gentry. Mattie and Tyson both plan to continue their golf play at the collegiate level.

FIND YOUR PLACE TO SERVE IN A ROTARY ACTION GROUP

BY PDG BARBARA SHAYEB-HELOU

D7750 Fellowships Chair
Rotary Club of the Foothills

RAG (Rotary Action Group) is a Group of Rotarians that wants to improve the world in one respect or another, or at least one corner of it. All Rotarians volunteer along with their spouses and Rotoarators; they volunteer internationally on projects that further the objectives of Rotary in about 25 areas of concern.

Sone areas won't interest you. But some will just grab you and stimulate your imagination.

The RAG for blood donations (ourblooddrive.org) was created by an RI Director in 2007. One. two million members of Rotary clubs work with their local blood banks to collect much needed blood for recipients in need.

The RAG for microcredit finance seeks to educate about microcredit (ragm.org). These altruistic Rotarians seek to eliminate poverty through empowering people and community development. If you will be attending the 2020 RI Convention, watch for a breakout session on micro credit.

The Action Group for Peace (rotaryactiongroupforpeace.org). Check out their website. They have a plan to make Rotary Clubs "A Peacebuilder Club."



Rotarians for Hearing
Rotarian Action Group

Rotarians for Hearing(ifrahl.org)is important. As most of us age, many become hearing impaired. That is not a South Carolina phenomenon, it is world-wide.

Their members seek donated hearing aids. These Rotarians seek to increase awariness and to be a resource for others and provide sustainable solutions.

Example is that many cases of hrearing loss are preventable. One example is antibiotics given for infection can also have side effects that cause hearing loss.

This is just a sample of what to look forward to. But if you are passionate about Addiction, Alzhimers Disease, Blindness, Clubfoot, Diabetis, Domestic Violence, Health Education and Wellness, Hepatitis, Malaria, Mental Health, Maternal and Child Health, Multiple Sclorosis, Polio and Water or Sanitation there is a Rotary group that will work with you and help you to call attention to your cause to gsin support.



GREENVILLE COUNTY SHERIFF UPDATES GREENVILLE CITY CENTER

Sheriff Johnny Mack Brown updated the Rotary Club of Greenville City Center including DG Rob Hanley and AG Mike Taylor at the Poinsett Club. That's Mike sitting on the right and member Doug Lowery on the left in the photo above.



LEGACY EARLY COLLEGE UPDATE

Greenville City Center also recently learned about the progress Legacy Early College in Greenville's West End has made over the past 10 years. Founder & Board Chair William Brown explained the challenges and successes along with volunteer opportunities where Rotarians can help make a difference in our community.



GOLDEN CORNER HEARS ABOUT FRESH, PESTISIDE-FREE FOOD

Elia Tyson with Clemson Area Food Exchange (CAFE) updated the Golden Corner Rotary Club about opportunities to participate in the pesticide-free, fresh food program that uses area farmers. Produce, dairy and meats can be picked up at locations in Clemson, Seneca, Easley, Pickens and Anderson. CAFE is a not-for-profit, all volunteer organization. Pictured are Golden Corner Rotarian Lorraine Harding and Elia Tyson.



FOUNDATION UPDATE

Golden Corner Foundation Committee chairman Vic Holley, left, updated the club on the Rotary Foundation which was recently awarded its 11th consecutive four-star rating by Charity Navigator, an independent evaluator of charities. Also pictured is club president Cammie Kaiser.



Susan Spencer and Sara Mansbach hosting and greeting at Health and Happiness

Pleasantburg served as host for birthday *Health and Happiness in Greenville*

The Rotary Club of Pleasantburg hosted the February Health and Happiness Hour for the Greenville clubs.

The event was held on the 17th from 5:00 to 7:00 pm at Craft 670 in the Embassy Suites Greenville Golf Resort and Conference Center.

Nearly 50 Rotarians and guests enjoyed fun, fellowship, and delicious Craft 670 food and drink.

There was even a cake to honor the 115th anniversary of Rotary's founding on the 23rd of February 1905.

The evening was topped off by the raffle that included a set of Rotary glasses and gift certificates for Craft 670 and a foursome at the Preserve at Verde. The warm hospitality provided by the Embassy Suites was enjoyed by all.



Health and Happiness birthday cake for Rotary's 115th year

The two Lancaster clubs celebrate Rotary's birthday

BY REGINA MAXWELL

Rotary Club of Lancaster

Lancaster and Lancaster Breakfast Rotary Clubs came together Friday, February 21, to celebrate Rotary's 115th birthday.

The party was held at local favorite restaurant Los Mariachis.

Blue and gold abounded – in party hats, on birthday cake and on gift-wrapping paper.

What birthday party is complete without games and presents?

The party organizers created a Rotary Trivia – Chinese Auction mashup game in which partygoers had to answer Rotary trivia questions in order to select gifts they could either unwrap and keep or switch for gifts already unveiled.

Party emcee, Regina Maxfield said the organizers' goal was to educate members about Rotary while having a good time.

A bag of Godiva chocolates and a faux moss-covered rabbit were the most coveted gifts and exchanged hands many times. Congratulations to Hazel Cauthen and Annette Deese who secured the favored items.



Rotary birthday celebrations: #115

2019-20 District 7750 Rotary Foundation Giving

THROUGH 2-28-20
67% OF YEAR COMPLETED

Annual Fund Goal	\$ 431,094 (50 of 50 – 100%)
Annual Fund Total	\$ 273,334 (63.4% goal)
Annual Fund Per Capita	\$ 103.22 (2648 members)
Other Funds	\$ 250
Endowment Fund	\$ 2,100
PolioPlus Goal	\$ 123,594 (50 of 50 – 100%)
PolioPlus	\$ 71,737 (58% goal)
Total Giving	\$ 347,421
\$0 AF Clubs	3 (3 of 50 – 6%)
\$0 Polio Clubs	11 (11 of 50 – 22%)
DDF Transfer – Polio	\$ 48,000
Major Gifts	4
Major Donors	5
Paul Harris Fellows	269
Bequest Society	2
Benefactors	5
EREY	1494 (2648 members – 56.4%)
Sustaining Members	473 (2648 members – 17.9%)
Paul Harris Society Eligible	61 (117 members – 52%)
Paul Harris Society Members	117 (+4 for year)
Rotary Direct	67 (-4 for year)

ALL-TIME FOR DISTRICT

Paul Harris Fellows	5,310
Benefactors	811
Bequest Society	101
Major Donors	94


If you're in Lake Wylie and you
spot an otter,

It's Josh the Baby Otter!

The Rotary Club of Lake Wylie brings the Josh the Otter water safety program to the Kindergarten classes in the Clover School District each spring.

The Rotarians talk to the children about water safety and read the Josh the Baby Otter book. The book delivers the message of the importance of learning how to float and never going near the water without an adult. A life size Josh the Otter stops by to dance with the Kindergarteners to the song "Learn to Float." Josh gives all the children a copy of Josh the Baby Otter book to share with their family at home.

Josh the Otter was created by Blake and Kathy Collingsworth in memory of their son, Joshua, who passed away in a pool drowning incident in June 2008. Their goal is to prevent future drowning tragedies through



early childhood education and water safety courses. According to the CDC, drowning is the number one cause of accidental death for children ages 1-4. And the second leading cause of accidental death for children ages 1-14. For more information on the Josh the Otter program visit joshtheotter.org.

You will see Lake Wylie Rotarians throughout the community as they participate in River Sweep, Adopt-a-Stream, maintain the Little Free Libraries, provide food donations to the Clover Area Assistance Center, build picnic tables for community members to enjoy at the Clover School District YMCA, support the Clover High School Interact Club, honor high school seniors with scholarships to recognize their volunteerism, and send high school students to workshops to learn more about Rotary Youth Leadership.

Lake Wylie Rotarians also raise funds for Alzheimer's research, Kiva low interest microloans for projects around the world and Polio eradication.



Masters Classic

GOLF TOURNAMENT



PRESENTED BY
ROTARY CLUB OF GREENVILLE

Thursday, March 26, 2020 4:00-7:30 p.m.

TOPGOLF GREENVILLE

- ALL you can eat food and FULL open bar
- Silent and LIVE Auction
- \$10,000 Hole in one PRIZE!!!
- Teams of six will compete in best ball format, prizes awarded to top three teams

Player • \$200

- Food & Open Bar Included
- Hole in one opportunity
- Opportunity to bid on auction items.

Register at RotaryMastersClassic.com

Spectator • \$100

- Food & Open Bar Included
- Opportunity to bid on auction items.

Register at RotaryMastersClassic.com

Sponsorships Available for 3 or 6 players.

Contact Ramona Farrell at (864) 752-0084 or ramona.farrell@greerwalker.com

Benefits Greenville Rotary Charities Programs:

- Veterans Mentorship Project
- CART-Coins for Alzheimer's Research
- Interact at Greenville High
- Early Act First Knight
- Rotary youth leadership
- Greenville County Teacher of the Year
- Recognition Day
- Law Enforcement Appreciation Day
- Career Day
- "Service Above Self" Scholarship
- Greenville Literacy Association
- Read to Me
- Rotary Grant
- International Projects

Register at RotaryMastersClassic.com

Membership Champions (29 new members and their sponsors in January)

Member	Type	Club	Sponsor
Bennett, Timothy Warren (TIM)	Active	Easley	Eric D. Goodwin
Bodie, Robert Lee (LEE)	Active	Aiken	
Boyd, Sirrena (SIRRENA)	Active	Greenville City Center	J. Michael Taylor
Burrell, Stacey L. (STACY)	Active	Greater Anderson	
Campbell, Richard S. (RICHARD)	Active	Rock Hill	Lindsay W. Walker
Carlisle, Joseph E. (JOE)	Active	Rock Hill	Suneel Jaitley
Drahola, Bernie (BERNIE)	Active	Lake Wylie	
Durham, Jean (JEAN)	Active	Greenville	Sunny K. Handa/John Kent
Fowler, Julie (JULIE)	Active	Abbeville	Ivan Randolph
Fraser, Cyndi (CYNDI)	Active	Clinton	
Glenn, Steve (STEVE)	Active	Greenwood	Angelle R. LaBorde
Hadjar, Janet (JANET)	Active	Fort Mill	Michele Branning/ Sabrina Gast
Joyner, Patricia Ann (PATRICIA)	Active	Winnsboro	Gene Stephens
Lee, Patricia M (PATRICIA)	Active	Fort Mill	Brian R. Murphy
McCurdy, Renee R (RENEE)	Active-Corporate-Associate	Pickens	Tiffany Mullinax
McKee, Jordin (JORDIN)	Active	Greenville	Ryan Thackray
McKenzie, Brittany (BRITTANY)	Active	Greenville	Jane B. Dyer
McMullen, Danny D (DANNY)	Active	Easley	Kim Valentin
Patterson, Russell G. (RUSSELL)	Active	Easley	
Sackmann, Diane J (DIANE)	Active	Emerald City	Maggie A. McMahon
Sellers, John C. III (TRIPP)	Active	Greenville City Center	J. Michael Taylor/ Mark Peters
Simmons, James (JIM)	Active	Clemson-Calhoun	
Spencer, Hillary (HILLARY)	Active	Greenville	Jane B. Dyer
Stewart, Jennifer (JENNIFER)	Active	Anderson	
Stockwell, Frannie (FRANNIE)	Active	Gaffney	
Washington, Danielle (DANIELLE)	Active	Rock Hill	Penny Pratt
Wilson, Jacquelyn (JACQUIE)	Active	Clemson-Calhoun	
Wilson, Jaime (JAIME)	Active	Anderson	
Zurawski, Krista (KRISTA)	Active	Fort Mill	Kristy Spears/ Michele Branning

December: 29 New Members | 25 Terminated Members (0 deceased)

Deadline for April newsletter is Mar. 25

Send items to newsletter editor Sue Poss, editor@rotary7750.org.

Articles received after March 25 will be used in May.

Membership Recruitment and Attrition Chart 1/25/2020

			Over				OK		
			At				New Needed		
			Under						
Club	Goal	Current Membership	Over/Under Goal	Annual Avg. Attrition	Attrition to Date	Attrition to Go	New Members to Reach Goal	Net Gain/Loss YTD	New Members YTD
Abbeville	61	52	-9	7	4	3	12	0	4
Aiken	187	188	1	25	10	15	14	7	17
Aiken Sunrise	40	35	-5	7	2	5	10	1	3
Anderson	83	74	-9	15	3	12	21	2	5
Batesburg-Leesville	16	13	-3	2	1	1	4	-1	0
Blacksburg	20	17	-3	2	1	1	4	0	1
Chester	54	58	4	6	2	4	0	3	5
Clemson	99	96	-3	9	0	9	12	6	6
Clemson-Calhoun	37	37	0	4	2	2	2	3	5
Clinton	34	38	4	4	0	4	0	7	7
Clover	30	25	-5	3	2	1	6	-2	0
Easley	70	64	-6	6	2	4	10	4	6
E-Club of The Carolinas	33	27	-6	9	4	5	11	-1	3
Emerald City (Greenwood)	75	64	-11	7	7	0	11	-5	2
Fort Mill	85	86	1	15	8	7	6	4	12
Fountain Inn	28	29	1	3	2	1	0	2	4
Gaffney	85	74	-11	12	6	6	17	-2	4
Golden Strip Sunrise, (Mauldin)	16	14	-2	2	0	2	4	0	0
Greater Anderson	83	71	-12	9	6	3	15	-1	5
Greenville	287	252	-35	46	31	15	50	-16	15
Greenville Breakfast	19	13	-6	6	0	6	12	2	2
Greenville City Center	62	59	-3	6	9	0	3	2	11
Greenwood	130	115	-15	18	10	8	23	0	10
Indian Land	30	20	-10	8	0	8	18	0	0
Indian Land Lunch	23	23	0	2	2	0	0	3	5
Inman	25	22	-3	3	2	1	4	0	2
Lake Wylie	27	26	-1	4	0	4	5	1	1
Lancaster	72	67	-5	7	0	7	12	2	2
Lancaster Breakfast	60	55	-5	10	2	8	13	2	4
Laurens	62	58	-4	9	0	9	13	2	2
Mauldin	28	25	-3	6	0	6	9	0	0
Newberry	83	76	-7	8	4	4	11	-2	2
North Augusta	30	27	-3	3	0	3	6	1	1
North Spartanburg	48	38	-10	7	2	5	15	-1	1
Pickens	48	41	-7	5	4	1	8	-3	1
Pleasantburg (Greenville)	49	45	-4	5	2	3	7	1	3
Rock Hill	100	64	-36	20	6	14	50	0	6
Seneca	50	41	-9	5	3	2	11	-2	1
Seneca Golden Corner	27	21	-6	3	3	0	6	-3	0
Simpsonville	50	40	-10	11	5	6	16	-1	4
Spartanburg	210	194	-16	20	11	9	25	-3	8
Spartan West (Spartanburg)	37	31	-6	4	6	0	6	-4	2
The Foothills, Travelers Res	14	10	-4	4	3	1	5	-2	1
the Reedy River Greenville	42	38	-4	12	4	8	12	1	5
Twin City of Batesburg-Lees	23	20	-3	2	1	1	4	0	1
Union	49	45	-4	5	2	3	7	-2	0
Walhalla	38	27	-11	4	6	0	11	-6	0
Westminster	37	31	-6	8	0	8	14	1	1
Winnsboro	30	30	0	5	3	2	2	0	3
York	35	30	-5	7	3	4	9	-2	1
Totals	2961	2646	-315	410	186	231	546	-2	184
					45.3%		Net Positive	21	
								Zero New	12
								1 New	10

**Rotary District 7750
Membership Gain & Rotary Foundation
Monthly Progress Report
February 28, 2020**

A r e a	Club	7/1/2020 Member Goal	Current Members 2-28-20	Member Gain 2-28-20	Members 7/1/19	AF Actual 2018-19	AF Goal 2019-20	AF Goal Shortfall vs. LY	% AF Goal Achieved 2019-20	AF Per Capita 2019-20	AF Month	AF YTD 2019-20	Polio Actual 2019-20	Polio YTD 2019-20	Polio Per Capita 2019-20	Polio Goal 2019- 20	Polio % of Goal
1	Anderson	83	75	3	72	24,372	\$11,250	\$13,122	52.9%	\$83	\$0	\$5,955	\$4,404	\$1,755	\$24	\$3,750	46.8%
1	Clemson	99	95	5	90	17,479	\$15,295	\$2,184	34.0%	\$58	\$1,292	\$5,206	\$4,570	\$4,360	\$48	\$3,230	135.0%
1	Clemson-Calhoun	37	37	3	34	5,861	\$4,350	\$1,511	75.8%	\$97	\$1,152	\$3,297	\$1,703	\$2,190	\$64	\$2,550	85.9%
1	Greater Anderson	83	71	-1	72	42,665	\$15,600	\$27,065	44.1%	\$96	\$170	\$6,885	\$4,982	\$1,188	\$17	\$3,900	30.5%
A-1 AG Tricia McDougald		302	278	10	268	90,377	\$46,495	\$43,882	45.9%	\$80	\$2,614	\$21,343	\$15,659	\$9,493	\$35	\$13,430	70.7%
2	Seneca	50	41	-2	43	7,480	\$8,000		59.8%	\$111	\$169	\$4,783	\$1,020	\$700	\$16	\$1,000	70.0%
2	Seneca Golden Corner	27	22	-2	24	1,490	\$4,200		6.5%	\$11	\$0	\$275	\$672	\$208	\$9	\$1,500	13.8%
2	Walhalla	38	27	-6	33	3,200	\$4,000		5.7%	\$7	\$0	\$227	\$58	\$0	\$0	\$500	0.0%
2	Westminster	37	31	1	30	4,568	\$5,775		60.3%	\$116	\$85	\$3,480	\$250	\$250	\$8	\$2,145	11.7%
A-2 AG Jack Aden		152	121	-9	130	16,738	\$21,975		39.9%	\$67	\$254	\$8,765	\$2,000	\$1,158	\$9	\$5,145	22.5%
3	Greenville	287	251	-17	268	55,497	\$55,000	\$497	82.0%	\$168	\$15,275	\$45,123	\$5,900	\$6,605	\$25	\$8,000	82.6%
3	Greenville Breakfast	19	12	1	11	1,920	\$175	\$1,745	900.0%	\$143	\$500	\$1,575	\$275	\$220	\$20	\$50	440.0%
3	Greenville City Center	62	58	1	57	4,874	\$6,480		37.3%	\$42	\$300	\$2,417	-\$560	\$945	\$17	\$2,700	35.0%
3	Pleasantburg	49	44	0	44	11,419	\$9,416	\$2,003	86.9%	\$186	\$169	\$8,180	\$6,257	\$7,300	\$166	\$6,258	116.7%
A-3 AG Mike Taylor		417	365	-15	380	73,710	\$71,071	\$2,639	80.6%	\$151	\$16,244	\$57,295	\$11,872	\$15,070	\$40	\$17,008	88.6%
4	Inman	25	22	0	22	2,300	\$2,200	\$100	52.3%	\$52	\$0	\$1,150	\$50	\$0	\$0	\$550	0.0%
4	North Spartanburg	48	37	-2	39	5,138	\$5,600		50.0%	\$72	\$0	\$2,800	\$2,100	\$595	\$15	\$2,775	21.4%
4	Spartan West	37	30	-5	35	6,911	\$5,775	\$1,136	6.1%	\$10	\$0	\$350	\$500	\$65	\$2	\$1,650	3.9%
4	Spartanburg	210	194	-3	197	1,170	\$6,000		36.3%	\$11	\$10	\$2,180	\$14,425	\$0	\$0	\$10,000	0.0%
A-4 AG Marc White		320	283	-10	293	15,519	\$19,575		33.1%	\$22	\$10	\$6,480	\$17,075	\$660	\$2	\$14,975	4.4%
5	Blacksburg	20	17	0	17	775	\$1,037		111.9%	\$68	\$0	\$1,160	\$880	\$100	\$6	\$1,020	9.8%
5	Clover	30	25	-2	27	2,625	\$4,480		24.6%	\$41	\$0	\$1,100	\$4,792	\$2,532	\$94	\$5,824	43.5%
5	Gaffney	85	75	-1	76	7,336	\$9,340		14.2%	\$18	\$540	\$1,330	\$1,480	\$546	\$7	\$1,875	29.1%
5	York	35	31	-1	32	9,879	\$10,146		65.5%	\$208	\$0	\$6,646	\$2,135	\$2,120	\$66	\$2,090	101.4%
A-5 AG Babette Sabia		170	148	-4	152	20,615	\$25,003		40.9%	\$67	\$540	\$10,236	\$9,287	\$5,298	\$35	\$10,809	49.0%
6	Fort Mill	85	88	6	82	15,092	\$20,500		103.3%	\$258	\$195	\$21,181	\$100	\$2,100	\$26	\$2,000	105.0%
6	Indian Land	30	19	-1	20	4,995	\$4,536	\$459	26.5%	\$60	\$0	\$1,200	\$765	\$250	\$13	\$1,161	21.5%
6	Indian Land Lunch	2961	2637	0	20	50	\$3,000		66.5%	\$100	\$20	\$1,995	\$50	\$0	\$0	\$500	0.0%
6	Lake Wylie	27	26	1	25	3,616	\$3,800		52.8%	\$80	\$205	\$2,005	\$586	\$1,191	\$48	\$910	130.9%
6	Rock Hill	100	65	1	64	3,627	\$9,600		15.1%	\$23	\$1,000	\$1,450	\$2,400	\$1,174	\$18	\$1,600	73.4%
A-6 AG Lindsay Walker		3,203	2,835	7	211	27,379	\$41,436		67.2%	\$132	\$1,420	\$27,831	\$3,901	\$4,715	\$22	\$6,171	76.4%

A r e a	Club	7/1/2020 Member Goal	Current Members 2-28-20	Member Gain 2-28-20	Members 7/1/19	AF Actual 2018-19	AF Goal 2019-20	AF Goal Shortfall vs. LY	% AF Goal Achieved 2019-20	AFPer Capita 2019-20	AF Month	AF YTD 2019-20	Polio Actual 2019-20	Polio YTD 2019-20	Polio Per Capita 2019-20	Polio Goal 2019- 20	Polio % of Goal
7	Chester	54	58	3	55	3,015	\$6,450		7.4%	\$9	\$0	\$475	\$2,780	\$2,940	\$53	\$3,900	75.4%
7	Lancaster	72	66	1	65	4,217	\$3,808	\$409	34.3%	\$20	\$0	\$1,307	\$3,675	\$4,427	\$68	\$1,700	260.4%
7	Lancaster Breakfast	60	55	2	53	5,125	\$5,060	\$65	16.3%	\$16	\$25	\$825	\$1,286	\$600	\$11	\$825	72.7%
7	Winnsboro	30	30	0	30	1,450	\$1,000	\$450	100.0%	\$33	\$0	\$1,000	\$300	\$0	\$0	\$250	0.0%
	A-7 AG Joyce Morin	216	209	6	203	13,807	\$16,318		22.1%	\$18	\$25	\$3,607	\$8,041	\$7,967	\$39	\$6,675	119.3%
8	Aiken	187	189	8	181	25,370	\$22,875	\$2,495	50.7%	\$64	\$85	\$11,600	\$5,536	\$0	\$0	\$5,490	0.0%
8	Aiken Sunrise	40	35	1	34	8,385	\$7,000	\$1,385	57.8%	\$119	\$175	\$4,045	\$1,510	\$960	\$28	\$2,400	40.0%
8	Batesburg-Leesville	16	13	-1	14	2,934	\$2,935		0.0%	\$0	\$0	\$0	\$2,202	\$650	\$46	\$3,500	18.6%
8	North Augusta	30	26	0	26	1,900	\$3,150		19.0%	\$23	\$0	\$600	\$695	\$700	\$27	\$1,050	66.7%
8	Twin City of Batesburg- Leesville	23	20	0	20	3,416	\$3,885		38.1%	\$74	\$100	\$1,482	\$1,050	\$0	\$0	\$1,050	0.0%
	A-8 AG Rysheeka Bush	296	283	8	275	42,005	\$39,845	\$2,160	44.5%	\$64	\$360	\$17,727	\$10,993	\$2,310	\$8	\$13,490	17.1%
9	Abbeville	61	48	-4	52	5,460	\$5,500		44.5%	\$47	\$0	\$2,450	\$150	\$0	\$0	\$1,000	0.0%
9	EClub of the Carolinas	33	27	-1	28	12,015	\$5,000	\$7,015	97.5%	\$174	\$285	\$4,873	\$3,775	\$1,180	\$42	\$1,000	118.0%
9	Emerald City	75	66	-3	69	33,000	\$28,000	\$5,000	53.8%	\$218	\$115	\$15,061	\$5,000	\$4,255	\$62	\$3,500	121.6%
9	Greenwood	130	115	0	115	47,410	\$20,125	\$27,285	295.9%	\$518	\$30	\$59,545	\$2,835	\$10,044	\$87	\$5,000	200.9%
	A-9 AG Stephen Baggett	299	256	-8	264	97,885	\$58,625	\$39,260	139.8%	\$310	\$430	\$81,929	\$11,760	\$15,479	\$59	\$10,500	147.4%
10	Clinton	34	38	7	31	2,430	\$4,000		38.8%	\$50	\$0	\$1,550	\$50	\$600	\$19	\$1,000	60.0%
10	Laurens	62	59	3	56	5,875	\$7,000		41.4%	\$52	\$0	\$2,900	\$2,856	\$272	\$5	\$1,500	18.1%
10	Newberry	83	75	-3	78	33,410	\$18,000	\$15,410	81.5%	\$188	\$150	\$14,675	\$5,103	\$3,238	\$42	\$3,500	92.5%
10	Union	49	44	-3	47	6,608	\$7,536		30.2%	\$48	\$0	\$2,275	\$6,133	\$2,275	\$48	\$2,496	91.1%
	A-10 AG Michael Seymour	228	216	4	212	48,323	\$36,536	\$11,787	58.6%	\$101	\$150	\$21,400	\$14,142	\$6,385	\$30	\$8,496	75.2%
11	Fountain Inn	28	30	3	27	4,040	\$1,800	\$2,240	120.0%	\$80	\$20	\$2,160	\$369	\$1,000	\$37	\$600	166.7%
11	Golden Strip Sunrise	16	14	0	14	2,800	\$1,500	\$1,300	20.0%	\$21	\$25	\$300	\$2,425	\$0	\$0	\$500	0.0%
11	Mauldin	28	22	-3	25	225	\$5,850		0.0%	\$0	\$0	\$0	\$50	\$0	\$0	\$3,900	0.0%
11	Simpsonville	50	40	-1	41	6,471	\$6,765		38.1%	\$63	\$85	\$2,578	\$1,036	\$613	\$15	\$2,000	30.7%
	A-11 AG Lisa Forrester	122	106	-1	107	13,536	\$15,915		31.7%	\$47	\$130	\$5,038	\$3,880	\$1,613	\$15	\$7,000	23.0%
12	Easley	70	62	2	60	5,575	\$9,000		49.4%	\$74	\$0	\$4,450	\$2,250	\$0	\$0	\$1,000	0.0%
12	The Reedy River	42	40	3	36	19,420	\$22,040		20.3%	\$125	\$85	\$4,483	\$3,000	\$870	\$24	\$6,270	13.9%
12	Pickens	48	40	-4	44	4,405	\$5,400		41.7%	\$51	\$0	\$2,250	\$1,760	\$200	\$5	\$2,025	9.9%
12	The Foothills, TR	14	10	-2	12	2,950	\$1,860	\$1,090	0.0%	\$0	\$0	\$0	\$100	\$20	\$2	\$600	3.3%
	A-12 AG Karen Culley	174	152	-1	152	32,350	\$38,300		29.2%	\$74	\$85	\$11,183	\$7,110	\$1,090	\$7	\$9,895	11.0%
District 7750						3,650					\$0	\$0	\$2,000	\$0			
	Totals	5899	5,252	-13	2,647	495,894	\$431,094	\$64,800	63.3%	\$103	\$22,263	\$272,834	\$117,720	\$71,237	\$27	\$123,594	57.6%

Area Summary

	7/1/2020 Member Goal	Current Members 2-28-20	Member Gain 2-28-20	Members 7/1/19	AF Actual 2018-19	AF Goal 2019-20	AF Goal Shortfall vs. LY	% AF Goal Achieved 2019-20	AFPer Capita 2019-20	AF Month	AF YTD 2019-20	Polio Actual 2019-20	Polio YTD 2019-20	Polio Per Capita 2019-20	Polio Goal 2019- 20	Polio % of Goal
A-1 AG Tricia McDougald	302	278	10	268	90,377	\$46,495	\$43,882	45.9%	\$80	\$2,614	\$21,343	\$15,659	\$9,493	\$35	\$13,430	70.7%
A-2 AG Jack Aden	152	121	-9	130	16,738	\$21,975		39.9%	\$67	\$254	\$8,765	\$2,000	\$1,158	\$9	\$5,145	22.5%
A-3 AG Mike Taylor	417	365	-15	380	73,710	\$71,071	\$2,639	80.6%	\$151	\$16,244	\$57,295	\$11,872	\$15,070	\$40	\$17,008	88.6%
A-4 AG Marc White	320	283	-10	293	15,519	\$19,575		33.1%	\$22	\$10	\$6,480	\$17,075	\$660	\$2	\$14,975	4.4%
A-5 AG Babette Sabia	170	148	-4	152	20,615	\$25,003		40.9%	\$67	\$540	\$10,236	\$9,287	\$5,298	\$35	\$10,809	49.0%
A-6 AG Lindsay Walker	3203	2835	7	211	27,379	\$41,436		67.2%	\$132	\$1,420	\$27,831	\$3,901	\$4,715	\$22	\$6,171	76.4%
A-7 AG Joyce Morin	216	209	6	203	13,807	\$16,318		22.1%	\$18	\$25	\$3,607	\$8,041	\$7,967	\$39	\$6,675	119.3%
A-8 AG Rysheeka Bush	296	283	8	275	42,005	\$39,845	\$2,160	44.5%	\$64	\$360	\$17,727	\$10,993	\$2,310	\$8	\$13,490	17.1%
A-9 AG Stephen Baggett	299	256	-8	264	97,885	\$58,625	\$39,260	139.8%	\$310	\$430	\$81,929	\$11,760	\$15,479	\$59	\$10,500	147.4%
A-10 AG Michael Seymour	228	216	4	212	48,323	\$36,536	\$11,787	58.6%	\$101	\$150	\$21,400	\$14,142	\$6,385	\$30	\$8,496	75.2%
A-11 AG Lisa Forrester	122	106	-1	107	13,536	\$15,915		31.7%	\$47	\$130	\$5,038	\$3,880	\$1,613	\$15	\$7,000	23.0%
A-12 AG Karen Culley	174	152	-1	152	32,350	\$38,300		29.2%	\$74	\$85	\$11,183	\$7,110	\$1,090	\$7	\$9,895	11.0%
Totals	5899	5252	-13	2,647	492,244	431,094	\$99,727	63.3%	\$103	\$22,263	\$272,834	\$115,720	\$71,237	\$27	\$123,594	57.6%

Top Giving Clubs (Annual Fund)

Top Clubs by % of AF Goal Achieved

1	Greenville Breakfast	900%
2	Greenwood	296%
3	Fountain Inn	120%
4	Blacksburg	112%
5	Fort Mill	103%

Top Clubs by AF Per Capita

1	Greenwood	\$517.78
2	Fort Mill	\$258.31
3	Emerald City	\$218.28
4	York	\$207.69
5	Newberry	\$188.14

Top Clubs by Total AF Giving

1	Greenwood	\$59,545
2	Greenville	\$45,123
3	Fort Mill	\$21,181
4	Emerald City	\$15,061
5	Newberry	\$14,675

Top Giving Clubs (Polio)

Top Clubs by % of Polio Goal Achieved

1	Greenville Breakfast	440%
2	Lancaster	260%
3	Greenwood	201%
4	Fountain Inn	167%
5	Clemson	135%

Top Clubs by Total Polio Giving

1	Greenwood	\$10,044
2	Pleasantburg	\$7,300
3	Greenville	\$6,605
4	Lancaster	\$4,427
5	Clemson	\$4,360

District Statistics

6 Clubs hav Clubs have achieved 100% of their AF Goal

11 Clubs hav Clubs have achieved 75% of their AF Goal

13 Clubs hav Clubs have achieved 100% of their Polio Goal

8 Clubs are Clubs are over \$150 AF Per Capita

13 Clubs are Clubs are over \$100 AF Per Capita

0 Clubs hav Clubs have given \$5 Total to the AF (Zero Giving)

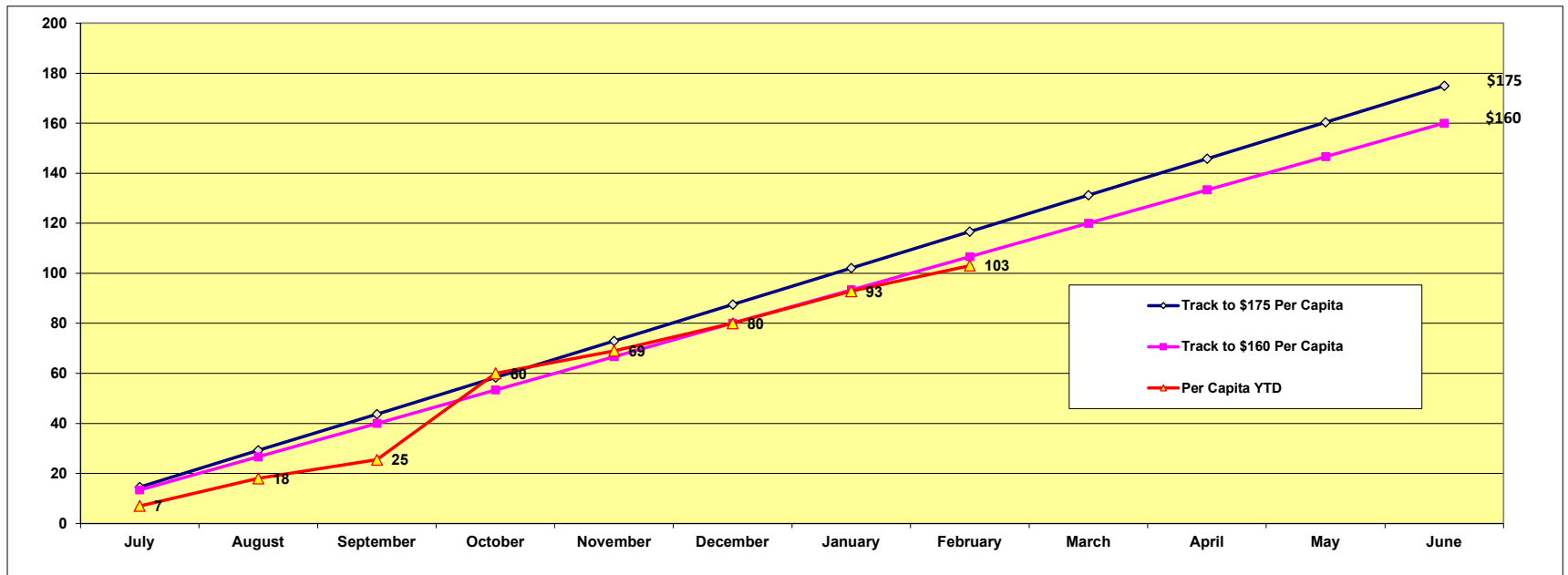
0 Clubs hav Clubs have given \$5 Total to Polio (Zero Giving)

1 Areas hav Areas have achieved 100% of their AF Goal

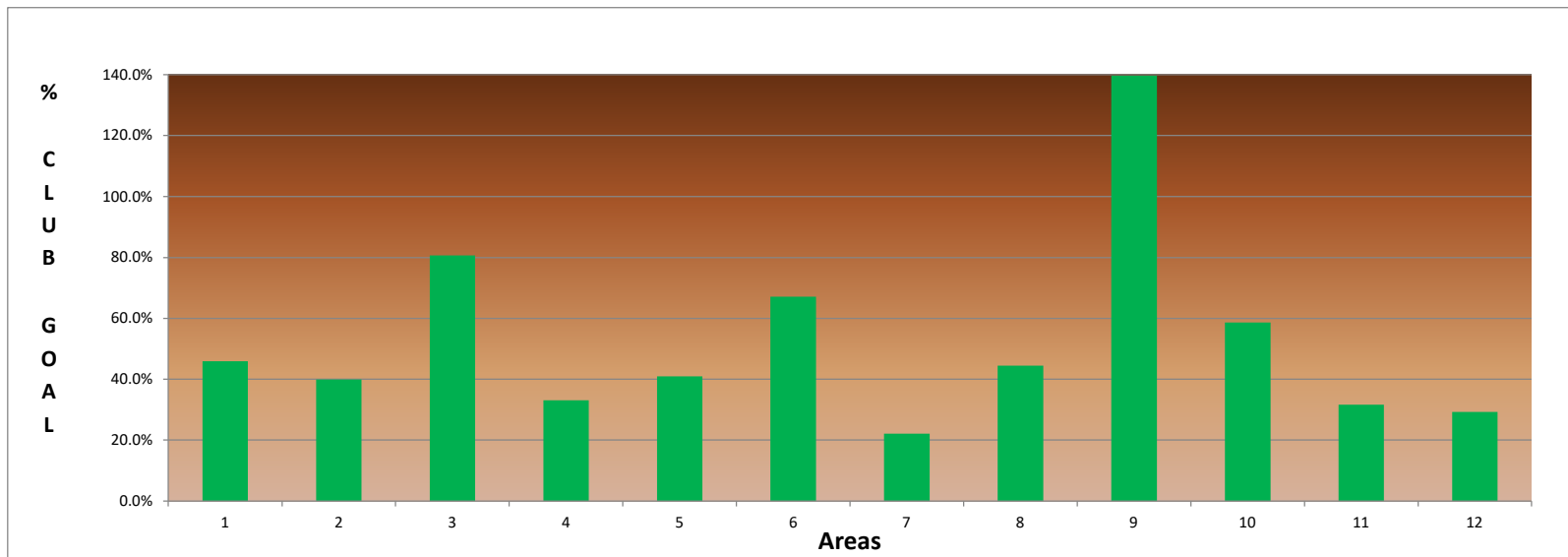
2 Areas hav Areas have achieved 75% of their AF Goal

1 Areas are Areas are over \$200 AF Per Capita

4 Areas are Areas are over \$100 AF Per Capita

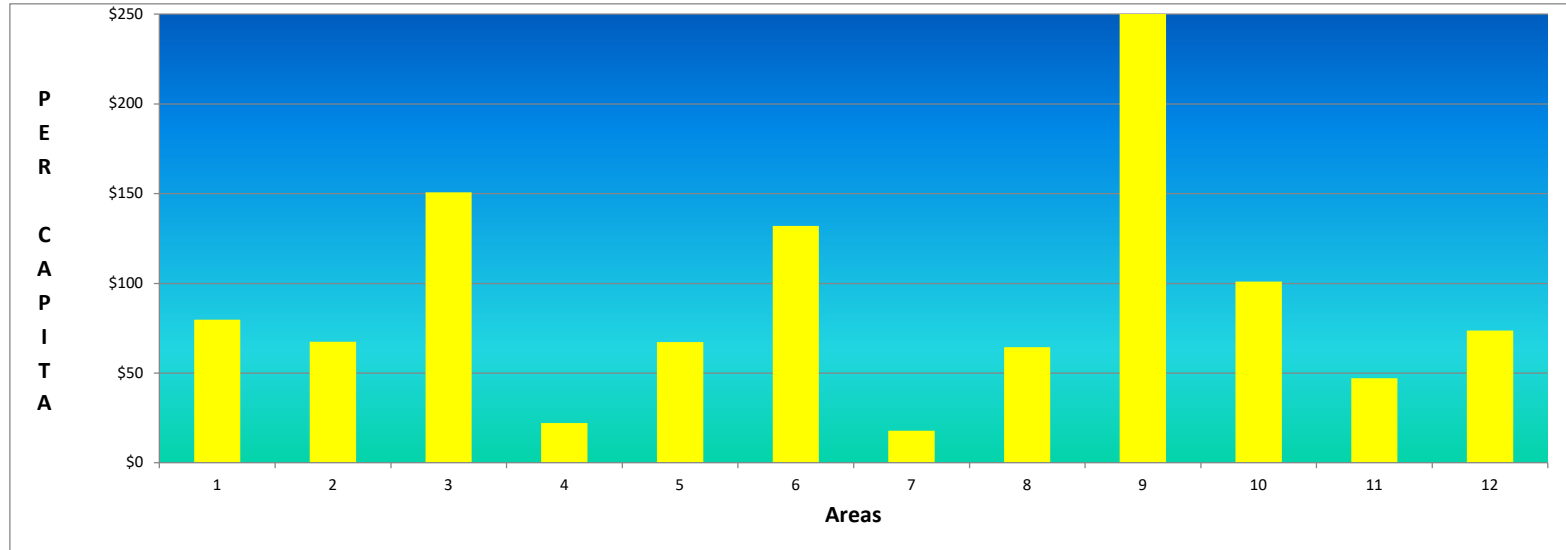


% of Club AF Goal Achieved - By Area



AF Per Capita - By Area

Goal is \$175



All Clubs Ranked by % of AF Goal Achieved

1	Greenville Breakfast	900%
2	Greenwood	296%
3	Fountain Inn	120%
4	Blacksburg	112%
5	Fort Mill	103%
6	Winnsboro	100%
7	EClub of the Carolinas	97%
8	Pleasantburg	87%
9	Greenville	82%
10	Newberry	82%
11	Clemson-Calhoun	76%
12	Indian Land Lunch	67%
13	York	66%
14	Westminster	60%
15	Seneca	60%
16	Aiken Sunrise	58%
17	Emerald City	54%
18	Anderson	53%
19	Lake Wylie	53%
20	Inman	52%
21	Aiken	51%
22	North Spartanburg	50%
23	Easley	49%
24	Abbeville	45%
25	Greater Anderson	44%
26	Pickens	42%
27	Laurens	41%
28	Clinton	39%
29	Twin City of Batesburg-Leesville	38%
30	Simpsonville	38%

All Clubs Ranked by % of Polio Goal Achieved

1	Greenville Breakfast	440%
2	Lancaster	260%
3	Greenwood	201%
4	Fountain Inn	167%
5	Clemson	135%
6	Lake Wylie	131%
7	Emerald City	122%
8	EClub of the Carolinas	118%
9	Pleasantburg	117%
10	Fort Mill	105%
11	York	101%
12	Newberry	93%
13	Union	91%
14	Clemson-Calhoun	86%
15	Greenville	83%
16	Chester	75%
17	Rock Hill	73%
18	Lancaster Breakfast	73%
19	Seneca	70%
20	North Augusta	67%
21	Clinton	60%
22	Anderson	47%
23	Clover	43%
24	Aiken Sunrise	40%
25	Greenville City Center	35%
26	Simpsonville	31%
27	Greater Anderson	30%
28	Gaffney	29%
29	Indian Land	22%
30	North Spartanburg	21%

31	Greenville City Center	37%
32	Spartanburg	36%
33	Lancaster	34%
34	Clemson	34%
35	Union	30%
36	Indian Land	26%
37	Clover	25%
38	The Reedy River	20%
39	Golden Strip Sunrise	20%
40	North Augusta	19%
41	Lancaster Breakfast	16%
42	Rock Hill	15%
43	Gaffney	14%
44	Chester	7%
45	Seneca Golden Corner	7%
46	Spartan West	6%
47	Walhalla	6%
48		0%
49		0%
50		0%

31	Batesburg-Leesville	19%
32	Laurens	18%
33	The Reedy River	14%
34	Seneca Golden Corner	14%
35	Westminster	12%
36	Pickens	10%
37	Blacksburg	10%
38	Spartan West	4%
39	The Foothills, TR	3%
40		0%
41		0%
42		0%
43		0%
44		0%
45		0%
46		0%
47		0%
48		0%
49		0%
50		0%

All Clubs Ranked by AF Per Capita

1	Greenwood	\$517.78
2	Fort Mill	\$258.31
3	Emerald City	\$218.28
4	York	\$207.69
5	Newberry	\$188.14
6	Pleasantburg	\$185.91
7	EClub of the Carolinas	\$174.02
8	Greenville	\$168.37
9	Greenville Breakfast	\$143.18
10	The Reedy River	\$124.53
11	Aiken Sunrise	\$118.97
12	Westminster	\$116.00
13	Seneca	\$111.23
14	Indian Land Lunch	\$99.75
15	Clemson-Calhoun	\$96.98
16	Greater Anderson	\$95.63
17	Anderson	\$82.71
18	Lake Wylie	\$80.20
19	Fountain Inn	\$80.00
20	Easley	\$74.17
21	Twin City of Batesburg-Leesville	\$74.10
22	North Spartanburg	\$71.79
23	Blacksburg	\$68.24
24	Aiken	\$64.09
25	Simpsonville	\$62.88
26	Indian Land	\$60.00
27	Clemson	\$57.84
28	Inman	\$52.27
29	Laurens	\$51.79
30	Pickens	\$51.14
31	Clinton	\$50.00
32	Union	\$48.40
33	Abbeville	\$47.12

All Clubs Ranked by Polio Per Capita

1	Pleasantburg	\$165.91
2	Clover	\$93.77
3	Greenwood	\$87.34
4	Lancaster	\$68.10
5	York	\$66.25
6	Clemson-Calhoun	\$64.41
7	Emerald City	\$61.67
8	Chester	\$53.45
9	Clemson	\$48.44
10	Union	\$48.40
11	Lake Wylie	\$47.64
12	Batesburg-Leesville	\$46.43
13	EClub of the Carolinas	\$42.14
14	Newberry	\$41.52
15	Fountain Inn	\$37.04
16	Aiken Sunrise	\$28.24
17	North Augusta	\$26.92
18	Fort Mill	\$25.61
19	Greenville	\$24.65
20	Anderson	\$24.38
21	The Reedy River	\$24.17
22	Greenville Breakfast	\$20.00
23	Clinton	\$19.35
24	Rock Hill	\$18.34
25	Greenville City Center	\$16.58
26	Greater Anderson	\$16.50
27	Seneca	\$16.28
28	North Spartanburg	\$15.26
29	Simpsonville	\$14.95
30	Indian Land	\$12.50
31	Lancaster Breakfast	\$11.32
32	Seneca Golden Corner	\$8.65
33	Westminster	\$8.33

34	Greenville City Center	\$42.40
35	Clover	\$40.74
36	Winnsboro	\$33.33
37	North Augusta	\$23.08
38	Rock Hill	\$22.66
39	Golden Strip Sunrise	\$21.43
40	Lancaster	\$20.10
41	Gaffney	\$17.50
42	Lancaster Breakfast	\$15.57
43	Seneca Golden Corner	\$11.46
44	Spartanburg	\$11.07
45	Spartan West	\$10.00
46	Chester	\$8.64
47	Walhalla	\$6.88
48		\$0.00
49		\$0.00
50		\$0.00

34	Gaffney	\$7.18
35	Blacksburg	\$5.88
36	Laurens	\$4.85
37	Pickens	\$4.55
38	Spartan West	\$1.86
39	The Foothills, TR	\$1.67
40		\$0.00
41		\$0.00
42		\$0.00
43		\$0.00
44		\$0.00
45		\$0.00
46		\$0.00
47		\$0.00
48		\$0.00
49		\$0.00
50		\$0.00

All Clubs Ranked by Total AF Giving

1	Greenwood	\$59,545
2	Greenville	\$45,123
3	Fort Mill	\$21,181
4	Emerald City	\$15,061
5	Newberry	\$14,675
6	Aiken	\$11,600
7	Pleasantburg	\$8,180
8	Greater Anderson	\$6,885
9	York	\$6,646
10	Anderson	\$5,955
11	Clemson	\$5,206
12	EClub of the Carolinas	\$4,873
13	Seneca	\$4,783
14	The Reedy River	\$4,483
15	Easley	\$4,450
16	Aiken Sunrise	\$4,045
17	Westminster	\$3,480
18	Clemson-Calhoun	\$3,297
19	Laurens	\$2,900
20	North Spartanburg	\$2,800
21	Simpsonville	\$2,578
22	Abbeville	\$2,450
23	Greenville City Center	\$2,417
24	Union	\$2,275
25	Pickens	\$2,250
26	Spartanburg	\$2,180
27	Fountain Inn	\$2,160
28	Lake Wylie	\$2,005
29	Indian Land Lunch	\$1,995
30	Greenville Breakfast	\$1,575
31	Clinton	\$1,550
32	Twin City of Batesburg-Leesville	\$1,482

All Clubs Ranked by Total Polio Giving

1	Greenwood	\$10,044
2	Pleasantburg	\$7,300
3	Greenville	\$6,605
4	Lancaster	\$4,427
5	Clemson	\$4,360
6	Emerald City	\$4,255
7	Newberry	\$3,238
8	Chester	\$2,940
9	Clover	\$2,532
10	Union	\$2,275
11	Clemson-Calhoun	\$2,190
12	York	\$2,120
13	Fort Mill	\$2,100
14	Anderson	\$1,755
15	Lake Wylie	\$1,191
16	Greater Anderson	\$1,188
17	EClub of the Carolinas	\$1,180
18	Rock Hill	\$1,174
19	Fountain Inn	\$1,000
20	Aiken Sunrise	\$960
21	Greenville City Center	\$945
22	The Reedy River	\$870
23	Seneca	\$700
24	North Augusta	\$700
25	Batesburg-Leesville	\$650
26	Simpsonville	\$613
27	Lancaster Breakfast	\$600
28	Clinton	\$600
29	North Spartanburg	\$595
30	Gaffney	\$546
31	Laurens	\$272
32	Westminster	\$250

33	Rock Hill	\$1,450
34	Gaffney	\$1,330
35	Lancaster	\$1,307
36	Indian Land	\$1,200
37	Blacksburg	\$1,160
38	Inman	\$1,150
39	Clover	\$1,100
40	Winnsboro	\$1,000
41	Lancaster Breakfast	\$825
42	North Augusta	\$600
43	Chester	\$475
44	Spartan West	\$350
45	Golden Strip Sunrise	\$300
46	Seneca Golden Corner	\$275
47	Walhalla	\$227
48		\$0
49		\$0
50		\$0

33	Indian Land	\$250
34	Greenville Breakfast	\$220
35	Seneca Golden Corner	\$208
36	Pickens	\$200
37	Blacksburg	\$100
38	Spartan West	\$65
39	The Foothills, TR	\$20
40		\$0
41		\$0
42		\$0
43		\$0
44		\$0
45		\$0
46		\$0
47		\$0
48		\$0
49		\$0
50		\$0

All Areas Ranked by % of AF Goal Achieved

1	A-9 AG Stephen Baggett	139.8%
2	A-3 AG Mike Taylor	80.6%
3	A-6 AG Lindsay Walker	67.2%
4	A-10 AG Michael Seymour	58.6%
5	A-1 AG Tricia McDougald	45.9%
6	A-8 AG Rysheeka Bush	44.5%
7	A-5 AG Babette Sabia	40.9%
8	A-2 AG Jack Aden	39.9%
9	A-4 AG Marc White	33.1%
10	A-11 AG Lisa Forrester	31.7%
11	A-12 AG Karen Culley	29.2%
12	A-7 AG Joyce Morin	22.1%

All Areas Ranked by AF Per Capita

1	A-9 AG Stephen Baggett	\$310.34
2	A-3 AG Mike Taylor	\$150.78
3	A-6 AG Lindsay Walker	\$131.90
4	A-10 AG Michael Seymour	\$100.94
5	A-1 AG Tricia McDougald	\$79.64
6	A-12 AG Karen Culley	\$73.57
7	A-2 AG Jack Aden	\$67.42
8	A-5 AG Babette Sabia	\$67.34
9	A-8 AG Rysheeka Bush	\$64.46
10	A-11 AG Lisa Forrester	\$47.08
11	A-4 AG Marc White	\$22.12
12	A-7 AG Joyce Morin	\$17.77

All Areas Ranked by Total AF Giving

1	A-9 AG Stephen Baggett	\$81,929
2	A-3 AG Mike Taylor	\$57,295
3	A-6 AG Lindsay Walker	\$27,831
4	A-10 AG Michael Seymour	\$21,400
5	A-1 AG Tricia McDougald	\$21,343
6	A-8 AG Rysheeka Bush	\$17,727
7	A-12 AG Karen Culley	\$11,183
8	A-5 AG Babette Sabia	\$10,236
9	A-2 AG Jack Aden	\$8,765
10	A-4 AG Marc White	\$6,480
11	A-11 AG Lisa Forrester	\$5,038
12	A-7 AG Joyce Morin	\$3,607