



DISTRICT GOVERNOR ROB HANLEY  
Rotary Club of Greenville City Center  
864.325.9483  
dg2019@rotary7750.org



# 7750

ROTARY INTERNATIONAL

FEBRUARY 2020 ■ [WWW.ROTARY7750.ORG](http://WWW.ROTARY7750.ORG)

FEBRUARY: Peace and Conflict Prevention/  
Resolution Month

MARCH: Water and Sanitation Month

## CONNECTIONS

MAKE THE MONTH OF LOVE  
A MONTH OF FUN IN YOUR CLUB

BY DG ROB HANLEY

Rotary Club of Greenville City Center

February, the month of love. February is also the month in which we celebrate Rotary International's birthday. This year, February 23rd falls on Sunday. What a good day to have a Family of Rotary celebration in your community. Perhaps schedule a community service project, such as a meal event at a food bank. Why not clean up a local park and then have a picnic.

Clubs that do something to recognize Rotary's birthday will earn 10 points toward the Governor's Club of Excellence recognition (Publicizing the event earns an additional 5 points). So, celebrate Rotary's birthday.

February is Peacebuilding and Conflict Prevention Month on the Rotary calendar. If you have an interest in promoting peace, look into the Rotarian Action Group for Peace, <https://www.rotarianactiongroupforpeace.org/>. Consider offering a conflict prevention program to your Interact club. Schedule a club program on Rotary's peacebuilding and conflict prevention actions. Whatever you do, promote it through your social media connections (Facebook, Instagram, et al.). Remember, Rotarians played a key role in the founding of the United Nations and our organization is known for its peacebuilding programs.

February also has many fun celebrations. Here are a few:

Start the month off with National Eat Ice Cream for Breakfast Day (Feb. 1).

On Feb. 2 what will the ground hog predict? Feb. 2 is also National Hedgehog Day and National

Tater Tot Day (Try to invent a new way to serve Tater Tots).

Celebrate another sweet treat on National Frozen Yoghurt Day (Feb. 6) and then recognize a dentist who demonstrates vocational service by supporting the ADA's National Give Kids and Smile program, which kicks off on Feb. 7.

On Feb. 11, National Make a Friend Day, invite someone you hardly know to your club or a Discover Rotary event. Make a new friend; sponsor a new member; grow Rotary through a new connection.

Valentine's Day is also National Donor Day. Perhaps an organ donor recipient can speak to your club and encourage members to be organ donors. Remember, Rotarians have Heart.

Demonstrate Service Above Self on Feb. 17, Random Act of Kindness Day. It's surprising how a simple "Thank you," or "Have a great day," brightens someone's outlook.

Your four-legged canine friends take honors on National Walking the Dog Day (Feb 22) and National Dog Biscuit Day (Feb 23). Don't have a dog? Then volunteer at your local animal shelter and spend time with a dog (or cat) who could use some special attention.

Food is again on the calendar for National Chili Day (Feb 27). Here's a fun thing to do with your club, have a chili cook-off. Maybe you could work with a local meal distribution program and hold the chili cook-off at their digs and then share your cooking with the guests.

February is the month of love. Make it a month of Rotary fun by connecting February's special days to your Rotary experience.

## YORK'S DECEMBER POINSETTIA DRIVE HELPS SUPPORT SEVERAL PROJECTS



December rolled around with the York Rotary's annual poinsettia fund raiser. The club sold 266 plants with proceeds going toward the support of various community programs and projects (i.e. RYLA student sponsorship, Empty Stocking Fund, etc.).

## York recognizes several members at first meeting of year



Nellie Cloniger was inducted as a member of the York Club at the first meeting of the year. Nelle is serving Trinity United Methodist Church in York. That is president Ryan Blancke with Nellie.



Pamela DeLeBarre and Bill Hawley were recognized as a PHF+1.



Grier Sandifer was recognized as a PHF+3.



The 6th grade chorus from York Intermediate School performed for the York Club at one of its meetings in January.

This month we showcase another club that gets it. The Rotary Club of Clinton is on fire and has already pretty much assured itself of exceeding its membership goal. Read the article to learn how members of this club **made the club more attractive** and set it on a course of continued **sustained growth**.

# Great is an understatement: Several intentional changes and efforts have led to the change in Clinton's club culture

BY LACRESHA DOWDY & BOB LINK

Members, Rotary Club of Clinton

So, are you wondering what makes the Clinton Rotary Club so great? Well, we are too, although we think great is an understatement; we prefer terms like awesome and amazing. We know it may sound like we are bragging—because we sure are bragging on all our wonderful members who have worked really hard to increase our membership.

Not only did we exceed our goal, we have diversified our group as well, and that is an extra plus. We appreciate the dedication of the long-term members who have focused on bringing in a younger generation to offer different ideas and insight to the club. The new members, a majority of whom are women, offer a delightful point of view on the many things that are up and coming with our club.

Although the Clinton club has had women members for years, we, like many clubs, have been and continue to be mostly male. So to have so many females joining shows not only how our group is growing but also reflects how Rotary is growing as a whole. We are very proud to have some amazing women from all walks of life and ethnic groups. With so much diversity, we are sure to make a major splash in the coming year.

On July 1, 2018, our membership stood at 23 after a year of intentionally cleaning up our roster of folks who had lost interest and stopped coming. Rather than trying to re-recruit them, we realized that we needed a broader reach if our club was to survive. Today we stand at 39 members. We attribute our growth to a combination of good fortune and the following initiatives:

**1** We were fortunate to be able to relocate our meeting place to a private dining room at one of the local retirement communities. The outstanding food, convenience of parking, and an inviting setting

have helped make our time together much more pleasant. After all, you have to eat lunch on Tuesday somewhere – why not at Rotary.

**2** We adopted a unified monthly dues payment that covers dues, meals, and Paul Harris EREY payments. This has eliminated griping about being charged for meals when absent and philosophical objections to giving to the Foundation. The choice is now pay or don't join.

**3** We have adopted the district's "corporate" membership alternative and have three businesses, including the City of Clinton, who have two or three designated representatives who can attend if the primary member cannot.

**4** We have made an effort to get more representation from various departments of "institutional" members such as the college, the city, and the hospital, rather than just a single member.

**5** We try to keep our meetings lighthearted but informative – and we go easy on pushing the ever-changing RI and District agendas.

**6** And we have many members who intentionally invited and followed up with friends and business associates to interest them in our club.

Perhaps also we have just been fortunate enough to be in a time here in Clinton where the pendulum has swung back toward "joining" rather than being disengaged and isolated. Our small, formerly textile centered community is at risk every day, and our community knows that we need to come together to solve our problems and thrive. We believe that our club is a reflection of this urgency and tries to live into our motto – Service Above Self.

**Need more membership ideas? Contact**

PDG ED IRICK | D7750 Membership Chair

[DG2017@Rotary7750.org](mailto:DG2017@Rotary7750.org)






### GOLDEN CORNER LEARNS ABOUT TEEN PROGRAM

Cheryl Kubacz, right, chief executive officer for Foothills Care Center in Seneca, updated the Golden Corner Rotary Club on the center's programs for pregnant teens and women and efforts to involve men in creating healthy, secure families. The center also works with area adoption agencies. Also pictured is Golden Corner Rotarian Jill Dolly.

### CITY CENTER HEARS ABOUT LATINO COMMUNITY IN GREENVILLE

The Rotary Club of Greenville City Center hosted Mauldin Rotarian Wilfredo Leon for an encore conversation about the Latino community in Greenville county. Below: Fellowship with Wilfredo after the talk with members DG Rob Hanley, Jimmy Pruitt, Eddie Sternberg and David McMurray with back to camera.



## Get your ducks in a row for fellowship events in Hawaii

BY PDG BARBARA SHAYEB-HELOU

D7750 Fellowships Chair  
Rotary Club of the Foothills

International Fellowship of Convention Going Rotarians is a fun group of dedicated Rotarians who wish to promote Rotarians attending the annual Convention. They are an International group who share a common passion. Their goals include:

1. to further vocational development
2. an intent to make new friends worldwide
3. to have fun,
4. to explore new opportunities for service.

Google them to learn more and to join, In Honolulu they will have a lavish fellowship dinner.

Other Fellowships that may interest you are 1.

Music, 2. Motorcycling Fellowship, 3. Chess (play on line via e-mail), and the PDG Fellowship of past Governors who will be having a dinner in Honolulu June 5th prior to the opening of the Convention.

There is a Fellowship of Rotarian Doctors who volunteer around the globe. Traffic deaths around the world in developing countries are higher than the deaths of AIDS, malaria, and tuberculosis

Make sure to have your Ducks in a row prior to going to Hawaii and sign up for events that you would not want to miss.

It would be silly to travel that far and to miss out on something that would benefit you and enhance your knowledge base.



### MOVING FORWARD IN RLI

District RLI Chair Renee Stubb with Donny Crout, Jane Page Thompson, Jacqueline Holmes, Pete Crandall, Pamela Vaughn.

### RLI grads and new faculty recognized

Congratulations to our newest RLI Faculty and Graduates

Congratulations to Jacqueline Holmes, Rotary Club of Newberry and Jane Page Thompson, Rotary Club of Aiken, for completing the course to become a Facilitator for the Rotary Leadership Institute Mid- Atlantic Division. Look for Jackie and Jane to be sharing their passion for Rotary and leading RLI sessions in the near future.

Congratulations to our newest RLI Graduates. Pete Crandall, Spartan West, Danny Crout, North Spartanburg, and Pamela Vaughn, Greenwood. They are each returning to their clubs with new friends and knowledge and fresh ideas to lead their clubs.

### Find Your Passion in Rotary: Attend RLI

Join fellow Rotarians at the next Rotary Leadership Institute Workshops.

Our next district institutes will be Feb. 8 in Lancaster and Feb. 29, in Anderson. Lancaster will host Part 1 only. Anderson will be all three parts. Sessions begin at 9:00 and end at 3:00.

We will also have a special opportunity in Anderson this year for RLI graduates who wish to join the RLI Faculty as RLI Facilitators. Session from 9:00-4:00. Other opportunities for RLI in our area can be found on the RLI website: <http://www.rli33.org>.

Rotarians will have fun, make new friends, and enrich their passion for Rotary as they learn about our Rotary history, Foundation, and Service. You will return to your club with great ideas and renewed enthusiasm for serving your community and the world.

Contact Renee Stubbs, Rotary Leadership Institute District 7750 Chair for any questions about how to become involved in RLI.

**Come to RLI and get to know Rotary beyond your club**



## Rotarians invited to give blood to benefit Rotary Charities Feb 14-17

Open 7 a.m. -7 p.m. on weekdays; 7  
a.m.-5 p.m. on weekends

Rotarians can donate at

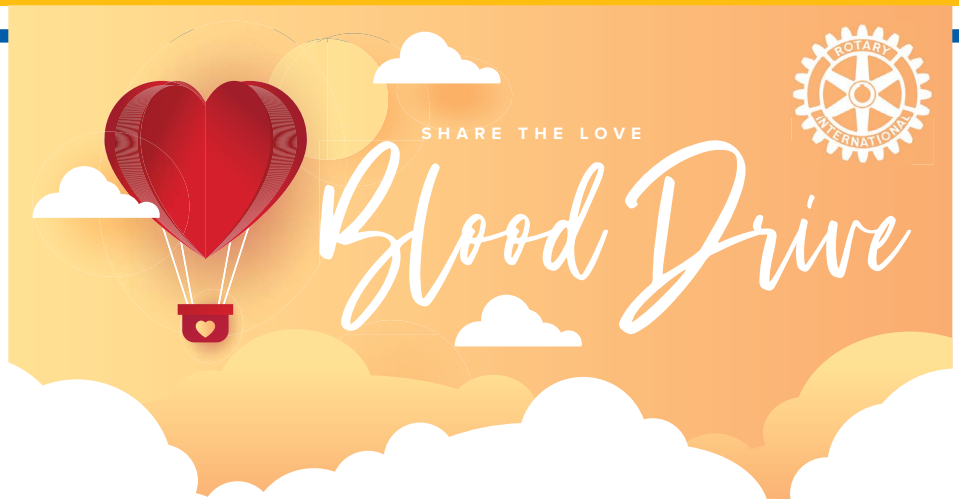
Greenville Donation Center: 435  
Woodruff Road

Easley Donation Center: 5116  
Calhoun Memorial Hwy

**Donors must let TBC staff  
know they are a Rotarian  
for their donation to count  
towards the promotion.**

**\$10** per donor will be given to  
Rotary Charities

Saturday, Feb 15th 8-10am – The  
Blood Connection will host a  
thank you celebration for Rotary  
members at the Greenville location.



## Greenville Rotary

Rotarians can donate at the Greenville Donation Center (435 Woodruff Road)  
or the Easley Donation Center (5116 Calhoun Memorial Hwy)

# February 14-17

**A \$10 DONATION** per donor will be donated to Rotary Charities. Spread the love  
by inviting your friends and family to donate with you!

### GREENVILLE CENTER

Scan to make  
an appointment!



or visit  
[donate.thebloodconnection.org](https://donate.thebloodconnection.org)

### EASLEY CENTER

Scan to make  
an appointment!



or visit  
[donate.thebloodconnection.org](https://donate.thebloodconnection.org)



**THE BLOOD  
CONNECTION**  
Your Community Blood Center



[thebloodconnection.org](https://thebloodconnection.org)

The Blood Connection is a non-profit organization. Blood can be donated every 56 days.  
Donors must be 16 years or older to donate. If you have recently donated, please share this  
information with a friend. TBC Donor ID Card (preferred) or photo ID required to donate.



## SERENA BOYD FIRST NEW 2020 MEMBER AT GREENVILLE CITY CENTER

The Rotary Club of  
Greenville City Center  
welcomed Serena Boyd  
as its first new member of  
2020.

AG Mike Taylor looks on  
as club President Mark  
Peters prepares to place  
the Rotary member pin on  
Serena.

## 2019-20 District 7750 Rotary Foundation Giving

THROUGH 1-25-20  
57.4% OF YEAR COMPLETED

|                              |                                 |
|------------------------------|---------------------------------|
| Annual Fund Goal             | \$ 431,094<br>(50 of 50 – 100%) |
| Annual Fund Total            | \$ 246,177<br>(57.1% goal)      |
| Annual Fund Per Capita       | \$ 92.97<br>(2648 members)      |
| Other Funds                  | \$ 250                          |
| Endowment Fund               | \$ 1,100                        |
| PolioPlus Goal               | \$ 123,594<br>(50 of 50 – 100%) |
| PolioPlus                    | \$ 66,964<br>(54.2% goal)       |
| Total Giving                 | \$ 314,491                      |
| \$0 AF Clubs                 | 3<br>(3 of 50 – 6%)             |
| \$0 Polio Clubs              | 11<br>(11 of 50 – 22%)          |
| DDF Transfer – Polio         | \$ 48,000                       |
| Major Gifts                  | 3                               |
| Major Donors                 | 5                               |
| Paul Harris Fellows          | 258                             |
| Bequest Society              | 1                               |
| Benefactors                  | 4                               |
| EREY                         | 1430<br>(2648 members – 54%)    |
| Sustaining Members           | 451<br>(2648 members – 17%)     |
| Paul Harris Society Eligible | 55<br>(113 members – 48.7%)     |
| Paul Harris Society Members  | 113<br>(Even for year)          |
| Rotary Direct                | 68<br>(-3 for year)             |
| <b>ALL-TIME FOR DISTRICT</b> |                                 |
| Paul Harris Fellows          | 5,303                           |
| Benefactors                  | 809                             |
| Bequest Society              | 99                              |
| Major Donors                 | 94                              |



### GOLDEN CORNER GETS ECONOMIC UPDATE FOR COUNTY

Annie Caggiano, center, executive director of the Oconee Economic Alliance, updated the Golden Corner Rotary Club on the alliance's efforts to expand the manufacturing profile and tax base of Oconee County. Caggiano noted that Horton Holdings' new plant is expected to begin operations this year and create 125 jobs that include the manufacturing of fans, fan drives and related components for trucks, buses and off-road vehicles. Those interested in positions with the firm can visit their home page. Also, work on the new Tri-County Technical College campus and high school vocational center in the Oconee Industrial and Technology Park is moving forward. Pictured from left, are Golden Corner Rotary Club president Cammie Kaiser, Annie, and Rotarian Don Estep.



### Rotary Opens Opportunities

#### PRESIDENTIAL THEME FOR 2020-21

announced by RI President Elect Holger Knaack  
at International Assembly in January.



## PLEASANTBURG WELCOMES NEW YOUTH EXCHANGE STUDENT FROM ZIMBABWE

The Rotary Club of Pleasantburg ended 2019 and began 2020 on a high note. The club's new inbound Youth Exchange student, Michelle Mawundura (second from left), arrived from Harare, Zimbabwe, at the end of December. She will be attending Greenville Tech Charter High School through the end of 2020. Michelle is seen with her host family, Brett, Cameron, and Shannon Owen. Missing from the family picture is Slate Owen, our outbound Youth Exchange student currently studying in France.



## YOUTH EXCHANGE STUDENT AT GREENVILLE CITY CENTER

Wade Hampton High School student Luis Balza from Venezuela holds his new friendship flag from the Rotary Club of Greenville City Center. He is pictured with his host parents, Tandy and David Taylor, and with DG Rob Hanley.



Brian Thomas, immediate past-president of Pleasantburg, was auctioneer at the Christmas Party.

## Pleasantburg ends 2019 with annual Christmas auction

BY LARRY LEE

Rotary Club of Pleasantburg

Our last meeting of 2019 was our fun and famous Christmas auction.

Members contributed a variety of auction items such as home-cooked gourmet dinners, artwork, hockey tickets, picnic baskets, gourmet meatloaf, a golf package, bottles of wine, and the list goes on and on.

Proceeds went to the Rotary Foundation, Meals on Wheels, and Miracle Hill. A large number of clothing items and toys were collected for Safe Harbor. Also, non-perishable food items were donated to our Interact club at St. Joseph's Catholic High School to support their Christmas service project.



## Membership Champions (21 new members and their sponsors in December)

| Member                            | Type   | Club                 | Sponsor                                   |
|-----------------------------------|--------|----------------------|---|
| Basavanahally, Shivakumar (SHIVA) | Active | Pleasantburg         | Susan Schirra Spencer                     |
| Cloninger, Nellie (NELLE)         | Active | York                 | Pamela DeLaBarre/<br>William E. Fischer   |
| Dupee, Susan (SUSAN)              | Active | Aiken                | William M. Benton                         |
| Fisher, Brett (BRETT)             | Active | Lancaster            | Sharon V. Teague                          |
| Flynn, John Kegan (KEGAN)         | Active | Inman                | Andrew McMillan                           |
|                                   |        |                      | Andrew McMillan                           |
| Fowler, Joshua (JOSH)             | Active | Greenville           | Mark Taylor/ David H. Bereskin            |
| Gary, Natalie (NATALIE)           | Active | Twin City e          | Delynn D. Barnes                          |
| Goodale, Stephanie (STEPHANIE)    | Active | Pleasantburg         | Laurence G. Lee                           |
| Hammond, Ross (ROSS)              | Active | Gaffney              |   |
| Horton, Daniel (DANIEL)           | Active | Reedy River          |   |
| Houseman, Christina (CHRISTINA)   | Active | Indian Land Lunch    |   |
| Johnson, Matthew C (MATTHEW)      | Active | Simpsonville         |   |
| Jones-Soderman, Jill (JILL)       | Active | Greenville           | Laurie Rovin                              |
| Kimbell, John Starr (JOHN )       | Active | Pleasantburg         | Susan Schirra Spencer/<br>Gary A. Goforth |
| Ledbetter, Gene (GENE)            | Active | York                 | James H. Hodnett                          |
| Lovelace, James Gregory (GREG)    | Active | Inman                | John M Hodge                              |
| Masiello, Kim (KIM)               | Active | Greenville           | Lisa B. Minnick/ James A. Kimbell III     |
| Murray, Edward (ED)               | Active | Laurens              | Scott Tollison                            |
| Putman, Rachel (RACHEL)           | Active | Greenville Breakfast | Alecia E. Brewster                        |
| Stockwell, Frannie (FRANNIE)      | Active | Gaffney              | James R. Cook III                         |
| Stockwell, Frannie (FRAN)         | Active | Blacksburg           | David Roark                               |

**December: 21 New Members | 39 Terminated Members (0 deceased)**

## Deadline for March newsletter is **Feb. 25**

Send items to newsletter editor Sue Poss, [editor@rotary7750.org](mailto:editor@rotary7750.org).

Articles received after Feb 25 will be used in April.

# Membership Recruitment and Attrition Chart 1/25/2020

|                                 |      |                    | Over<br>At<br>Under |                       |                   |                 | OK<br>New Needed          |                   |                 |
|---------------------------------|------|--------------------|---------------------|-----------------------|-------------------|-----------------|---------------------------|-------------------|-----------------|
| Club                            | Goal | Current Membership | Over/Under Goal     | Annual Avg. Attrition | Attrition to Date | Attrition to Go | New Members to Reach Goal | Net Gain/Loss YTD | New Members YTD |
| Abbeville                       | 61   | 52                 | -9                  | 7                     | 4                 | 3               | 12                        | 0                 | 4               |
| Aiken                           | 187  | 188                | 1                   | 25                    | 10                | 15              | 14                        | 7                 | 17              |
| Aiken Sunrise                   | 40   | 35                 | -5                  | 7                     | 2                 | 5               | 10                        | 1                 | 3               |
| Anderson                        | 83   | 74                 | -9                  | 15                    | 3                 | 12              | 21                        | 2                 | 5               |
| Batesburg-Leesville             | 16   | 13                 | -3                  | 2                     | 1                 | 1               | 4                         | -1                | 0               |
| Blacksburg                      | 20   | 17                 | -3                  | 2                     | 1                 | 1               | 4                         | 0                 | 1               |
| Chester                         | 54   | 58                 | 4                   | 6                     | 2                 | 4               | 0                         | 3                 | 5               |
| Clemson                         | 99   | 96                 | -3                  | 9                     | 0                 | 9               | 12                        | 6                 | 6               |
| Clemson-Calhoun                 | 37   | 37                 | 0                   | 4                     | 2                 | 2               | 2                         | 3                 | 5               |
| Clinton                         | 34   | 38                 | 4                   | 4                     | 0                 | 4               | 0                         | 7                 | 7               |
| Clover                          | 30   | 25                 | -5                  | 3                     | 2                 | 1               | 6                         | -2                | 0               |
| Easley                          | 70   | 64                 | -6                  | 6                     | 2                 | 4               | 10                        | 4                 | 6               |
| E-Club of The Carolinas         | 33   | 27                 | -6                  | 9                     | 4                 | 5               | 11                        | -1                | 3               |
| Emerald City (Greenwood)        | 75   | 64                 | -11                 | 7                     | 7                 | 0               | 11                        | -5                | 2               |
| Fort Mill                       | 85   | 86                 | 1                   | 15                    | 8                 | 7               | 6                         | 4                 | 12              |
| Fountain Inn                    | 28   | 29                 | 1                   | 3                     | 2                 | 1               | 0                         | 2                 | 4               |
| Gaffney                         | 85   | 74                 | -11                 | 12                    | 6                 | 6               | 17                        | -2                | 4               |
| Golden Strip Sunrise, (Mauldin) | 16   | 14                 | -2                  | 2                     | 0                 | 2               | 4                         | 0                 | 0               |
| Greater Anderson                | 83   | 71                 | -12                 | 9                     | 6                 | 3               | 15                        | -1                | 5               |
| Greenville                      | 287  | 252                | -35                 | 46                    | 31                | 15              | 50                        | -16               | 15              |
| Greenville Breakfast            | 19   | 13                 | -6                  | 6                     | 0                 | 6               | 12                        | 2                 | 2               |
| Greenville City Center          | 62   | 59                 | -3                  | 6                     | 9                 | 0               | 3                         | 2                 | 11              |
| Greenwood                       | 130  | 115                | -15                 | 18                    | 10                | 8               | 23                        | 0                 | 10              |
| Indian Land                     | 30   | 20                 | -10                 | 8                     | 0                 | 8               | 18                        | 0                 | 0               |
| Indian Land Lunch               | 23   | 23                 | 0                   | 2                     | 2                 | 0               | 0                         | 3                 | 5               |
| Inman                           | 25   | 22                 | -3                  | 3                     | 2                 | 1               | 4                         | 0                 | 2               |
| Lake Wylie                      | 27   | 26                 | -1                  | 4                     | 0                 | 4               | 5                         | 1                 | 1               |
| Lancaster                       | 72   | 67                 | -5                  | 7                     | 0                 | 7               | 12                        | 2                 | 2               |
| Lancaster Breakfast             | 60   | 55                 | -5                  | 10                    | 2                 | 8               | 13                        | 2                 | 4               |
| Laurens                         | 62   | 58                 | -4                  | 9                     | 0                 | 9               | 13                        | 2                 | 2               |
| Mauldin                         | 28   | 25                 | -3                  | 6                     | 0                 | 6               | 9                         | 0                 | 0               |
| Newberry                        | 83   | 76                 | -7                  | 8                     | 4                 | 4               | 11                        | -2                | 2               |
| North Augusta                   | 30   | 27                 | -3                  | 3                     | 0                 | 3               | 6                         | 1                 | 1               |
| North Spartanburg               | 48   | 38                 | -10                 | 7                     | 2                 | 5               | 15                        | -1                | 1               |
| Pickens                         | 48   | 41                 | -7                  | 5                     | 4                 | 1               | 8                         | -3                | 1               |
| Pleasantburg (Greenville)       | 49   | 45                 | -4                  | 5                     | 2                 | 3               | 7                         | 1                 | 3               |
| Rock Hill                       | 100  | 64                 | -36                 | 20                    | 6                 | 14              | 50                        | 0                 | 6               |
| Seneca                          | 50   | 41                 | -9                  | 5                     | 3                 | 2               | 11                        | -2                | 1               |
| Seneca Golden Corner            | 27   | 21                 | -6                  | 3                     | 3                 | 0               | 6                         | -3                | 0               |
| Simpsonville                    | 50   | 40                 | -10                 | 11                    | 5                 | 6               | 16                        | -1                | 4               |
| Spartanburg                     | 210  | 194                | -16                 | 20                    | 11                | 9               | 25                        | -3                | 8               |
| Spartan West (Spartanburg)      | 37   | 31                 | -6                  | 4                     | 6                 | 0               | 6                         | -4                | 2               |
| The Foothills, Travelers Res    | 14   | 10                 | -4                  | 4                     | 3                 | 1               | 5                         | -2                | 1               |
| the Reedy River Greenville      | 42   | 38                 | -4                  | 12                    | 4                 | 8               | 12                        | 1                 | 5               |
| Twin City of Batesburg-Lees     | 23   | 20                 | -3                  | 2                     | 1                 | 1               | 4                         | 0                 | 1               |
| Union                           | 49   | 45                 | -4                  | 5                     | 2                 | 3               | 7                         | -2                | 0               |
| Walhalla                        | 38   | 27                 | -11                 | 4                     | 6                 | 0               | 11                        | -6                | 0               |
| Westminster                     | 37   | 31                 | -6                  | 8                     | 0                 | 8               | 14                        | 1                 | 1               |
| Winnsboro                       | 30   | 30                 | 0                   | 5                     | 3                 | 2               | 2                         | 0                 | 3               |
| York                            | 35   | 30                 | -5                  | 7                     | 3                 | 4               | 9                         | -2                | 1               |
| Totals                          | 2961 | 2646               | -315                | 410                   | 186               | 231             | 546                       | -2                | 184             |
|                                 |      |                    |                     | 45.3%                 |                   | Net Positive    |                           | 21                |                 |
|                                 |      |                    |                     |                       |                   |                 |                           | Zero New          | 12              |
|                                 |      |                    |                     |                       |                   |                 |                           | 1 New             | 10              |



**Rotary District 7750  
Membership Gain & Rotary Foundation  
Monthly Progress Report  
January 25, 2020**

| A<br>r<br>e<br>a               | Club                   | 7/1/2020<br>Member<br>Goal | Current<br>Members<br>1-25-20 | Member<br>Gain<br>1-25-20 | Members<br>7/1/19 | AF<br>Actual<br>2018-19 | AF Goal<br>2019-20 | AF Goal<br>Shortfall<br>vs. LY | % AF Goal<br>Achieved<br>2019-20 | AF Per<br>Capita<br>2019-20 | AF<br>Month    | AF<br>YTD<br>2019-20 | Polio<br>Actual<br>2019-20 | Polio<br>YTD<br>2019-20 | Polio<br>Per Capita<br>2019-20 | Polio<br>Goal 2019-<br>20 | Polio<br>% of Goal |
|--------------------------------|------------------------|----------------------------|-------------------------------|---------------------------|-------------------|-------------------------|--------------------|--------------------------------|----------------------------------|-----------------------------|----------------|----------------------|----------------------------|-------------------------|--------------------------------|---------------------------|--------------------|
| 1                              | Anderson               | 83                         | 75                            | 3                         | 72                | 24,372                  | \$11,250           | \$13,122                       | 38.3%                            | \$60                        | \$0            | \$4,305              | \$4,404                    | \$930                   | \$13                           | \$3,750                   | 24.8%              |
| 1                              | Clemson                | 99                         | 96                            | 6                         | 90                | 17,479                  | \$15,295           | \$2,184                        | 25.2%                            | \$43                        | \$187          | \$3,859              | \$4,570                    | \$4,345                 | \$48                           | \$3,230                   | 134.5%             |
| 1                              | Clemson-Calhoun        | 37                         | 37                            | 3                         | 34                | 5,861                   | \$4,350            | \$1,511                        | 49.3%                            | \$63                        | \$85           | \$2,145              | \$1,703                    | \$2,080                 | \$61                           | \$2,550                   | 81.6%              |
| 1                              | Greater Anderson       | 83                         | 71                            | -1                        | 72                | 42,665                  | \$15,600           | \$27,065                       | 43.0%                            | \$93                        | \$170          | \$6,715              | \$4,982                    | \$1,188                 | \$17                           | \$3,900                   | 30.5%              |
| <b>A-1 AG Tricia McDougald</b> |                        | <b>302</b>                 | <b>279</b>                    | <b>11</b>                 | <b>268</b>        | <b>90,377</b>           | <b>\$46,495</b>    | <b>\$43,882</b>                | <b>36.6%</b>                     | <b>\$64</b>                 | <b>\$442</b>   | <b>\$17,024</b>      | <b>\$15,659</b>            | <b>\$8,543</b>          | <b>\$32</b>                    | <b>\$13,430</b>           | <b>63.6%</b>       |
| 2                              | Seneca                 | 50                         | 42                            | -1                        | 43                | 7,480                   | \$8,000            |                                | 57.7%                            | \$107                       | \$169          | \$4,614              | \$1,020                    | \$615                   | \$14                           | \$1,000                   | 61.5%              |
| 2                              | Seneca Golden Corner   | 27                         | 22                            | -2                        | 24                | 1,490                   | \$4,200            |                                | 6.5%                             | \$11                        | \$0            | \$275                | \$672                      | \$208                   | \$9                            | \$1,500                   | 13.8%              |
| 2                              | Walhalla               | 38                         | 27                            | -6                        | 33                | 3,200                   | \$4,000            |                                | 5.7%                             | \$7                         | \$0            | \$227                | \$58                       | \$0                     | \$0                            | \$500                     | 0.0%               |
| 2                              | Westminster            | 37                         | 31                            | 1                         | 30                | 4,568                   | \$5,775            |                                | 58.8%                            | \$113                       | \$85           | \$3,395              | \$250                      | \$250                   | \$8                            | \$2,145                   | 11.7%              |
| <b>A-2 AG Jack Aden</b>        |                        | <b>152</b>                 | <b>122</b>                    | <b>-8</b>                 | <b>130</b>        | <b>16,738</b>           | <b>\$21,975</b>    |                                | <b>38.7%</b>                     | <b>\$65</b>                 | <b>\$254</b>   | <b>\$8,511</b>       | <b>\$2,000</b>             | <b>\$1,073</b>          | <b>\$8</b>                     | <b>\$5,145</b>            | <b>20.8%</b>       |
| 3                              | Greenville             | 287                        | 252                           | -16                       | 268               | 55,497                  | \$55,000           | \$497                          | 54.3%                            | \$111                       | \$300          | \$29,848             | \$5,900                    | \$3,605                 | \$13                           | \$8,000                   | 45.1%              |
| 3                              | Greenville Breakfast   | 19                         | 13                            | 2                         | 11                | 1,920                   | \$175              | \$1,745                        | 614.3%                           | \$98                        | \$300          | \$1,075              | \$275                      | \$220                   | \$20                           | \$50                      | 440.0%             |
| 3                              | Greenville City Center | 62                         | 59                            | 2                         | 57                | 4,874                   | \$6,480            |                                | 17.2%                            | \$20                        | \$0            | \$1,117              | -\$560                     | \$945                   | \$17                           | \$2,700                   | 35.0%              |
| 3                              | Pleasantburg           | 49                         | 45                            | 1                         | 44                | 11,419                  | \$9,416            | \$2,003                        | 78.1%                            | \$167                       | \$169          | \$7,357              | \$6,257                    | \$7,300                 | \$166                          | \$6,258                   | 116.7%             |
| <b>A-3 AG Mike Taylor</b>      |                        | <b>417</b>                 | <b>369</b>                    | <b>-11</b>                | <b>380</b>        | <b>73,710</b>           | <b>\$71,071</b>    | <b>\$2,639</b>                 | <b>55.4%</b>                     | <b>\$104</b>                | <b>\$769</b>   | <b>\$39,397</b>      | <b>\$11,872</b>            | <b>\$12,070</b>         | <b>\$32</b>                    | <b>\$17,008</b>           | <b>71.0%</b>       |
| 4                              | Inman                  | 25                         | 22                            | 0                         | 22                | 2,300                   | \$2,200            | \$100                          | 52.3%                            | \$52                        | \$0            | \$1,150              | \$50                       | \$0                     | \$0                            | \$550                     | 0.0%               |
| 4                              | North Spartanburg      | 48                         | 37                            | -2                        | 39                | 5,138                   | \$5,600            |                                | 50.0%                            | \$72                        | \$1,005        | \$2,800              | \$2,100                    | \$595                   | \$15                           | \$2,775                   | 21.4%              |
| 4                              | Spartan West           | 37                         | 31                            | -4                        | 35                | 6,911                   | \$5,775            | \$1,136                        | 5.6%                             | \$9                         | \$25           | \$325                | \$500                      | \$65                    | \$2                            | \$1,650                   | 3.9%               |
| 4                              | Spartanburg            | 210                        | 194                           | -3                        | 197               | 1,170                   | \$6,000            |                                | 36.0%                            | \$11                        | \$0            | \$2,160              | \$14,425                   | \$0                     | \$0                            | \$10,000                  | 0.0%               |
| <b>A-4 AG Marc White</b>       |                        | <b>320</b>                 | <b>284</b>                    | <b>-9</b>                 | <b>293</b>        | <b>15,519</b>           | <b>\$19,575</b>    |                                | <b>32.9%</b>                     | <b>\$22</b>                 | <b>\$1,030</b> | <b>\$6,435</b>       | <b>\$17,075</b>            | <b>\$660</b>            | <b>\$2</b>                     | <b>\$14,975</b>           | <b>4.4%</b>        |
| 5                              | Blacksburg             | 20                         | 17                            | 0                         | 17                | 775                     | \$1,037            |                                | 111.9%                           | \$68                        | \$0            | \$1,160              | \$880                      | \$100                   | \$6                            | \$1,020                   | 9.8%               |
| 5                              | Clover                 | 30                         | 25                            | -2                        | 27                | 2,625                   | \$4,480            |                                | 24.6%                            | \$41                        | \$0            | \$1,100              | \$4,792                    | \$2,532                 | \$94                           | \$5,824                   | 43.5%              |
| 5                              | Gaffney                | 85                         | 74                            | -2                        | 76                | 7,336                   | \$9,340            |                                | 8.5%                             | \$10                        | \$0            | \$790                | \$1,480                    | \$286                   | \$4                            | \$1,875                   | 15.3%              |
| 5                              | York                   | 35                         | 30                            | -2                        | 32                | 9,879                   | \$10,146           |                                | 65.5%                            | \$208                       | \$0            | \$6,646              | \$2,135                    | \$2,120                 | \$66                           | \$2,090                   | 101.4%             |
| <b>A-5 AG Babette Sabia</b>    |                        | <b>170</b>                 | <b>146</b>                    | <b>-6</b>                 | <b>152</b>        | <b>20,615</b>           | <b>\$25,003</b>    |                                | <b>38.8%</b>                     | <b>\$64</b>                 | <b>\$0</b>     | <b>\$9,696</b>       | <b>\$9,287</b>             | <b>\$5,038</b>          | <b>\$33</b>                    | <b>\$10,809</b>           | <b>46.6%</b>       |
| 6                              | Fort Mill              | 85                         | 87                            | 5                         | 82                | 15,092                  | \$20,500           |                                | 102.4%                           | \$256                       | \$100          | \$20,986             | \$100                      | \$2,100                 | \$26                           | \$2,000                   | 105.0%             |
| 6                              | Indian Land            | 30                         | 20                            | 0                         | 20                | 4,995                   | \$4,536            | \$459                          | 26.5%                            | \$60                        | \$1,200        | \$1,200              | \$765                      | \$250                   | \$13                           | \$1,161                   | 21.5%              |
| 6                              | Indian Land Lunch      | 2961                       | 2647                          | 0                         | 20                | 50                      | \$3,000            |                                | 65.8%                            | \$99                        | \$20           | \$1,975              | \$50                       | \$0                     | \$0                            | \$500                     | 0.0%               |
| 6                              | Lake Wylie             | 27                         | 26                            | 1                         | 25                | 3,616                   | \$3,800            |                                | 47.4%                            | \$72                        | \$140          | \$1,800              | \$586                      | \$1,191                 | \$48                           | \$910                     | 130.9%             |
| 6                              | Rock Hill              | 100                        | 63                            | -1                        | 64                | 3,627                   | \$9,600            |                                | 4.7%                             | \$7                         | \$0            | \$450                | \$2,400                    | \$1,174                 | \$18                           | \$1,600                   | 73.4%              |
| <b>A-6 AG Lindsay Walker</b>   |                        | <b>3,203</b>               | <b>2,843</b>                  | <b>5</b>                  | <b>211</b>        | <b>27,379</b>           | <b>\$41,436</b>    |                                | <b>63.7%</b>                     | <b>\$125</b>                | <b>\$1,460</b> | <b>\$26,411</b>      | <b>\$3,901</b>             | <b>\$4,715</b>          | <b>\$22</b>                    | <b>\$6,171</b>            | <b>76.4%</b>       |

| A<br>r<br>e<br>a | Club                                 | 7/1/2020<br>Member<br>Goal | Current<br>Members<br>1-25-20 | Member<br>Gain<br>1-25-20 | Members<br>7/1/19 | AF<br>Actual<br>2018-19 | AF Goal<br>2019-20 | AF Goal<br>Shortfall<br>vs. LY | % AF Goal<br>Achieved<br>2019-20 | AFPer<br>Capita<br>2019-20 | AF<br>Month | AF<br>YTD<br>2019-20 | Polio<br>Actual<br>2019-20 | Polio<br>YTD<br>2019-20 | Polio<br>Per Capita<br>2019-20 | Polio<br>Goal 2019-<br>20 | Polio<br>% of Goal |
|------------------|--------------------------------------|----------------------------|-------------------------------|---------------------------|-------------------|-------------------------|--------------------|--------------------------------|----------------------------------|----------------------------|-------------|----------------------|----------------------------|-------------------------|--------------------------------|---------------------------|--------------------|
| 7                | Chester                              | 54                         | 58                            | 3                         | 55                | 3,015                   | \$6,450            |                                | 7.4%                             | \$9                        | \$0         | \$475                | \$2,780                    | \$2,940                 | \$53                           | \$3,900                   | 75.4%              |
| 7                | Lancaster                            | 72                         | 67                            | 2                         | 65                | 4,217                   | \$3,808            | \$409                          | 34.3%                            | \$20                       | \$432       | \$1,307              | \$3,675                    | \$4,427                 | \$68                           | \$1,700                   | 260.4%             |
| 7                | Lancaster Breakfast                  | 60                         | 55                            | 2                         | 53                | 5,125                   | \$5,060            | \$65                           | 15.8%                            | \$15                       | \$350       | \$800                | \$1,286                    | \$600                   | \$11                           | \$825                     | 72.7%              |
| 7                | Winnsboro                            | 30                         | 30                            | 0                         | 30                | 1,450                   | \$1,000            | \$450                          | 100.0%                           | \$33                       | \$0         | \$1,000              | \$300                      | \$0                     | \$0                            | \$250                     | 0.0%               |
|                  | A-7 AG Joyce Morin                   | 216                        | 210                           | 7                         | 203               | 13,807                  | \$16,318           |                                | 21.9%                            | \$18                       | \$782       | \$3,582              | \$8,041                    | \$7,967                 | \$39                           | \$6,675                   | 119.3%             |
| 8                | Aiken                                | 187                        | 187                           | 6                         | 181               | 25,370                  | \$22,875           | \$2,495                        | 50.3%                            | \$64                       | \$85        | \$11,515             | \$5,536                    | \$0                     | \$0                            | \$5,490                   | 0.0%               |
| 8                | Aiken Sunrise                        | 40                         | 35                            | 1                         | 34                | 8,385                   | \$7,000            | \$1,385                        | 55.3%                            | \$114                      | \$100       | \$3,870              | \$1,510                    | \$935                   | \$28                           | \$2,400                   | 39.0%              |
| 8                | Batesburg-Leesville                  | 16                         | 13                            | -1                        | 14                | 2,934                   | \$2,935            |                                | 0.0%                             | \$0                        | \$0         | \$0                  | \$2,202                    | \$650                   | \$46                           | \$3,500                   | 18.6%              |
| 8                | North Augusta                        | 30                         | 27                            | 1                         | 26                | 1,900                   | \$3,150            |                                | 19.0%                            | \$23                       | \$0         | \$600                | \$695                      | \$700                   | \$27                           | \$1,050                   | 66.7%              |
| 8                | Twin City of Batesburg-<br>Leesville | 23                         | 20                            | 0                         | 20                | 3,416                   | \$3,885            |                                | 35.6%                            | \$69                       | \$100       | \$1,382              | \$1,050                    | \$0                     | \$0                            | \$1,050                   | 0.0%               |
|                  | A-8 AG Rysheeka Bush                 | 296                        | 282                           | 7                         | 275               | 42,005                  | \$39,845           | \$2,160                        | 43.6%                            | \$63                       | \$285       | \$17,367             | \$10,993                   | \$2,285                 | \$8                            | \$13,490                  | 16.9%              |
| 9                | Abbeville                            | 61                         | 52                            | 0                         | 52                | 5,460                   | \$5,500            |                                | 17.3%                            | \$18                       | \$0         | \$950                | \$150                      | \$0                     | \$0                            | \$1,000                   | 0.0%               |
| 9                | EClub of the Carolinas               | 33                         | 27                            | -1                        | 28                | 12,015                  | \$5,000            | \$7,015                        | 91.8%                            | \$164                      | \$185       | \$4,588              | \$3,775                    | \$880                   | \$31                           | \$1,000                   | 88.0%              |
| 9                | Emerald City                         | 75                         | 65                            | -4                        | 69                | 33,000                  | \$28,000           | \$5,000                        | 53.4%                            | \$217                      | \$240       | \$14,946             | \$5,000                    | \$4,105                 | \$59                           | \$3,500                   | 117.3%             |
| 9                | Greenwood                            | 130                        | 115                           | 0                         | 115               | 47,410                  | \$20,125           | \$27,285                       | 295.7%                           | \$518                      | \$230       | \$59,515             | \$2,835                    | \$10,041                | \$87                           | \$5,000                   | 200.8%             |
|                  | A-9 AG Stephen Baggett               | 299                        | 259                           | -5                        | 264               | 97,885                  | \$58,625           | \$39,260                       | 136.5%                           | \$303                      | \$655       | \$79,999             | \$11,760                   | \$15,026                | \$57                           | \$10,500                  | 143.1%             |
| 10               | Clinton                              | 34                         | 38                            | 7                         | 31                | 2,430                   | \$4,000            |                                | 38.8%                            | \$50                       | \$0         | \$1,550              | \$50                       | \$600                   | \$19                           | \$1,000                   | 60.0%              |
| 10               | Laurens                              | 62                         | 58                            | 2                         | 56                | 5,875                   | \$7,000            |                                | 41.4%                            | \$52                       | \$0         | \$2,900              | \$2,856                    | \$272                   | \$5                            | \$1,500                   | 18.1%              |
| 10               | Newberry                             | 83                         | 76                            | -2                        | 78                | 33,410                  | \$18,000           | \$15,410                       | 80.7%                            | \$186                      | \$375       | \$14,525             | \$5,103                    | \$3,238                 | \$42                           | \$3,500                   | 92.5%              |
| 10               | Union                                | 49                         | 45                            | -2                        | 47                | 6,608                   | \$7,536            |                                | 30.2%                            | \$48                       | \$0         | \$2,275              | \$6,133                    | \$2,275                 | \$48                           | \$2,496                   | 91.1%              |
|                  | A-10 AG Michael Seymour              | 228                        | 217                           | 5                         | 212               | 48,323                  | \$36,536           | \$11,787                       | 58.2%                            | \$100                      | \$375       | \$21,250             | \$14,142                   | \$6,385                 | \$30                           | \$8,496                   | 75.2%              |
| 11               | Fountain Inn                         | 28                         | 29                            | 2                         | 27                | 4,040                   | \$1,800            | \$2,240                        | 118.9%                           | \$79                       | \$20        | \$2,140              | \$369                      | \$1,000                 | \$37                           | \$600                     | 166.7%             |
| 11               | Golden Strip Sunrise                 | 16                         | 14                            | 0                         | 14                | 2,800                   | \$1,500            | \$1,300                        | 18.3%                            | \$20                       | \$25        | \$275                | \$2,425                    | \$0                     | \$0                            | \$500                     | 0.0%               |
| 11               | Mauldin                              | 28                         | 25                            | 0                         | 25                | 225                     | \$5,850            |                                | 0.0%                             | \$0                        | \$0         | \$0                  | \$50                       | \$0                     | \$0                            | \$3,900                   | 0.0%               |
| 11               | Simpsonville                         | 50                         | 40                            | -1                        | 41                | 6,471                   | \$6,765            |                                | 36.9%                            | \$61                       | \$85        | \$2,493              | \$1,036                    | \$613                   | \$15                           | \$2,000                   | 30.7%              |
|                  | A-11 AG Lisa Forrester               | 122                        | 108                           | 1                         | 107               | 13,536                  | \$15,915           |                                | 30.8%                            | \$46                       | \$130       | \$4,908              | \$3,880                    | \$1,613                 | \$15                           | \$7,000                   | 23.0%              |
| 12               | Easley                               | 70                         | 64                            | 4                         | 60                | 5,575                   | \$9,000            |                                | 49.4%                            | \$74                       | \$0         | \$4,450              | \$2,250                    | \$0                     | \$0                            | \$1,000                   | 0.0%               |
| 12               | The Reedy River                      | 42                         | 38                            | 1                         | 36                | 19,420                  | \$22,040           |                                | 20.0%                            | \$122                      | \$85        | \$4,398              | \$3,000                    | \$870                   | \$24                           | \$6,270                   | 13.9%              |
| 12               | Pickens                              | 48                         | 40                            | -4                        | 44                | 4,405                   | \$5,400            |                                | 41.7%                            | \$51                       | \$1,025     | \$2,250              | \$1,760                    | \$200                   | \$5                            | \$2,025                   | 9.9%               |
| 12               | The Foothills, TR                    | 14                         | 10                            | -2                        | 12                | 2,950                   | \$1,860            | \$1,090                        | 0.0%                             | \$0                        | \$0         | \$0                  | \$100                      | \$20                    | \$2                            | \$600                     | 3.3%               |
|                  | A-12 AG Karen Culley                 | 174                        | 152                           | -1                        | 152               | 32,350                  | \$38,300           |                                | 29.0%                            | \$73                       | \$1,110     | \$11,098             | \$7,110                    | \$1,090                 | \$7                            | \$9,895                   | 11.0%              |
| District 7750    |                                      |                            |                               |                           |                   | 3,650                   |                    |                                |                                  |                            | \$0         | \$0                  | \$2,000                    | \$0                     |                                |                           |                    |
|                  | Totals                               | 5899                       | 5,271                         | -4                        | 2,647             | 495,894                 | \$431,094          | \$64,800                       | 57.0%                            | \$93                       | \$7,292     | \$245,677            | \$117,720                  | \$66,464                | \$25                           | \$123,594                 | 53.8%              |



### Area Summary

|                         | 7/1/2020<br>Member<br>Goal | Current<br>Members<br>1-25-20 | Member<br>Gain<br>1-25-20 | Members<br>7/1/19 | AF<br>Actual<br>2018-19 | AF Goal<br>2019-20 | AF Goal<br>Shortfall<br>vs. LY | % AF Goal<br>Achieved<br>2019-20 | AFPer<br>Capita<br>2019-20 | AF<br>Month | AF<br>YTD<br>2019-20 | Polio<br>Actual<br>2019-20 | Polio<br>YTD<br>2019-20 | Polio<br>Per Capita<br>2019-20 | Polio<br>Goal 2019-<br>20 | Polio<br>% of Goal |
|-------------------------|----------------------------|-------------------------------|---------------------------|-------------------|-------------------------|--------------------|--------------------------------|----------------------------------|----------------------------|-------------|----------------------|----------------------------|-------------------------|--------------------------------|---------------------------|--------------------|
| A-1 AG Tricia McDougald | 302                        | 279                           | 11                        | 268               | 90,377                  | \$46,495           | \$43,882                       | 36.6%                            | \$64                       | \$442       | \$17,024             | \$15,659                   | \$8,543                 | \$32                           | \$13,430                  | 63.6%              |
| A-2 AG Jack Aden        | 152                        | 122                           | -8                        | 130               | 16,738                  | \$21,975           |                                | 38.7%                            | \$65                       | \$254       | \$8,511              | \$2,000                    | \$1,073                 | \$8                            | \$5,145                   | 20.8%              |
| A-3 AG Mike Taylor      | 417                        | 369                           | -11                       | 380               | 73,710                  | \$71,071           | \$2,639                        | 55.4%                            | \$104                      | \$769       | \$39,397             | \$11,872                   | \$12,070                | \$32                           | \$17,008                  | 71.0%              |
| A-4 AG Marc White       | 320                        | 284                           | -9                        | 293               | 15,519                  | \$19,575           |                                | 32.9%                            | \$22                       | \$1,030     | \$6,435              | \$17,075                   | \$660                   | \$2                            | \$14,975                  | 4.4%               |
| A-5 AG Babette Sabia    | 170                        | 146                           | -6                        | 152               | 20,615                  | \$25,003           |                                | 38.8%                            | \$64                       | \$0         | \$9,696              | \$9,287                    | \$5,038                 | \$33                           | \$10,809                  | 46.6%              |
| A-6 AG Lindsay Walker   | 3203                       | 2843                          | 5                         | 211               | 27,379                  | \$41,436           |                                | 63.7%                            | \$125                      | \$1,460     | \$26,411             | \$3,901                    | \$4,715                 | \$22                           | \$6,171                   | 76.4%              |
| A-7 AG Joyce Morin      | 216                        | 210                           | 7                         | 203               | 13,807                  | \$16,318           |                                | 21.9%                            | \$18                       | \$782       | \$3,582              | \$8,041                    | \$7,967                 | \$39                           | \$6,675                   | 119.3%             |
| A-8 AG Rysheeka Bush    | 296                        | 282                           | 7                         | 275               | 42,005                  | \$39,845           | \$2,160                        | 43.6%                            | \$63                       | \$285       | \$17,367             | \$10,993                   | \$2,285                 | \$8                            | \$13,490                  | 16.9%              |
| A-9 AG Stephen Baggett  | 299                        | 259                           | -5                        | 264               | 97,885                  | \$58,625           | \$39,260                       | 136.5%                           | \$303                      | \$655       | \$79,999             | \$11,760                   | \$15,026                | \$57                           | \$10,500                  | 143.1%             |
| A-10 AG Michael Seymour | 228                        | 217                           | 5                         | 212               | 48,323                  | \$36,536           | \$11,787                       | 58.2%                            | \$100                      | \$375       | \$21,250             | \$14,142                   | \$6,385                 | \$30                           | \$8,496                   | 75.2%              |
| A-11 AG Lisa Forrester  | 122                        | 108                           | 1                         | 107               | 13,536                  | \$15,915           |                                | 30.8%                            | \$46                       | \$130       | \$4,908              | \$3,880                    | \$1,613                 | \$15                           | \$7,000                   | 23.0%              |
| A-12 AG Karen Culley    | 174                        | 152                           | -1                        | 152               | 32,350                  | \$38,300           |                                | 29.0%                            | \$73                       | \$1,110     | \$11,098             | \$7,110                    | \$1,090                 | \$7                            | \$9,895                   | 11.0%              |
| Totals                  | 5899                       | 5271                          | -4                        | 2,647             | 492,244                 | 431,094            | \$99,727                       | 57.0%                            | \$93                       | \$7,292     | \$245,677            | \$115,720                  | \$66,464                | \$25                           | \$123,594                 | 53.8%              |

## Top Giving Clubs (Annual Fund)

### Top Clubs by % of AF Goal Achieved

|   |                      |      |
|---|----------------------|------|
| 1 | Greenville Breakfast | 614% |
| 2 | Greenwood            | 296% |
| 3 | Fountain Inn         | 119% |
| 4 | Blacksburg           | 112% |
| 5 | Fort Mill            | 102% |

### Top Clubs by AF Per Capita

|   |              |          |
|---|--------------|----------|
| 1 | Greenwood    | \$517.52 |
| 2 | Fort Mill    | \$255.93 |
| 3 | Emerald City | \$216.61 |
| 4 | York         | \$207.69 |
| 5 | Newberry     | \$186.22 |

### Top Clubs by Total AF Giving

|   |              |          |
|---|--------------|----------|
| 1 | Greenwood    | \$59,515 |
| 2 | Greenville   | \$29,848 |
| 3 | Fort Mill    | \$20,986 |
| 4 | Emerald City | \$14,946 |
| 5 | Newberry     | \$14,525 |

## Top Giving Clubs (Polio)

### Top Clubs by % of Polio Goal Achieved

|   |                      |      |
|---|----------------------|------|
| 1 | Greenville Breakfast | 440% |
| 2 | Lancaster            | 260% |
| 3 | Greenwood            | 201% |
| 4 | Fountain Inn         | 167% |
| 5 | Clemson              | 135% |

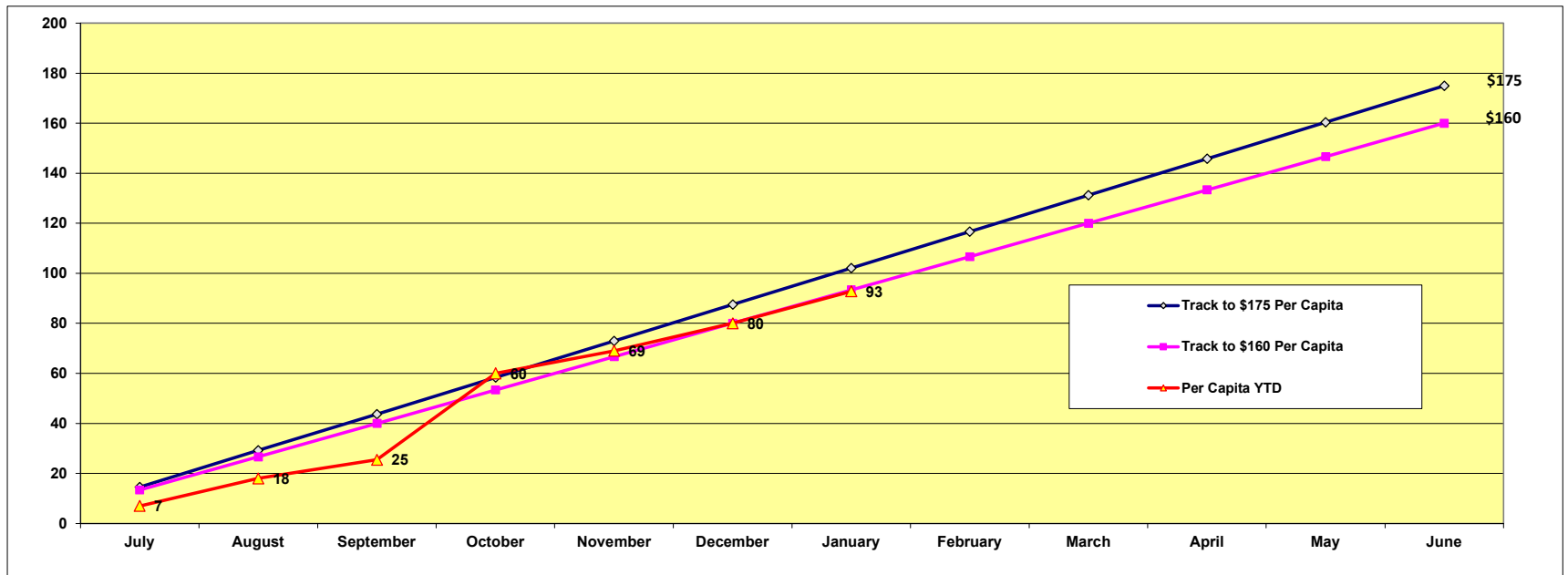
### Top Clubs by Total Polio Giving

|   |              |          |
|---|--------------|----------|
| 1 | Greenwood    | \$10,041 |
| 2 | Pleasantburg | \$7,300  |
| 3 | Lancaster    | \$4,427  |
| 4 | Clemson      | \$4,345  |
| 5 | Emerald City | \$4,105  |

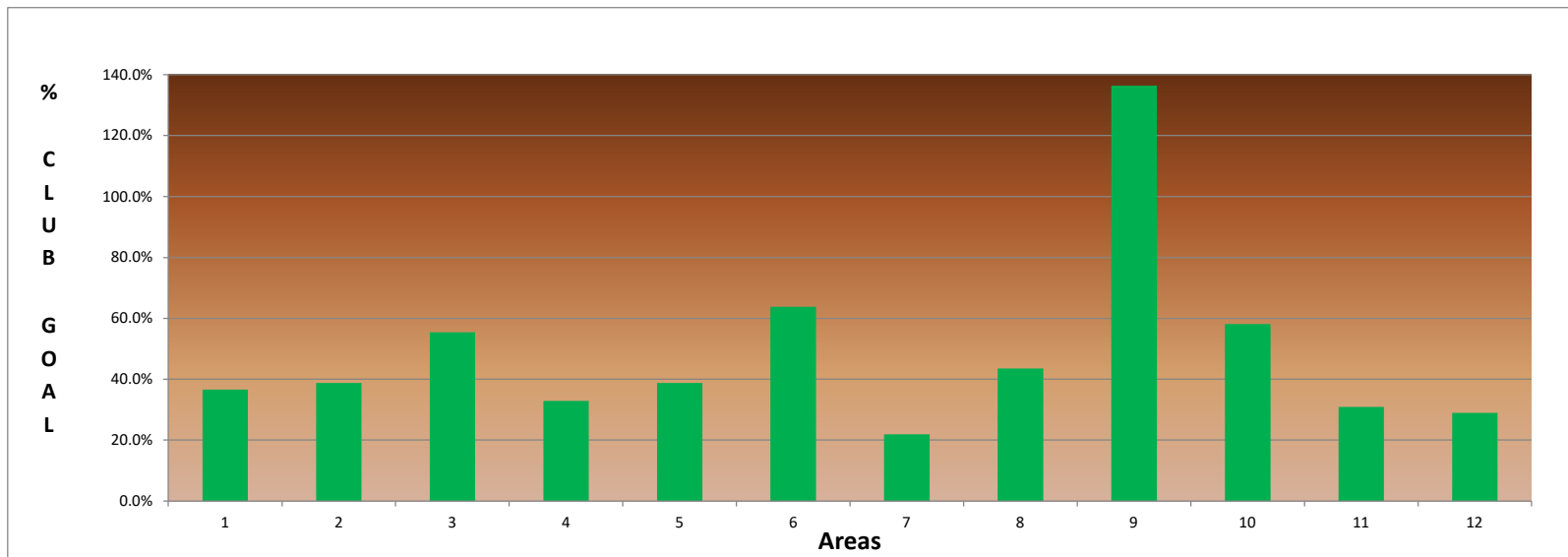


## District Statistics

6 Clubs hav Clubs have achieved 100% of their AF Goal  
 9 Clubs hav Clubs have achieved 75% of their AF Goal  
 12 Clubs hav Clubs have achieved 100% of their Polio Goal  
 7 Clubs are Clubs are over \$150 AF Per Capita  
 12 Clubs are Clubs are over \$100 AF Per Capita  
 0 Clubs hav Clubs have given \$5 Total to the AF (Zero Giving)  
 0 Clubs hav Clubs have given \$5 Total to Polio (Zero Giving)  
 1 Areas hav Areas have achieved 100% of their AF Goal  
 1 Areas hav Areas have achieved 75% of their AF Goal  
 1 Areas are Areas are over \$200 AF Per Capita  
 4 Areas are Areas are over \$100 AF Per Capita

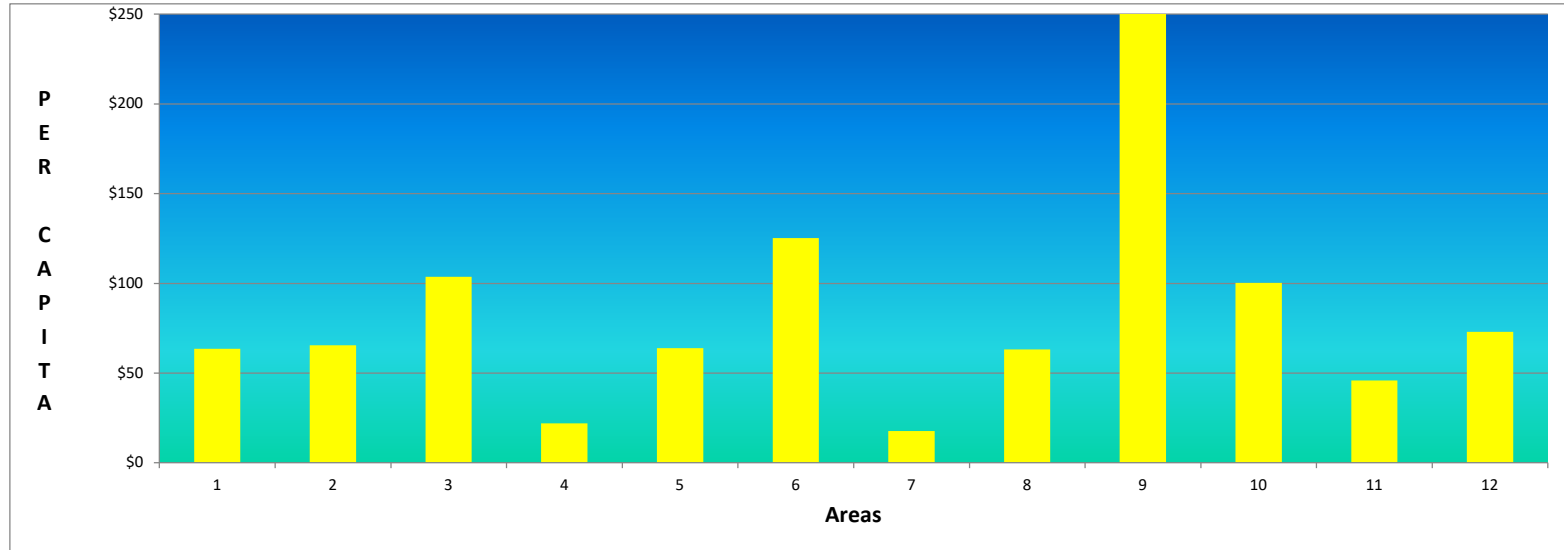


**% of Club AF Goal Achieved - By Area**



**AF Per Capita - By Area**

**Goal is \$175**



### All Clubs Ranked by % of AF Goal Achieved

|    |                                  |      |
|----|----------------------------------|------|
| 1  | Greenville Breakfast             | 614% |
| 2  | Greenwood                        | 296% |
| 3  | Fountain Inn                     | 119% |
| 4  | Blacksburg                       | 112% |
| 5  | Fort Mill                        | 102% |
| 6  | Winnsboro                        | 100% |
| 7  | EClub of the Carolinas           | 92%  |
| 8  | Newberry                         | 81%  |
| 9  | Pleasantburg                     | 78%  |
| 10 | Indian Land Lunch                | 66%  |
| 11 | York                             | 66%  |
| 12 | Westminster                      | 59%  |
| 13 | Seneca                           | 58%  |
| 14 | Aiken Sunrise                    | 55%  |
| 15 | Greenville                       | 54%  |
| 16 | Emerald City                     | 53%  |
| 17 | Inman                            | 52%  |
| 18 | Aiken                            | 50%  |
| 19 | North Spartanburg                | 50%  |
| 20 | Easley                           | 49%  |
| 21 | Clemson-Calhoun                  | 49%  |
| 22 | Lake Wylie                       | 47%  |
| 23 | Greater Anderson                 | 43%  |
| 24 | Pickens                          | 42%  |
| 25 | Laurens                          | 41%  |
| 26 | Clinton                          | 39%  |
| 27 | Anderson                         | 38%  |
| 28 | Simpsonville                     | 37%  |
| 29 | Spartanburg                      | 36%  |
| 30 | Twin City of Batesburg-Leesville | 36%  |

### All Clubs Ranked by % of Polio Goal Achieved

|    |                        |      |
|----|------------------------|------|
| 1  | Greenville Breakfast   | 440% |
| 2  | Lancaster              | 260% |
| 3  | Greenwood              | 201% |
| 4  | Fountain Inn           | 167% |
| 5  | Clemson                | 135% |
| 6  | Lake Wylie             | 131% |
| 7  | Emerald City           | 117% |
| 8  | Pleasantburg           | 117% |
| 9  | Fort Mill              | 105% |
| 10 | York                   | 101% |
| 11 | Newberry               | 93%  |
| 12 | Union                  | 91%  |
| 13 | EClub of the Carolinas | 88%  |
| 14 | Clemson-Calhoun        | 82%  |
| 15 | Chester                | 75%  |
| 16 | Rock Hill              | 73%  |
| 17 | Lancaster Breakfast    | 73%  |
| 18 | North Augusta          | 67%  |
| 19 | Seneca                 | 62%  |
| 20 | Clinton                | 60%  |
| 21 | Greenville             | 45%  |
| 22 | Clover                 | 43%  |
| 23 | Aiken Sunrise          | 39%  |
| 24 | Greenville City Center | 35%  |
| 25 | Simpsonville           | 31%  |
| 26 | Greater Anderson       | 30%  |
| 27 | Anderson               | 25%  |
| 28 | Indian Land            | 22%  |
| 29 | North Spartanburg      | 21%  |
| 30 | Batesburg-Leesville    | 19%  |



|    |                        |     |
|----|------------------------|-----|
| 31 | Lancaster              | 34% |
| 32 | Union                  | 30% |
| 33 | Indian Land            | 26% |
| 34 | Clemson                | 25% |
| 35 | Clover                 | 25% |
| 36 | The Reedy River        | 20% |
| 37 | North Augusta          | 19% |
| 38 | Golden Strip Sunrise   | 18% |
| 39 | Abbeville              | 17% |
| 40 | Greenville City Center | 17% |
| 41 | Lancaster Breakfast    | 16% |
| 42 | Gaffney                | 8%  |
| 43 | Chester                | 7%  |
| 44 | Seneca Golden Corner   | 7%  |
| 45 | Walhalla               | 6%  |
| 46 | Spartan West           | 6%  |
| 47 | Rock Hill              | 5%  |
| 48 |                        | 0%  |
| 49 |                        | 0%  |
| 50 |                        | 0%  |

|    |                      |     |
|----|----------------------|-----|
| 31 | Laurens              | 18% |
| 32 | Gaffney              | 15% |
| 33 | The Reedy River      | 14% |
| 34 | Seneca Golden Corner | 14% |
| 35 | Westminster          | 12% |
| 36 | Pickens              | 10% |
| 37 | Blacksburg           | 10% |
| 38 | Spartan West         | 4%  |
| 39 | The Foothills, TR    | 3%  |
| 40 |                      | 0%  |
| 41 |                      | 0%  |
| 42 |                      | 0%  |
| 43 |                      | 0%  |
| 44 |                      | 0%  |
| 45 |                      | 0%  |
| 46 |                      | 0%  |
| 47 |                      | 0%  |
| 48 |                      | 0%  |
| 49 |                      | 0%  |
| 50 |                      | 0%  |

### All Clubs Ranked by AF Per Capita

|    |                                  |          |
|----|----------------------------------|----------|
| 1  | Greenwood                        | \$517.52 |
| 2  | Fort Mill                        | \$255.93 |
| 3  | Emerald City                     | \$216.61 |
| 4  | York                             | \$207.69 |
| 5  | Newberry                         | \$186.22 |
| 6  | Pleasantburg                     | \$167.20 |
| 7  | EClub of the Carolinas           | \$163.84 |
| 8  | The Reedy River                  | \$122.17 |
| 9  | Aiken Sunrise                    | \$113.82 |
| 10 | Westminster                      | \$113.17 |
| 11 | Greenville                       | \$111.37 |
| 12 | Seneca                           | \$107.30 |
| 13 | Indian Land Lunch                | \$98.75  |
| 14 | Greenville Breakfast             | \$97.73  |
| 15 | Greater Anderson                 | \$93.26  |
| 16 | Fountain Inn                     | \$79.26  |
| 17 | Easley                           | \$74.17  |
| 18 | Lake Wylie                       | \$72.00  |
| 19 | North Spartanburg                | \$71.79  |
| 20 | Twin City of Batesburg-Leesville | \$69.10  |
| 21 | Blacksburg                       | \$68.24  |
| 22 | Aiken                            | \$63.62  |
| 23 | Clemson-Calhoun                  | \$63.09  |
| 24 | Simpsonville                     | \$60.80  |
| 25 | Indian Land                      | \$60.00  |
| 26 | Anderson                         | \$59.79  |
| 27 | Inman                            | \$52.27  |
| 28 | Laurens                          | \$51.79  |
| 29 | Pickens                          | \$51.14  |
| 30 | Clinton                          | \$50.00  |
| 31 | Union                            | \$48.40  |
| 32 | Clemson                          | \$42.88  |
| 33 | Clover                           | \$40.74  |

### All Clubs Ranked by Polio Per Capita

|    |                        |          |
|----|------------------------|----------|
| 1  | Pleasantburg           | \$165.91 |
| 2  | Clover                 | \$93.77  |
| 3  | Greenwood              | \$87.31  |
| 4  | Lancaster              | \$68.10  |
| 5  | York                   | \$66.25  |
| 6  | Clemson-Calhoun        | \$61.18  |
| 7  | Emerald City           | \$59.49  |
| 8  | Chester                | \$53.45  |
| 9  | Union                  | \$48.40  |
| 10 | Clemson                | \$48.28  |
| 11 | Lake Wylie             | \$47.64  |
| 12 | Batesburg-Leesville    | \$46.43  |
| 13 | Newberry               | \$41.52  |
| 14 | Fountain Inn           | \$37.04  |
| 15 | EClub of the Carolinas | \$31.43  |
| 16 | Aiken Sunrise          | \$27.50  |
| 17 | North Augusta          | \$26.92  |
| 18 | Fort Mill              | \$25.61  |
| 19 | The Reedy River        | \$24.17  |
| 20 | Greenville Breakfast   | \$20.00  |
| 21 | Clinton                | \$19.35  |
| 22 | Rock Hill              | \$18.34  |
| 23 | Greenville City Center | \$16.58  |
| 24 | Greater Anderson       | \$16.50  |
| 25 | North Spartanburg      | \$15.26  |
| 26 | Simpsonville           | \$14.95  |
| 27 | Seneca                 | \$14.30  |
| 28 | Greenville             | \$13.45  |
| 29 | Anderson               | \$12.92  |
| 30 | Indian Land            | \$12.50  |
| 31 | Lancaster Breakfast    | \$11.32  |
| 32 | Seneca Golden Corner   | \$8.65   |
| 33 | Westminster            | \$8.33   |

|    |                        |         |
|----|------------------------|---------|
| 34 | Winnsboro              | \$33.33 |
| 35 | North Augusta          | \$23.08 |
| 36 | Lancaster              | \$20.10 |
| 37 | Golden Strip Sunrise   | \$19.64 |
| 38 | Greenville City Center | \$19.60 |
| 39 | Abbeville              | \$18.27 |
| 40 | Lancaster Breakfast    | \$15.09 |
| 41 | Seneca Golden Corner   | \$11.46 |
| 42 | Spartanburg            | \$10.96 |
| 43 | Gaffney                | \$10.39 |
| 44 | Spartan West           | \$9.29  |
| 45 | Chester                | \$8.64  |
| 46 | Rock Hill              | \$7.03  |
| 47 | Walhalla               | \$6.88  |
| 48 |                        | \$0.00  |
| 49 |                        | \$0.00  |
| 50 |                        | \$0.00  |

|    |                   |        |
|----|-------------------|--------|
| 34 | Blacksburg        | \$5.88 |
| 35 | Laurens           | \$4.85 |
| 36 | Pickens           | \$4.55 |
| 37 | Gaffney           | \$3.76 |
| 38 | Spartan West      | \$1.86 |
| 39 | The Foothills, TR | \$1.67 |
| 40 |                   | \$0.00 |
| 41 |                   | \$0.00 |
| 42 |                   | \$0.00 |
| 43 |                   | \$0.00 |
| 44 |                   | \$0.00 |
| 45 |                   | \$0.00 |
| 46 |                   | \$0.00 |
| 47 |                   | \$0.00 |
| 48 |                   | \$0.00 |
| 49 |                   | \$0.00 |
| 50 |                   | \$0.00 |



### All Clubs Ranked by Total AF Giving

|    |                                  |          |
|----|----------------------------------|----------|
| 1  | Greenwood                        | \$59,515 |
| 2  | Greenville                       | \$29,848 |
| 3  | Fort Mill                        | \$20,986 |
| 4  | Emerald City                     | \$14,946 |
| 5  | Newberry                         | \$14,525 |
| 6  | Aiken                            | \$11,515 |
| 7  | Pleasantburg                     | \$7,357  |
| 8  | Greater Anderson                 | \$6,715  |
| 9  | York                             | \$6,646  |
| 10 | Seneca                           | \$4,614  |
| 11 | EClub of the Carolinas           | \$4,588  |
| 12 | Easley                           | \$4,450  |
| 13 | The Reedy River                  | \$4,398  |
| 14 | Anderson                         | \$4,305  |
| 15 | Aiken Sunrise                    | \$3,870  |
| 16 | Clemson                          | \$3,859  |
| 17 | Westminster                      | \$3,395  |
| 18 | Laurens                          | \$2,900  |
| 19 | North Spartanburg                | \$2,800  |
| 20 | Simpsonville                     | \$2,493  |
| 21 | Union                            | \$2,275  |
| 22 | Pickens                          | \$2,250  |
| 23 | Spartanburg                      | \$2,160  |
| 24 | Clemson-Calhoun                  | \$2,145  |
| 25 | Fountain Inn                     | \$2,140  |
| 26 | Indian Land Lunch                | \$1,975  |
| 27 | Lake Wylie                       | \$1,800  |
| 28 | Clinton                          | \$1,550  |
| 29 | Twin City of Batesburg-Leesville | \$1,382  |
| 30 | Lancaster                        | \$1,307  |
| 31 | Indian Land                      | \$1,200  |
| 32 | Blacksburg                       | \$1,160  |

### All Clubs Ranked by Total Polio Giving

|    |                        |          |
|----|------------------------|----------|
| 1  | Greenwood              | \$10,041 |
| 2  | Pleasantburg           | \$7,300  |
| 3  | Lancaster              | \$4,427  |
| 4  | Clemson                | \$4,345  |
| 5  | Emerald City           | \$4,105  |
| 6  | Greenville             | \$3,605  |
| 7  | Newberry               | \$3,238  |
| 8  | Chester                | \$2,940  |
| 9  | Clover                 | \$2,532  |
| 10 | Union                  | \$2,275  |
| 11 | York                   | \$2,120  |
| 12 | Fort Mill              | \$2,100  |
| 13 | Clemson-Calhoun        | \$2,080  |
| 14 | Lake Wylie             | \$1,191  |
| 15 | Greater Anderson       | \$1,188  |
| 16 | Rock Hill              | \$1,174  |
| 17 | Fountain Inn           | \$1,000  |
| 18 | Greenville City Center | \$945    |
| 19 | Aiken Sunrise          | \$935    |
| 20 | Anderson               | \$930    |
| 21 | EClub of the Carolinas | \$880    |
| 22 | The Reedy River        | \$870    |
| 23 | North Augusta          | \$700    |
| 24 | Batesburg-Leesville    | \$650    |
| 25 | Seneca                 | \$615    |
| 26 | Simpsonville           | \$613    |
| 27 | Lancaster Breakfast    | \$600    |
| 28 | Clinton                | \$600    |
| 29 | North Spartanburg      | \$595    |
| 30 | Gaffney                | \$286    |
| 31 | Laurens                | \$272    |
| 32 | Westminster            | \$250    |

|    |                        |         |
|----|------------------------|---------|
| 33 | Inman                  | \$1,150 |
| 34 | Greenville City Center | \$1,117 |
| 35 | Clover                 | \$1,100 |
| 36 | Greenville Breakfast   | \$1,075 |
| 37 | Winnsboro              | \$1,000 |
| 38 | Abbeville              | \$950   |
| 39 | Lancaster Breakfast    | \$800   |
| 40 | Gaffney                | \$790   |
| 41 | North Augusta          | \$600   |
| 42 | Chester                | \$475   |
| 43 | Rock Hill              | \$450   |
| 44 | Spartan West           | \$325   |
| 45 | Seneca Golden Corner   | \$275   |
| 46 | Golden Strip Sunrise   | \$275   |
| 47 | Walhalla               | \$227   |
| 48 |                        | \$0     |
| 49 |                        | \$0     |
| 50 |                        | \$0     |

|    |                      |       |
|----|----------------------|-------|
| 33 | Indian Land          | \$250 |
| 34 | Greenville Breakfast | \$220 |
| 35 | Seneca Golden Corner | \$208 |
| 36 | Pickens              | \$200 |
| 37 | Blacksburg           | \$100 |
| 38 | Spartan West         | \$65  |
| 39 | The Foothills, TR    | \$20  |
| 40 |                      | \$0   |
| 41 |                      | \$0   |
| 42 |                      | \$0   |
| 43 |                      | \$0   |
| 44 |                      | \$0   |
| 45 |                      | \$0   |
| 46 |                      | \$0   |
| 47 |                      | \$0   |
| 48 |                      | \$0   |
| 49 |                      | \$0   |
| 50 |                      | \$0   |

### All Areas Ranked by % of AF Goal Achieved

|    |                         |        |
|----|-------------------------|--------|
| 1  | A-9 AG Stephen Baggett  | 136.5% |
| 2  | A-6 AG Lindsay Walker   | 63.7%  |
| 3  | A-10 AG Michael Seymour | 58.2%  |
| 4  | A-3 AG Mike Taylor      | 55.4%  |
| 5  | A-8 AG Rysheeka Bush    | 43.6%  |
| 6  | A-5 AG Babette Sabia    | 38.8%  |
| 7  | A-2 AG Jack Aden        | 38.7%  |
| 8  | A-1 AG Tricia McDougald | 36.6%  |
| 9  | A-4 AG Marc White       | 32.9%  |
| 10 | A-11 AG Lisa Forrester  | 30.8%  |
| 11 | A-12 AG Karen Culley    | 29.0%  |
| 12 | A-7 AG Joyce Morin      | 21.9%  |

### **All Areas Ranked by AF Per Capita**

|    |                         |          |
|----|-------------------------|----------|
| 1  | A-9 AG Stephen Baggett  | \$303.02 |
| 2  | A-6 AG Lindsay Walker   | \$125.17 |
| 3  | A-3 AG Mike Taylor      | \$103.68 |
| 4  | A-10 AG Michael Seymour | \$100.24 |
| 5  | A-12 AG Karen Culley    | \$73.01  |
| 6  | A-2 AG Jack Aden        | \$65.47  |
| 7  | A-5 AG Babette Sabia    | \$63.79  |
| 8  | A-1 AG Tricia McDougald | \$63.52  |
| 9  | A-8 AG Rysheeka Bush    | \$63.15  |
| 10 | A-11 AG Lisa Forrester  | \$45.87  |
| 11 | A-4 AG Marc White       | \$21.96  |
| 12 | A-7 AG Joyce Morin      | \$17.64  |

### **All Areas Ranked by Total AF Giving**

|    |                         |          |
|----|-------------------------|----------|
| 1  | A-9 AG Stephen Baggett  | \$79,999 |
| 2  | A-3 AG Mike Taylor      | \$39,397 |
| 3  | A-6 AG Lindsay Walker   | \$26,411 |
| 4  | A-10 AG Michael Seymour | \$21,250 |
| 5  | A-8 AG Rysheeka Bush    | \$17,367 |
| 6  | A-1 AG Tricia McDougald | \$17,024 |
| 7  | A-12 AG Karen Culley    | \$11,098 |
| 8  | A-5 AG Babette Sabia    | \$9,696  |
| 9  | A-2 AG Jack Aden        | \$8,511  |
| 10 | A-4 AG Marc White       | \$6,435  |
| 11 | A-11 AG Lisa Forrester  | \$4,908  |
| 12 | A-7 AG Joyce Morin      | \$3,582  |