



DISTRICT GOVERNOR ROB HANLEY
Rotary Club of Greenville City Center
864.325.9483
dg2019@rotary7750.org



7750

ROTARY INTERNATIONAL

JANUARY 2020 ■ WWW.ROTARY7750.ORG

JANUARY: Vocational Service Month
FEBRUARY: Peace and Conflict Prevention/
Resolution Month

CONNECTIONS BE THE INSPIRATION. CONNECT THE WORLD.

BY DG ROB HANLEY

Rotary Club of Greenville City Center

Aloha and Happy New Year! Over the past six months I have visited all but one of District 7750's fifty-two Rotary clubs and two Interact clubs. My travels have taken me to parts of South Carolina that in thirty-three years of living in the Palmetto state I have somehow overlooked. Did you know that South Carolina has lots and lots of pine trees? These visits have been energizing as Rotarians have spoken with pride of how their club connects with their community, supports the Rotary Foundation, and grows Rotary. I have had the honor of inducting new members, recognizing Paul Harris fellows, and hearing stories on how Rotary has changed lives.

With the new year, we are now midway through the Rotary year. This is a good time to review, recalibrate and reenergize. What progress have you made in accomplishing your individual goals and your Rotary club's goals for the 2019-2020 Rotary year? What steps can you take to increase the value of your Rotary experience? Take some time out to consider what you can do to grow your engagement and strengthen your Rotary club.

VOCATIONAL SERVICE MONTH

January is Vocational Service Month on the Rotary calendar. Take a moment to ask yourself, "How do I embody Rotary's values through my vocation?" Better yet, consider your business associates. Whom among them exhibit Rotary's core values in their business? Perhaps they would be worthy for recognition during Vocational Service month. Perhaps you could invite them to a club meeting.

Vocational service month is also a good time for Rotary clubs to conduct a membership survey to see how well the club's membership reflects your community. What businesses in your community are under-represented or not represented at all? Scanning club membership profiles shows that accountants, attorneys, bankers, educators, and non-profit organizations can be found in all the fifty-two Rotary clubs in District 7750. Less frequently seen are representatives of our District's industrial base, or artisans, such as carpenters, electricians, plumbers, or roofers. Conducting a membership survey is a good tool to bring to the forefront one of Rotary's core values, that all vocations are worthy; and is a good way to help your Rotary club grow.

THREE CLUBS CELEBRATE 100TH ANNIVERSARIES

Finally, three of the Rotary clubs in our District will celebrate their 100th birthday this spring, RC Gaffney, RC Greenwood and RC Newberry. I laud these three clubs for being a force for good in their communities and for their support of Rotary International and the Rotary Foundation. One reason these clubs have achieved this milestone is the dedication of their club leaders to maintain strong, vibrant Rotary clubs. Over the next few months, look for highlights of these clubs' 100th anniversary celebrations in the newsletter. Better yet, take a moment to send a congratulatory note to each of these clubs and wish them well as they begin their next century of Service Above Self.

**My very best wishes to each one
of you for a bountiful, Rotastic 2020.**



Giddy-up: When it comes to membership, don't think of your club as being in a horse race

BY PDG ED IRICK

D7750 Membership Chair

DG2017@Rotary7750.org

As we begin the second half of this Rotary Year, we need to look at our current membership situation.

An analogy can be made between our clubs and horses in a horse race. Imagine 50 horses (clubs) at the starting gate back on July 1, 2019 when the race is started.

The current situation is that some horses jumped out and headed for the finish line (membership goal), others turned and ran away in the opposite direction (negative growth), while others just stayed at the gate (zero gain or loss).

This is our current situation. We have horses going in all directions. Twenty-five horses are headed for the finish line. Some

are making steady progress and are expected to reach the finish line and attain their goals.

However, 11 of the 25 are only at +1 and are in danger of not reaching the finish line. There are 8 horses still at the starting gate and doubtful of which direction to head. There are 17 horses that are headed off in the wrong direction. In terms of a horse race, this may seem pretty amusing with the horses headed in different directions or refusing to run at all. However, in terms of membership and clubs it is really a bleak picture.

There is good news. Membership is not a horse race. Clubs are not in competition with each other. They are competing only against themselves. There is

still time to ensure that your club crosses the finish line and ends the year by achieving its goal. This can be done by developing a plan that utilizes the intentional strategies found on the District website. It will take every member doing his or her part in making the club stronger and more attractive to potential members. Remember that it is up to all members to introduce potential members to Rotary and ask them to join.

The District leadership stands by and is ready to provide you any help you need. Don't hesitate to contact me if you need help or have questions. Help get you club headed in the right direction.

Happy New Year! I wish the best for you in 2020.

Lake Wylie Rotarian named local Chamber's

Citizen of the Year for 2019

Lake Wylie Rotarian Ed Lindsey was honored as the 2019 Lake Wylie Chamber of Commerce Citizen of the Year.

Ed is Past President of the Lake Wylie Rotary Club and was awarded Rotarian of the Year in 2017.

In his nine years of Rotary, Ed has made many contributions. He continues to organize many efforts such as Adopt a Stream and the Thanksgiving turkey delivery for the less fortunate. He has introduced and spearheaded the creation of Little Libraries that he maintains on behalf of the Lake Wylie Rotary Club.

Ed has organized and lead efforts to raise funds to build a covered shelter and picnic areas at the Clover Central School District YMCA and Aquatic Center. Ed also enthusiastically volunteers for Rotary activities organized by his fellow Rotarians.

Throughout the Lake Wylie community, Ed is known for his humble, dedicated volunteerism. He has served on the Bethel Fire District Advisory Board. Ed currently serves of the Lake Wylie Park Advisory Board working with York County to oversee the creation and plan to build

a community sports park where kids of all ages can participate in ball games, walking trails, pickleball, community gatherings, and recreational opportunities.

In Ed's spare time, he works with AARP to prepare taxes for seniors at no cost. He also serves on the Lake Wylie Chamber of Commerce Board of Directors where he volunteers for a full variety of events and activities presented annually by the Chamber. In addition to his other accomplishments, Ed wrote a book on Data Profiling entitled "Three-Dimensional Analysis – Data Profiling Techniques."

Ed was born in Brooklyn, earned a BBA and MBA at Pace University, and enjoyed a career as a Data Quality and Sales Engineer. His career included positions at Univac, Harris Data Communications, A T & T Bell Labs, NCR, Evoke Software, IBM and Informatica.

Ed is married to Kathy and has three children and seven grandchildren. Always the organizer and community minded person, Ed encourages his family members to assist with projects to help the Lake Wylie Rotary Club and the community.



Ed Lindsey "Lake Wylie Chamber of Commerce Citizen of the Year,"



NEW MEMBER AT LAKE WYLIE

Lake Wylie Rotary Club President Amy Gulig Strong extends a warm welcome to new member Bernd "Bernie" Drahol.



NORTH SPARTANBURG GOES GERMAN FOR THE NIGHT

For its annual Christmas fundraiser, the Rotary Club of North Spartanburg sold bratwurst with sauerkraut and Gluehwein.. Staffing the booth in this photo from left are Fred Herren, Wayne Scholtes, Thomas Koenig, and President-Elect Danny Crout..

What's up with Honey Bees? Learn more at Foothills meeting Feb. 4

BY PDG BARBARA SHAYEB-HELOU

D7750 Fellowships Chair

Rotary Club of the Foothills

ESRAG— the Rotary Action Group for Environmental Sustainability— has taken on creating awareness for the plight of honey bees. They support plant based solutions and created the program R4B. Bee populations have declined; and bees are necessary for pollinization.



This programs relies on numerous Rotary programs such as needs assessments, asset mapping, and partnerships with other organizations.

1. Climate change affects honey population'
2. Disease with some mite carriers results in loss of bee populations

So we have a lot to do.

The president of Honey Bee Corporation in Travelers Rest will speak at the Foothills Club on

Feb. 4. For specifics contact me (barbara-shayeb076@gmail.com).

If you are headed to the RI Annual Convention in Honolulu, you may want to participate with the RWAf.

The Rotary Wine Appreciation Fellowship is having a dinner for its life members on June 7 at Vino(a perfect name) restaurant. Cost is \$150 p.p. for all courses and wines.

There is a second dinner June 10 on Diamond Head at the Kapiolani Community College Culinary School. This should be very interesting and tasty.

Start of your year thinking of sweet things that do good in the World.



GOLDEN CORNER HEARS ABOUT CHILD WELL-BEING

Golden Corner Rotarian Stephanie Blake, left, updated the club on the 2018 South Carolina Child Well-Being Data Profile. As of 2017, there were 15,535 children under the age of 18 in the county and just over 11 million in the state. Twenty-four percent of the children live in households with incomes below the poverty level in the county, a figure that is slightly higher than the 23 percent for South Carolina. Blake is a workforce specialist with SC Works. Pictured with Blake is Golden Corner Rotary Club president Cammie Kaiser.



More district grant recipients for 2019-20

These are the last of the District Grants that have been approved for clubs in 7750 for 2019-20. The figure at the end of each is the amount of the grant, not the total amount of the project. These grants are possible because of your contributions to the Rotary Foundation.

SPARTAN WEST

SWITCH is an organization that fights human trafficking and sexual exploitation in the Upstate of SC. In 2018 SWITCH was able to serve 48 survivors of sex trafficking. They provide awareness, intervention and restoration to the community.

The Spartan West club will purchase the recommended items to fill the Freedom Bags. At one of the regular club meetings all members will participate in filling/packing the backpacks that will be donated to SWITCH. The bags are for the women who are rescued and include clothing, feminine and personal hygiene items and a blanket. **\$2,500**

TWIN CITIES

Our goal is to provide a summer program to offer a quality reading enrichment for children of the BatesburgLeesville Community. The program will provide the opportunity to make community connections for children and their parents, provide up

to date literature and research based reading material for the participating children. Parental education will also be included. Serving Batesburg-Leesville Area kindergarten through second grade students. The total budget for this project is approximately \$20,000.

\$1,500

UNION

We propose to purchase grade level reading books for elementary students at Foster Park Elementary School in Union. Our theme is "Dream Big" and plans are to purchase books such as "Dream Big, Little Pig" and "Dream Big: Michael Jordan and the Pursuit of Excellence" among others that fit our theme which comes from a previous Rotary idea. Plans are to place a permanent Rotary label in each book which will show that Rotarians care about reading. We also anticipate coverage by local news media outlets including two local newspapers and a local radio station. **\$2,500**

WESTMINSTER

Westminster Elementary School is a Title I School in Oconee County with limited funding for Arts Education. The music teacher is passionate about providing well-rounded music education to all of her students, specifically

her 4th and 5th grade students. The objective of our project is to purchase a classroom set of guitars for the 4th and 5th grade students at Westminster Elementary School, teach the students how to play, tune, and maintain the guitars, and instill a love of music education in each of the students' lives for years to come. This will be attained through our club's participation in purchasing the guitars and supporting performances of the students at various events in the school, at Rotary meetings, and in the community.

This project is in line with Rotary's commitment to education, and meets a dire need in our community. The Rotary Club of Westminster envisions a partnership with Westminster Elementary School, and this project could be the way to open the door to that relationship. **\$2,350**

WINNSBORO

The club will purchase books and stuffed animals (Critters) to place in barber shops, beauty salons, and doctor offices for children to enjoy and read with the critters. The project will be centered around Books and Buddies program which offers a reading buddy for every child and adult to enjoy. **\$400**

**Your gifts to the
Rotary Foundation
make these
grants possible.**



2019-20 District 7750 Rotary Foundation Giving

THROUGH 12-26-19
49% OF YEAR COMPLETED

Annual Fund Goal	\$ 431,094 (50 of 50 – 100%)
Annual Fund Total	\$ 211,691 (49.1% goal)
Annual Fund Per Capita	\$ 79.94 (2648 members)
Other Funds	\$ 250
Endowment Fund	\$ 1,000
PolioPlus Goal	\$ 123,594 (50 of 50 – 100%)
PolioPlus	\$ 48,108 (38.9% goal)
Total Giving	\$ 261,050
\$0 AF Clubs	6 (6 of 50 – 12%)
\$0 Polio Clubs	13 (13 of 50 – 26%)
DDF Transfer – Polio	\$ 48,000
Major Gifts	3
Major Donors	4
Paul Harris Fellows	223
Bequest Society	1
Benefactors	4
EREY	1,295 (2648 members – 48.9%)
Sustaining Member	406 (2648 members – 15.3%)
Paul Harris Society Eligible	41 (112 members – 36.6%)
Paul Harris Society Members	113 (Even for year)
Rotary Direct	67 (-4 for year)

ALL-TIME FOR DISTRICT

Paul Harris Fellows	5,299
Benefactors	809
Bequest Society	99
Major Donors	93

POLIO CASES 2019

AFGHANISTAN

26

New Reports

2016: 13

2017: 14

2018: 21

PAKISTAN

111

New Reports

2016: 20

2017: 8

2018: 12

NIGERIA

0

New Reports

2016: 4

2017: 0

2018: 0

POLIO REMAINS endemic in Afghanistan, Nigeria and Pakistan. Until poliovirus transmission is interrupted in these countries, all countries remain at risk of importation of polio, especially vulnerable countries with weak public health and immunization services and travel or trade links to endemic countries.

The countries are working to deliver vaccination services to their people, to carry out sensitive disease surveillance and to cooperate to immunize migrating populations across their common borders. Global Polio Eradication Initiative also supports countries that experience or are vulnerable to the rise of vaccine-derived polio viruses (VDPVs), which are rare and only occur when polio vaccination rates are low. When VDPV cases occur, high levels of vaccination, robust surveillance, and rapid outbreak response are critical.

Membership Champions (28 new members and their sponsors in November)

Member	Type	Club	Sponsor
Alexander, Harold D (HAROLD)	Active-Corporate-Associate	Pickens	Lauren M. Murphy
Benton, Keith R. (KEITH)	Active	Fort Mill	Ben Richey
Best, Gary (GARY)	Active	Abbeville	Thomas Dry Howie II
Best, Tracy (TRACY)	Active	Abbeville	Thomas Dry Howie II
			Thomas Dry Howie II
Bouknight, Lillian (LILLIAN)	Active	Newberry	Renee Stubbs
Browning, Reggie J (REGGIE)	Active	Gaffney	Darrell Parker
Carter, Nikki E. (NIKKI)	Active	Clemson	
Cobb, Eric McKenzie (ERIC)	Active	Spartanburg	Barney Gosnell
Cooper, John W. (JOHN)	Active	Greenwood	Kenneth R. Coffey II
Cox, Richard (RICHARD)	Active	Greenville	Lindsie Sink/ Dolly M. Durham
Day, Chad (CHAD)	Active	Gaffney	Sissy Brock
			Mike Daniel
Eplee, Daniel (DANIEL)	Active	Laurens	John Young
Gilbert, Jamie (JAMIE)	Active	Lancaster Breakfast	John Stephen Willis
Grant, Carlos C. (CARLOS)	Active	Greenville City Center	Michael Taylor
Haltiwanger Jr., James N. (JAMES)	Active	Greenville City Center	Alan D. Austin
Hamilton, Michael (MICHAEL)	Active	Fountain Inn	
Haymond, Adam (ADAM)	Active	Fountain Inn	Richard A Matthews
Hemingway, Wendy (WEN)	Active	Greenville	Jane B. Dyer/ Scott Powell
Jacobs, Jessica Faith (JESSICA)	Active	Emerald City	Marcus M. Monaghan
Jacobs, Stacy (STACY JACOBS)	Active	Fountain Inn	John R. Hastings Sr.
Leary, Julius L Jr. (JUKIE)	Active	Greenwood	Jeffrey Lyle Smith
Ramm, Jamie (JAMIE)	Active	Emerald City	Marcus M. Monaghan
Smith, Wade H. (WADE)	Active	Greenwood	Samuel Madden Leaman III
Whaley, Scott T (SCOTT)	Active	Lancaster Breakfast	Reginald M Lowery
Wheeler, Emma E. (TERESA)	Active	Greenwood	Stephanie C. Helmuth
Wiese, Dennis (DENNIS)	Active	Greenville City Center	Gary C Davis
Wilson, Reno (RENO)	Active	Clemson	Ethel C. Pettigrew
Wisdom, James Jeffrey (JEFF)	Active	Rock Hill	

28 New Members | 25 Terminated Members (2 deceased)

Deadline for February newsletter is Jan. 25

Send items to newsletter editor Sue Poss, editor@rotary7750.org.

Articles received after Jan 25 will be used in March.

Membership Recruitment and Attrition Chart 12/27/19

			Over				OK		
			At				New Needed		
			Under						
Club	Goal	Current Membership	Over/Under Goal	Annual Avg. Attrition	Attrition to Date	Attrition to Go	New Members to Reach Goal	Net Gain/Loss YTD	New Members YTD
Abbeville	61	53	-8	7	2	5	13	1	3
Aiken	187	189	2	25	9	16	14	8	17
Aiken Sunrise	40	36	-4	7	1	6	10	2	3
Anderson	83	74	-9	15	3	12	21	2	5
Batesburg-Leesville	16	14	-2	2	0	2	4	0	0
Blacksburg	20	17	-3	2	1	1	4	0	1
Chester	54	58	4	6	2	4	0	3	5
Clemson	99	96	-3	9	0	9	12	6	6
Clemson-Calhoun	37	36	-1	4	1	3	4	2	3
Clinton	34	37	3	4	0	4	1	6	6
Clover	30	25	-5	3	2	1	6	-2	0
Easley	70	61	-9	6	2	4	13	1	3
E-Club of The Carolinas	33	30	-3	9	1	8	11	2	3
Emerald City (Greenwood)	75	64	-11	7	7	0	11	-5	2
Fort Mill	85	87	2	15	9	6	4	5	14
Fountain Inn	28	29	1	3	2	1	0	2	4
Gaffney	85	74	-11	12	6	6	17	-2	4
Golden Strip Sunrise, (Mauldin)	16	14	-2	2	0	2	4	0	0
Greater Anderson	83	72	-11	9	5	4	15	0	5
Greenville	287	253	-34	46	26	20	54	-15	11
Greenville Breakfast	19	13	-6	6	0	6	12	2	2
Greenville City Center	62	59	-3	6	8	0	3	2	10
Greenwood	130	116	-14	18	8	10	24	1	9
Indian Land	30	20	-10	8	0	8	18	0	0
Indian Land Lunch	23	23	0	2	2	0	0	3	5
Inman	25	21	-4	3	1	2	6	-1	0
Lake Wylie	27	25	-2	4	0	4	6	0	0
Lancaster	72	66	-6	7	0	7	13	1	1
Lancaster Breakfast	60	55	-5	10	2	8	13	2	4
Laurens	62	57	-5	9	0	9	14	1	1
Mauldin	28	25	-3	6	0	6	9	0	0
Newberry	83	76	-7	8	4	4	11	-2	2
North Augusta	30	27	-3	3	0	3	6	1	1
North Spartanburg	48	38	-10	7	2	5	15	-1	1
Pickens	48	42	-6	5	3	2	8	-2	1
Pleasantburg (Greenville)	49	45	-4	5	2	3	7	1	3
Rock Hill	100	63	-37	20	5	15	52	-1	4
Seneca	50	42	-8	5	2	3	11	-1	1
Seneca Golden Corner	27	21	-6	3	3	0	6	-3	0
Simpsonville	50	41	-9	11	4	7	16	0	4
Spartanburg	210	198	-12	20	7	13	25	1	8
Spartan West (Spartanburg)	37	31	-6	4	6	0	6	-4	2
The Foothills, Travelers Res	14	11	-3	4	2	2	5	-1	1
the Reedy River Greenville	42	38	-4	12	3	9	13	1	4
Twin City of Batesburg-Lees	23	21	-2	2	0	2	4	1	1
Union	49	45	-4	5	2	3	7	-2	0
Walhalla	38	27	-11	4	6	0	11	-6	0
Westminster	37	31	-6	8	0	8	14	1	1
Winnsboro	30	29	-1	5	3	2	3	-1	2
York	35	30	-5	7	3	4	9	-2	1
Totals	2961	2655	-306	410	157	259	565	7	164
				38.3%		Net Positive		26	
								Zero New	14
								1 New	11

**Rotary District 7750
Membership Gain & Rotary Foundation
Monthly Progress Report
December 26, 2019**

A r e a	Club	7/1/2020 Member Goal	Current Members 12-26-19	Member Gain 12-26-19	Members 7/1/19	AF Actual 2018-19	AF Goal 2019-20	AF Goal Shortfall vs. LY	% AF Goal Achieved 2019-20	AFPer Capita 2019-20	AF Month	AF YTD 2019-20	Polio Actual 2019-20	Polio YTD 2019-20	Polio Per Capita 2019-20	Polio Goal 2019- 20	Polio % of Goal
1	Anderson	83	75	3	72	24,372	\$11,250	\$13,122	30.0%	\$47	\$0	\$3,375	\$4,404	\$930	\$13	\$3,750	24.8%
1	Clemson	99	96	6	90	17,479	\$15,295	\$2,184	23.2%	\$39	\$162	\$3,542	\$4,570	\$4,330	\$48	\$3,230	134.1%
1	Clemson-Calhoun	37	36	2	34	5,861	\$4,350	\$1,511	47.4%	\$61	\$80	\$2,060	\$1,703	\$645	\$19	\$2,550	25.3%
1	Greater Anderson	83	72	0	72	42,665	\$15,600	\$27,065	36.2%	\$78	\$220	\$5,645	\$4,982	\$1,048	\$15	\$3,900	26.9%
	A-1 AG Tricia McDougald	302	279	11	268	90,377	\$46,495	\$43,882	31.4%	\$55	\$462	\$14,622	\$15,659	\$6,953	\$26	\$13,430	51.8%
2	Seneca	50	43	0	43	7,480	\$8,000		42.4%	\$79	\$254	\$3,395	\$1,020	\$530	\$12	\$1,000	53.0%
2	Seneca Golden Corner	27	22	-2	24	1,490	\$4,200		6.5%	\$11	\$140	\$275	\$672	\$208	\$9	\$1,500	13.8%
2	Walhalla	38	27	-6	33	3,200	\$4,000		5.7%	\$7	\$0	\$227	\$58	\$0	\$0	\$500	0.0%
2	Westminster	37	31	1	30	4,568	\$5,775		57.3%	\$110	\$1,885	\$3,310	\$250	\$250	\$8	\$2,145	11.7%
	A-2 AG Jack Aden	152	123	-7	130	16,738	\$21,975		32.8%	\$55	\$2,279	\$7,207	\$2,000	\$988	\$8	\$5,145	19.2%
3	Greenville	287	253	-15	268	55,497	\$55,000	\$497	47.6%	\$98	\$8,665	\$26,190	\$5,900	\$3,445	\$13	\$8,000	43.1%
3	Greenville Breakfast	19	13	2	11	1,920	\$175	\$1,745	442.9%	\$70	\$0	\$775	\$275	\$120	\$11	\$50	240.0%
3	Greenville City Center	62	59	2	57	4,874	\$6,480		17.2%	\$20	\$100	\$1,117	-\$560	\$945	\$17	\$2,700	35.0%
3	Pleasantburg	49	45	1	44	11,419	\$9,416	\$2,003	33.9%	\$73	\$169	\$3,193	\$6,257	\$200	\$5	\$6,258	3.2%
	A-3 AG Mike Taylor	417	370	-10	380	73,710	\$71,071	\$2,639	44.0%	\$82	\$8,934	\$31,275	\$11,872	\$4,710	\$12	\$17,008	27.7%
4	Inman	25	21	-1	22	2,300	\$2,200	\$100	6.8%	\$7	\$0	\$150	\$50	\$0	\$0	\$550	0.0%
4	North Spartanburg	48	37	-2	39	5,138	\$5,600		32.1%	\$46	\$0	\$1,795	\$2,100	\$540	\$14	\$2,775	19.5%
4	Spartan West	37	31	-4	35	6,911	\$5,775	\$1,136	5.2%	\$9	\$100	\$300	\$500	\$65	\$2	\$1,650	3.9%
4	Spartanburg	210	198	1	197	1,170	\$6,000		35.8%	\$11	\$50	\$2,150	\$14,425	\$0	\$0	\$10,000	0.0%
	A-4 AG Marc White	320	287	-6	293	15,519	\$19,575		22.5%	\$15	\$150	\$4,395	\$17,075	\$605	\$2	\$14,975	4.0%
5	Blacksburg	20	17	0	17	775	\$1,037		111.9%	\$68	\$1,010	\$1,160	\$880	\$100	\$6	\$1,020	9.8%
5	Clover	30	25	-2	27	2,625	\$4,480		11.2%	\$19	\$0	\$500	\$4,792	\$1,600	\$59	\$5,824	27.5%
5	Gaffney	85	74	-2	76	7,336	\$9,340		7.4%	\$9	\$100	\$690	\$1,480	\$286	\$4	\$1,875	15.3%
5	York	35	30	-2	32	9,879	\$10,146		45.2%	\$143	\$1,200	\$4,581	\$2,135	\$677	\$21	\$2,090	32.4%
	A-5 AG Babette Sabia	170	146	-6	152	20,615	\$25,003		27.7%	\$46	\$2,310	\$6,931	\$9,287	\$2,663	\$18	\$10,809	24.6%
6	Fort Mill	85	87	5	82	15,092	\$20,500		101.9%	\$255	\$100	\$20,886	\$100	\$2,100	\$26	\$2,000	105.0%
6	Indian Land	30	20	0	20	4,995	\$4,536	\$459	0.0%	\$0	\$0	\$0	\$765	\$250	\$13	\$1,161	21.5%
6	Indian Land Lunch	2961	2656	0	20	50	\$3,000		37.3%	\$56	\$20	\$1,120	\$50	\$0	\$0	\$500	0.0%
6	Lake Wylie	27	25	0	25	3,616	\$3,800		43.7%	\$66	\$910	\$1,660	\$586	\$1,191	\$48	\$910	130.9%
6	Rock Hill	100	63	-1	64	3,627	\$9,600		4.7%	\$7	\$450	\$450	\$2,400	\$1,174	\$18	\$1,600	73.4%
	A-6 AG Lindsay Walker	3,203	2,851	4	211	27,379	\$41,436		58.2%	\$114	\$1,480	\$24,116	\$3,901	\$4,715	\$22	\$6,171	76.4%

A r e a	Club	7/1/2020 Member Goal	Current Members 12-26-19	Member Gain 12-26-19	Members 7/1/19	AF Actual 2018-19	AF Goal 2019-20	AF Goal Shortfall vs. LY	% AF Goal Achieved 2019-20	AFPer Capita 2019-20	AF Month	AF YTD 2019-20	Polio Actual 2019-20	Polio YTD 2019-20	Polio Per Capita 2019-20	Polio Goal 2019- 20	Polio % of Goal
7	Chester	54	58	3	55	3,015	\$6,450		0.0%	\$0	\$0	\$0	\$2,780	\$800	\$15	\$3,900	20.5%
7	Lancaster	72	66	1	65	4,217	\$3,808	\$409	23.0%	\$13	\$75	\$875	\$3,675	\$3,404	\$52	\$1,700	200.2%
7	Lancaster Breakfast	60	55	2	53	5,125	\$5,060	\$65	8.9%	\$8	\$0	\$450	\$1,286	\$600	\$11	\$825	72.7%
7	Winnsboro	30	29	-1	30	1,450	\$1,000	\$450	100.0%	\$33	\$0	\$1,000	\$300	\$0	\$0	\$250	0.0%
	A-7 AG Joyce Morin	216	208	5	203	13,807	\$16,318		14.2%	\$11	\$75	\$2,325	\$8,041	\$4,804	\$24	\$6,675	72.0%
8	Aiken	187	188	7	181	25,370	\$22,875	\$2,495	30.4%	\$38	\$1,985	\$6,955	\$5,536	\$0	\$0	\$5,490	0.0%
8	Aiken Sunrise	40	36	2	34	8,385	\$7,000	\$1,385	36.7%	\$76	\$100	\$2,570	\$1,510	\$81	\$2	\$2,400	3.4%
8	Batesburg-Leesville	16	14	0	14	2,934	\$2,935		0.0%	\$0	\$0	\$0	\$2,202	\$0	\$0	\$3,500	0.0%
8	North Augusta	30	27	1	26	1,900	\$3,150		0.0%	\$0	\$0	\$0	\$695	\$600	\$23	\$1,050	57.1%
8	Twin City of Batesburg- Leesville	23	21	1	20	3,416	\$3,885		15.4%	\$30	\$100	\$600	\$1,050	\$0	\$0	\$1,050	0.0%
	A-8 AG Rysheeka Bush	296	286	11	275	42,005	\$39,845	\$2,160	25.4%	\$37	\$2,185	\$10,125	\$10,993	\$681	\$2	\$13,490	5.0%
9	Abbeville	61	53	1	52	5,460	\$5,500		17.3%	\$18	\$0	\$950	\$150	\$0	\$0	\$1,000	0.0%
9	EClub of the Carolinas	33	30	2	28	12,015	\$5,000	\$7,015	86.1%	\$154	\$1,135	\$4,303	\$3,775	\$730	\$26	\$1,000	73.0%
9	Emerald City	75	65	-4	69	33,000	\$28,000	\$5,000	46.1%	\$187	\$1,250	\$12,906	\$5,000	\$4,005	\$58	\$3,500	114.4%
9	Greenwood	130	116	1	115	47,410	\$20,125	\$27,285	292.8%	\$512	\$30	\$58,935	\$2,835	\$10,038	\$87	\$5,000	200.8%
	A-9 AG Stephen Baggett	299	264	0	264	97,885	\$58,625	\$39,260	131.5%	\$292	\$2,415	\$77,094	\$11,760	\$14,773	\$56	\$10,500	140.7%
10	Clinton	34	37	6	31	2,430	\$4,000		38.8%	\$50	\$0	\$1,550	\$50	\$500	\$16	\$1,000	50.0%
10	Laurens	62	57	1	56	5,875	\$7,000		41.4%	\$52	\$0	\$2,900	\$2,856	\$183	\$3	\$1,500	12.2%
10	Newberry	83	76	-2	78	33,410	\$18,000	\$15,410	78.6%	\$181	\$1,500	\$14,150	\$5,103	\$2,248	\$29	\$3,500	64.2%
10	Union	49	45	-2	47	6,608	\$7,536		30.2%	\$48	\$1,450	\$2,275	\$6,133	\$2,275	\$48	\$2,496	91.1%
	A-10 AG Michael Seymour	228	215	3	212	48,323	\$36,536	\$11,787	57.1%	\$98	\$2,950	\$20,875	\$14,142	\$5,206	\$25	\$8,496	61.3%
11	Fountain Inn	28	29	2	27	4,040	\$1,800	\$2,240	6.7%	\$4	\$20	\$120	\$369	\$0	\$0	\$600	0.0%
11	Golden Strip Sunrise	16	14	0	14	2,800	\$1,500	\$1,300	16.7%	\$18	\$25	\$250	\$2,425	\$0	\$0	\$500	0.0%
11	Mauldin	28	25	0	25	225	\$5,850		0.0%	\$0	\$0	\$0	\$50	\$0	\$0	\$3,900	0.0%
11	Simpsonville	50	41	0	41	6,471	\$6,765		27.6%	\$46	\$85	\$1,869	\$1,036	\$421	\$10	\$2,000	21.1%
	A-11 AG Lisa Forrester	122	109	2	107	13,536	\$15,915		14.1%	\$21	\$130	\$2,239	\$3,880	\$421	\$4	\$7,000	6.0%
12	Easley	70	61	1	60	5,575	\$9,000		49.4%	\$74	\$0	\$4,450	\$2,250	\$0	\$0	\$1,000	0.0%
12	The Reedy River	42	38	1	36	19,420	\$22,040		19.6%	\$120	\$1,834	\$4,313	\$3,000	\$870	\$24	\$6,270	13.9%
12	Pickens	48	41	-3	44	4,405	\$5,400		22.7%	\$28	\$0	\$1,225	\$1,760	\$200	\$5	\$2,025	9.9%
12	The Foothills, TR	14	11	-1	12	2,950	\$1,860	\$1,090	0.0%	\$0	\$0	\$0	\$100	\$20	\$2	\$600	3.3%
	A-12 AG Karen Culley	174	151	-2	152	32,350	\$38,300		26.1%	\$66	\$1,834	\$9,988	\$7,110	\$1,090	\$7	\$9,895	11.0%
	District 7750					3,650					\$500	\$500	\$4,000	\$500			
	Totals	5899	5,289	5	2,647	495,894	\$431,094	\$64,800	49.1%	\$80	\$25,704	\$211,691	\$119,720	\$48,108	\$18	\$123,594	38.9%

Area Summary

	7/1/2020 Member Goal	Current Members 12-26-19	Member Gain 12-26-19	Members 7/1/19	AF Actual 2018-19	AF Goal 2019-20	AF Goal Shortfall vs. LY	% AF Goal Achieved 2019-20	AFPer Capita 2019-20	AF Month	AF YTD 2019-20	Polio Actual 2019-20	Polio YTD 2019-20	Polio Per Capita 2019-20	Polio Goal 2019- 20	Polio % of Goal
A-1 AG Tricia McDougald	302	279	11	268	90,377	\$46,495	\$43,882	31.4%	\$55	\$462	\$14,622	\$15,659	\$6,953	\$26	\$13,430	51.8%
A-2 AG Jack Aden	152	123	-7	130	16,738	\$21,975		32.8%	\$55	\$2,279	\$7,207	\$2,000	\$988	\$8	\$5,145	19.2%
A-3 AG Mike Taylor	417	370	-10	380	73,710	\$71,071	\$2,639	44.0%	\$82	\$8,934	\$31,275	\$11,872	\$4,710	\$12	\$17,008	27.7%
A-4 AG Marc White	320	287	-6	293	15,519	\$19,575		22.5%	\$15	\$150	\$4,395	\$17,075	\$605	\$2	\$14,975	4.0%
A-5 AG Babette Sabia	170	146	-6	152	20,615	\$25,003		27.7%	\$46	\$2,310	\$6,931	\$9,287	\$2,663	\$18	\$10,809	24.6%
A-6 AG Lindsay Walker	3203	2851	4	211	27,379	\$41,436		58.2%	\$114	\$1,480	\$24,116	\$3,901	\$4,715	\$22	\$6,171	76.4%
A-7 AG Joyce Morin	216	208	5	203	13,807	\$16,318		14.2%	\$11	\$75	\$2,325	\$8,041	\$4,804	\$24	\$6,675	72.0%
A-8 AG Rysheeka Bush	296	286	11	275	42,005	\$39,845	\$2,160	25.4%	\$37	\$2,185	\$10,125	\$10,993	\$681	\$2	\$13,490	5.0%
A-9 AG Stephen Baggett	299	264	0	264	97,885	\$58,625	\$39,260	131.5%	\$292	\$2,415	\$77,094	\$11,760	\$14,773	\$56	\$10,500	140.7%
A-10 AG Michael Seymour	228	215	3	212	48,323	\$36,536	\$11,787	57.1%	\$98	\$2,950	\$20,875	\$14,142	\$5,206	\$25	\$8,496	61.3%
A-11 AG Lisa Forrester	122	109	2	107	13,536	\$15,915		14.1%	\$21	\$130	\$2,239	\$3,880	\$421	\$4	\$7,000	6.0%
A-12 AG Karen Culley	174	151	-2	152	32,350	\$38,300		26.1%	\$66	\$1,834	\$9,988	\$7,110	\$1,090	\$7	\$9,895	11.0%
Totals	5899	5289	5	2,647	492,244	431,094	\$99,727	49.1%	\$80	\$25,704	\$211,691	\$115,720	\$47,608	\$18	\$123,594	38.9%

Top Giving Clubs (Annual Fund)

Top Clubs by % of AF Goal Achieved

1	Greenville Breakfast	443%
2	Greenwood	293%
3	Blacksburg	112%
4	Fort Mill	102%
5	Winnsboro	100%

Top Clubs by AF Per Capita

1	Greenwood	\$512.48
2	Fort Mill	\$254.71
3	Emerald City	\$187.04
4	Newberry	\$181.41
5	EClub of the Carolinas	\$153.66

Top Clubs by Total AF Giving

1	Greenwood	\$58,935
2	Greenville	\$26,190
3	Fort Mill	\$20,886
4	Newberry	\$14,150
5	Emerald City	\$12,906

Top Giving Clubs (Polio)

Top Clubs by % of Polio Goal Achieved

1	Greenville Breakfast	240%
2	Greenwood	201%
3	Lancaster	200%
4	Clemson	134%
5	Lake Wylie	131%

Top Clubs by Total Polio Giving

1	Greenwood	\$10,038
2	Clemson	\$4,330
3	Emerald City	\$4,005
4	Greenville	\$3,445
5	Lancaster	\$3,404

District Statistics

5 Clubs hav Clubs have achieved 100% of their AF Goal

7 Clubs hav Clubs have achieved 75% of their AF Goal

8 Clubs hav Clubs have achieved 100% of their Polio Goal

5 Clubs are Clubs are over \$150 AF Per Capita

8 Clubs are Clubs are over \$100 AF Per Capita

0 Clubs hav Clubs have given \$5 Total to the AF (Zero Giving)

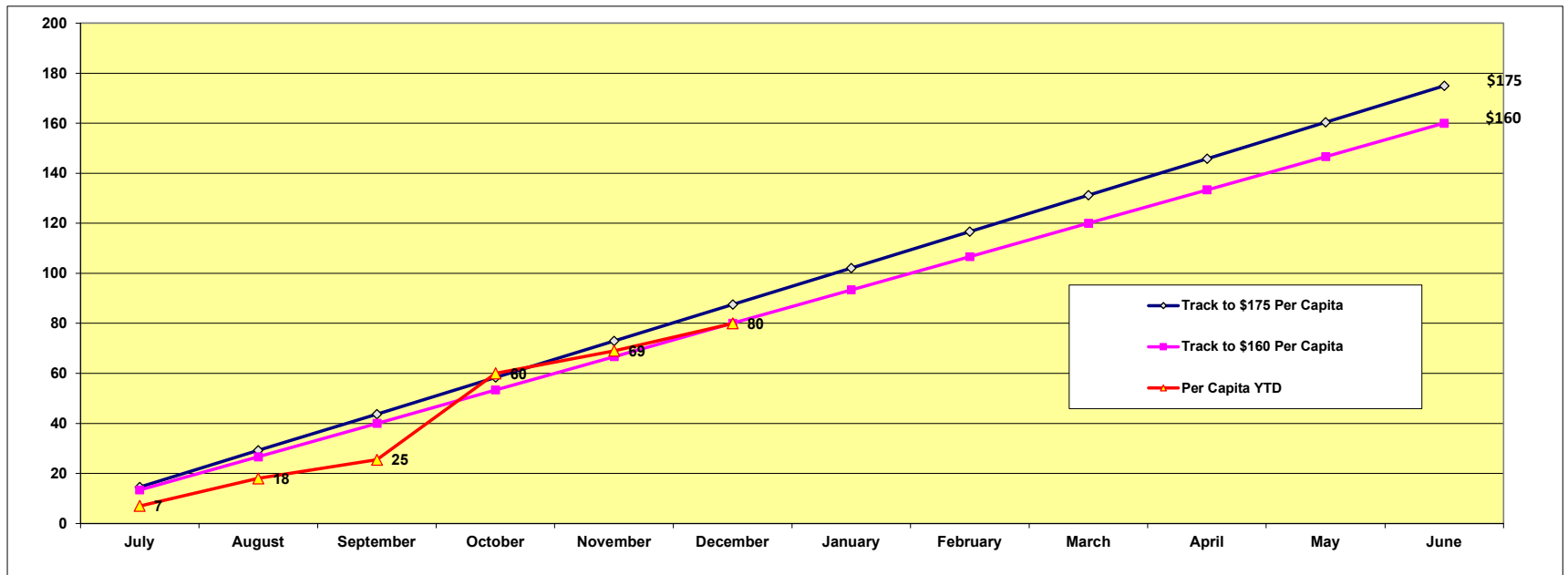
0 Clubs hav Clubs have given \$5 Total to Polio (Zero Giving)

1 Areas hav Areas have achieved 100% of their AF Goal

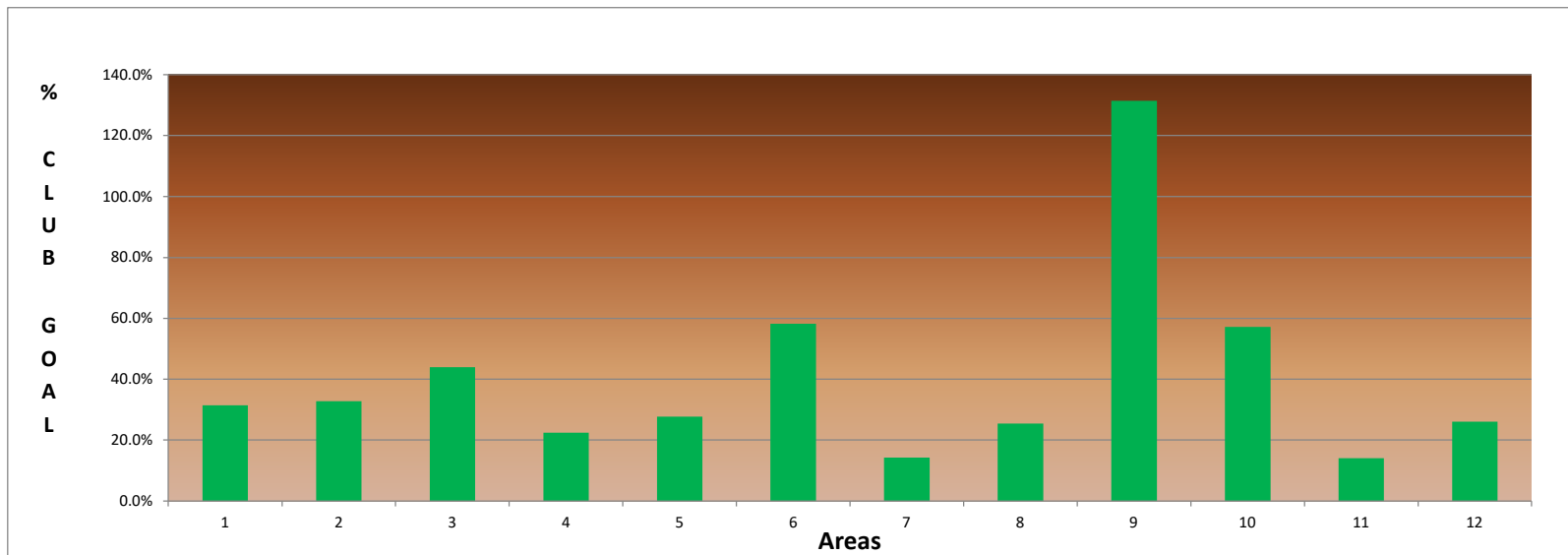
1 Areas hav Areas have achieved 75% of their AF Goal

1 Areas are Areas are over \$200 AF Per Capita

2 Areas are Areas are over \$100 AF Per Capita

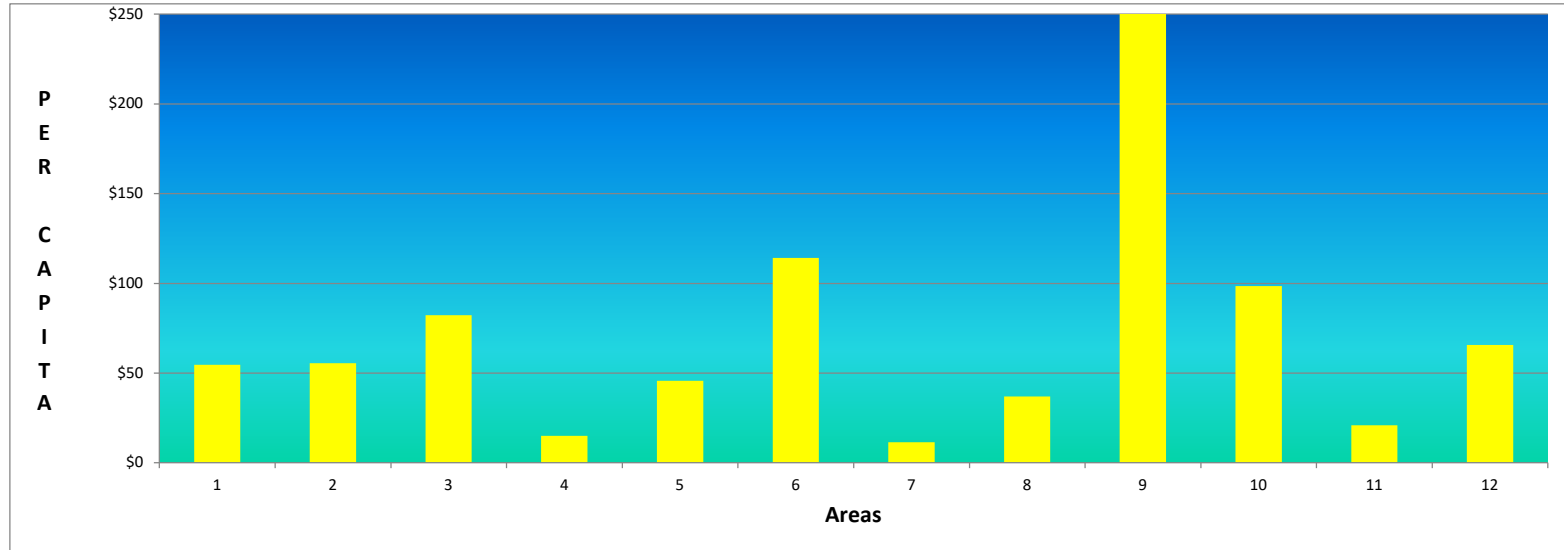


% of Club AF Goal Achieved - By Area



AF Per Capita - By Area

Goal is \$175



All Clubs Ranked by % of AF Goal Achieved

1	Greenville Breakfast	443%
2	Greenwood	293%
3	Blacksburg	112%
4	Fort Mill	102%
5	Winnsboro	100%
6	EClub of the Carolinas	86%
7	Newberry	79%
8	Westminster	57%
9	Easley	49%
10	Greenville	48%
11	Clemson-Calhoun	47%
12	Emerald City	46%
13	York	45%
14	Lake Wylie	44%
15	Seneca	42%
16	Laurens	41%
17	Clinton	39%
18	Indian Land Lunch	37%
19	Aiken Sunrise	37%
20	Greater Anderson	36%
21	Spartanburg	36%
22	Pleasantburg	34%
23	North Spartanburg	32%
24	Aiken	30%
25	Union	30%
26	Anderson	30%
27	Simpsonville	28%
28	Clemson	23%
29	Lancaster	23%
30	Pickens	23%

All Clubs Ranked by % of Polio Goal Achieved

1	Greenville Breakfast	240%
2	Greenwood	201%
3	Lancaster	200%
4	Clemson	134%
5	Lake Wylie	131%
6	Emerald City	114%
7	Fort Mill	105%
8	Union	91%
9	Rock Hill	73%
10	EClub of the Carolinas	73%
11	Lancaster Breakfast	73%
12	Newberry	64%
13	North Augusta	57%
14	Seneca	53%
15	Clinton	50%
16	Greenville	43%
17	Greenville City Center	35%
18	York	32%
19	Clover	27%
20	Greater Anderson	27%
21	Clemson-Calhoun	25%
22	Anderson	25%
23	Indian Land	22%
24	Simpsonville	21%
25	Chester	21%
26	North Spartanburg	19%
27	Gaffney	15%
28	The Reedy River	14%
29	Seneca Golden Corner	14%
30	Laurens	12%

31	The Reedy River	20%
32	Abbeville	17%
33	Greenville City Center	17%
34	Golden Strip Sunrise	17%
35	Twin City of Batesburg-Leesville	15%
36	Clover	11%
37	Lancaster Breakfast	9%
38	Gaffney	7%
39	Inman	7%
40	Fountain Inn	7%
41	Seneca Golden Corner	7%
42	Walhalla	6%
43	Spartan West	5%
44	Rock Hill	5%
45		0%
46		0%
47		0%
48		0%
49		0%
50		0%

31	Westminster	12%
32	Pickens	10%
33	Blacksburg	10%
34	Spartan West	4%
35	Aiken Sunrise	3%
36	The Foothills, TR	3%
37	Pleasantburg	3%
38		0%
39		0%
40		0%
41		0%
42		0%
43		0%
44		0%
45		0%
46		0%
47		0%
48		0%
49		0%
50		0%

All Clubs Ranked by AF Per Capita

1	Greenwood	\$512.48
2	Fort Mill	\$254.71
3	Emerald City	\$187.04
4	Newberry	\$181.41
5	EClub of the Carolinas	\$153.66
6	York	\$143.16
7	The Reedy River	\$119.81
8	Westminster	\$110.33
9	Greenville	\$97.72
10	Seneca	\$78.95
11	Greater Anderson	\$78.40
12	Aiken Sunrise	\$75.59
13	Easley	\$74.17
14	Pleasantburg	\$72.57
15	Greenville Breakfast	\$70.45
16	Blacksburg	\$68.24
17	Lake Wylie	\$66.40
18	Clemson-Calhoun	\$60.59
19	Indian Land Lunch	\$56.00
20	Laurens	\$51.79
21	Clinton	\$50.00
22	Union	\$48.40
23	Anderson	\$46.88
24	North Spartanburg	\$46.03
25	Simpsonville	\$45.59
26	Clemson	\$39.36
27	Aiken	\$38.43
28	Winnsboro	\$33.33
29	Twin City of Batesburg-Leesville	\$30.00
30	Pickens	\$27.84
31	Greenville City Center	\$19.60
32	Clover	\$18.52
33	Abbeville	\$18.27

All Clubs Ranked by Polio Per Capita

1	Greenwood	\$87.29
2	Clover	\$59.26
3	Emerald City	\$58.04
4	Lancaster	\$52.36
5	Union	\$48.40
6	Clemson	\$48.11
7	Lake Wylie	\$47.64
8	Newberry	\$28.83
9	EClub of the Carolinas	\$26.07
10	Fort Mill	\$25.61
11	The Reedy River	\$24.17
12	North Augusta	\$23.08
13	York	\$21.16
14	Clemson-Calhoun	\$18.97
15	Rock Hill	\$18.34
16	Greenville City Center	\$16.58
17	Clinton	\$16.13
18	Greater Anderson	\$14.56
19	Chester	\$14.55
20	North Spartanburg	\$13.85
21	Anderson	\$12.92
22	Greenville	\$12.85
23	Indian Land	\$12.50
24	Seneca	\$12.33
25	Lancaster Breakfast	\$11.32
26	Greenville Breakfast	\$10.91
27	Simpsonville	\$10.27
28	Seneca Golden Corner	\$8.65
29	Westminster	\$8.33
30	Blacksburg	\$5.88
31	Pleasantburg	\$4.55
32	Pickens	\$4.55
33	Gaffney	\$3.76

34	Golden Strip Sunrise	\$17.86
35	Lancaster	\$13.46
36	Seneca Golden Corner	\$11.46
37	Spartanburg	\$10.91
38	Gaffney	\$9.08
39	Spartan West	\$8.57
40	Lancaster Breakfast	\$8.49
41	Rock Hill	\$7.03
42	Walhalla	\$6.88
43	Inman	\$6.82
44	Fountain Inn	\$4.44
45		\$0.00
46		\$0.00
47		\$0.00
48		\$0.00
49		\$0.00
50		\$0.00

34	Laurens	\$3.26
35	Aiken Sunrise	\$2.38
36	Spartan West	\$1.86
37	The Foothills, TR	\$1.67
38		\$0.00
39		\$0.00
40		\$0.00
41		\$0.00
42		\$0.00
43		\$0.00
44		\$0.00
45		\$0.00
46		\$0.00
47		\$0.00
48		\$0.00
49		\$0.00
50		\$0.00

All Clubs Ranked by Total AF Giving

1	Greenwood	\$58,935
2	Greenville	\$26,190
3	Fort Mill	\$20,886
4	Newberry	\$14,150
5	Emerald City	\$12,906
6	Aiken	\$6,955
7	Greater Anderson	\$5,645
8	York	\$4,581
9	Easley	\$4,450
10	The Reedy River	\$4,313
11	EClub of the Carolinas	\$4,303
12	Clemson	\$3,542
13	Seneca	\$3,395
14	Anderson	\$3,375
15	Westminster	\$3,310
16	Pleasantburg	\$3,193
17	Laurens	\$2,900
18	Aiken Sunrise	\$2,570
19	Union	\$2,275
20	Spartanburg	\$2,150
21	Clemson-Calhoun	\$2,060
22	Simpsonville	\$1,869
23	North Spartanburg	\$1,795
24	Lake Wylie	\$1,660
25	Clinton	\$1,550
26	Pickens	\$1,225
27	Blacksburg	\$1,160
28	Indian Land Lunch	\$1,120
29	Greenville City Center	\$1,117
30	Winnsboro	\$1,000
31	Abbeville	\$950
32	Lancaster	\$875

All Clubs Ranked by Total Polio Giving

1	Greenwood	\$10,038
2	Clemson	\$4,330
3	Emerald City	\$4,005
4	Greenville	\$3,445
5	Lancaster	\$3,404
6	Union	\$2,275
7	Newberry	\$2,248
8	Fort Mill	\$2,100
9	Clover	\$1,600
10	Lake Wylie	\$1,191
11	Rock Hill	\$1,174
12	Greater Anderson	\$1,048
13	Greenville City Center	\$945
14	Anderson	\$930
15	The Reedy River	\$870
16	Chester	\$800
17	EClub of the Carolinas	\$730
18	York	\$677
19	Clemson-Calhoun	\$645
20	Lancaster Breakfast	\$600
21	North Augusta	\$600
22	North Spartanburg	\$540
23	Seneca	\$530
24	Clinton	\$500
25	Simpsonville	\$421
26	Gaffney	\$286
27	Westminster	\$250
28	Indian Land	\$250
29	Seneca Golden Corner	\$208
30	Pleasantburg	\$200
31	Pickens	\$200
32	Laurens	\$183

33	Greenville Breakfast	\$775
34	Gaffney	\$690
35	Twin City of Batesburg-Leesville	\$600
36	Clover	\$500
37	Rock Hill	\$450
38	Lancaster Breakfast	\$450
39	Spartan West	\$300
40	Seneca Golden Corner	\$275
41	Golden Strip Sunrise	\$250
42	Walhalla	\$227
43	Inman	\$150
44	Fountain Inn	\$120
45		\$0
46		\$0
47		\$0
48		\$0
49		\$0
50		\$0

33	Greenville Breakfast	\$120
34	Blacksburg	\$100
35	Aiken Sunrise	\$81
36	Spartan West	\$65
37	The Foothills, TR	\$20
38		\$0
39		\$0
40		\$0
41		\$0
42		\$0
43		\$0
44		\$0
45		\$0
46		\$0
47		\$0
48		\$0
49		\$0
50		\$0

All Areas Ranked by % of AF Goal Achieved

1	A-9 AG Stephen Baggett	131.5%
2	A-6 AG Lindsay Walker	58.2%
3	A-10 AG Michael Seymour	57.1%
4	A-3 AG Mike Taylor	44.0%
5	A-2 AG Jack Aden	32.8%
6	A-1 AG Tricia McDougald	31.4%
7	A-5 AG Babette Sabia	27.7%
8	A-12 AG Karen Culley	26.1%
9	A-8 AG Rysheeka Bush	25.4%
10	A-4 AG Marc White	22.5%
11	A-7 AG Joyce Morin	14.2%
12	A-11 AG Lisa Forrester	14.1%

All Areas Ranked by AF Per Capita

1	A-9 AG Stephen Baggett	\$292.02
2	A-6 AG Lindsay Walker	\$114.29
3	A-10 AG Michael Seymour	\$98.47
4	A-3 AG Mike Taylor	\$82.30
5	A-12 AG Karen Culley	\$65.71
6	A-2 AG Jack Aden	\$55.44
7	A-1 AG Tricia McDougald	\$54.56
8	A-5 AG Babette Sabia	\$45.60
9	A-8 AG Rysheeka Bush	\$36.82
10	A-11 AG Lisa Forrester	\$20.93
11	A-4 AG Marc White	\$15.00
12	A-7 AG Joyce Morin	\$11.45

All Areas Ranked by Total AF Giving

1	A-9 AG Stephen Baggett	\$77,094
2	A-3 AG Mike Taylor	\$31,275
3	A-6 AG Lindsay Walker	\$24,116
4	A-10 AG Michael Seymour	\$20,875
5	A-1 AG Tricia McDougald	\$14,622
6	A-8 AG Rysheeka Bush	\$10,125
7	A-12 AG Karen Culley	\$9,988
8	A-2 AG Jack Aden	\$7,207
9	A-5 AG Babette Sabia	\$6,931
10	A-4 AG Marc White	\$4,395
11	A-7 AG Joyce Morin	\$2,325
12	A-11 AG Lisa Forrester	\$2,239