



DISTRICT GOVERNOR ROB HANLEY
Rotary Club of Greenville City Center
864.325.9483
dg2019@rotary7750.org



7750

ROTARY INTERNATIONAL

OCTOBER 2019 ■ WWW.ROTARY7750.ORG

OCTOBER: Economic and Community
Development Month

NOVEMBER: Rotary Foundation Month



AIKEN'S FALL MEMBERSHIP HARVEST NETS SIX NEW MEMBERS IN AUGUST

The Rotary Club of Aiken continued its "Fall Membership Harvest" with the induction of six new members added to the club rolls in late August. More are arriving in September. Relying on the district's membership strategy workshops, the club is nearing an all-time high in number of club members." From left to right, new member/ sponsor directly behind: Jacob Cyr/ Liz Stewart; Butch Blackwell/ Tim McClendon; Ladonna Armstrong/ Betty Ryberg; Frank Sawyer/ Grant Wiseman; Heidi Hoffman/ Ellen Priest; Charles Rudnick/ Chris Verenes.

WORLD POLIO DAY OCTOBER 24 You can participate in an event in Rock Hill on the evening of Oct. 23; with Rotarians from around the state at the baseball stadium in Columbia on Oct. 24; or plan something special for your club around the time of this big day. Details inside.

Nov. 7
Foundation Event
Greenwood
See page 12

CONNECTIONS

Economic Development and Community Month

Be the inspiration. Connect the world.

BY DG ROB HANLEY

Rotary Club of Greenville City Center

With 90 degree days and no rain, it's difficult to believe that Fall is upon us. However, we have entered Fall, and October is a month when many Rotary clubs in District 7750 hold fund-raising events. I know that a number of clubs will hold golf tournaments. A golf tournament is a good opportunity to introduce your Rotary club to non-Rotarian golfers by telling them how the proceeds will be used, and inviting them to an upcoming meeting, or service project.

Several Rotary clubs will be involved with local events, such as Oktoberfest in Walhalla, the Clover Mummyshuffle, the Night of Singing in Simpsonville and Fountain Inn, and Steeple chase racing in Aiken. Again, these are opportunities to promote your Rotary club. Show the Rotary brand and be prepared to tell your Rotary story.

Of course, clubs also hold service projects this month, such as supporting the Mauldin Miracle League, delivering for Meals on Wheels, or reading to kindergarten and elementary school children.

Rotarians are people of action as shown by the way our Rotary clubs engage and connect to their communities and to the world.

October is Economic Development and Community Month. Hurricane Dorian has made this a top priority in Rotary Zones 33 and 34, especially in Zone 34. Dorian's Category 5 winds, rain and storm surge devastated the northern islands in Bermuda, leaving approximately 70,000 people homeless and refugees in their own nation. The hardest hit islands in The Bahamas were the Abacos, in District 7020 and Grand Bahama Island, in District 6990. After skirting the

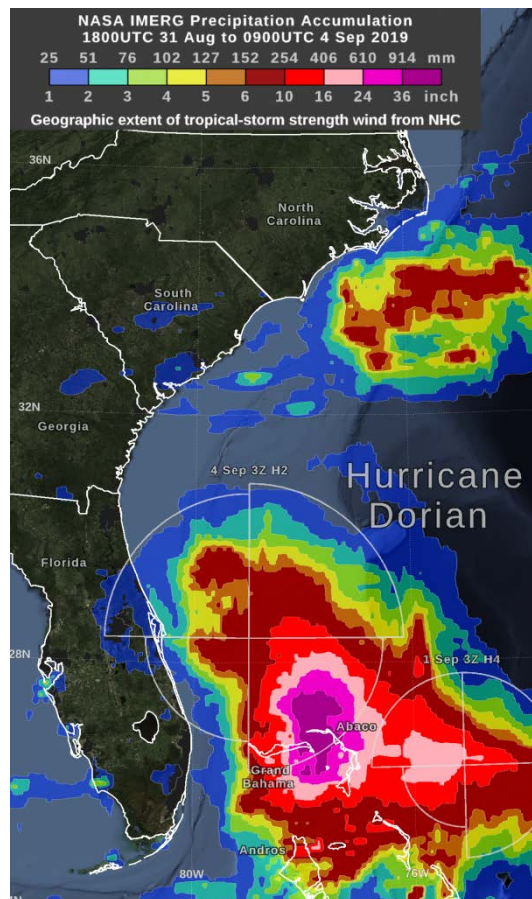
Florida, Georgia, and South Carolina coasts, Dorian made landfall on the Outerbanks of North Carolina, District 7720, flooding most of the homes on Ocracoke Island. Even after losing hurricane strength, Dorian's wind and rain wreaked havoc in the Canadian Maritime provinces, which are in District 7820 in Zone 24.

As this event was happening Rotarians were taking action by providing updates, checking on colleagues and friends, and mobilizing relief efforts. Even as Dorian's winds were battering Grand Bahama, our Zone leadership identified several ways that Rotarians could contribute money for immediate relief efforts. Several districts in Florida have held meal preparation events that have provided over 200,000 meals to the Bahamas. Others have collected water and supplies and arranged for shipments to the islands.

Over the past few days I have contacted most of the District Governors in Zones 33 and 34 affected by Hurricane Dorian, and for the most part they report little damage and little need. However, that is not the case for the northern Bahamas and the Outer Banks of North Carolina. Many Rotarians and Rotary clubs in District 7750

have already donated cash for Dorian relief. However, meeting immediate needs is just the beginning. Tens of thousands of Bahamians and thousands of North Carolinians will require long-term recovery and rebuilding of their lives and their communities. Your District leadership team is reviewing actions that we can undertake to aid these communities.

Rotarians are people of action. We are also people who look to provide sustainable, long-term solutions. We can help our friends and neighbors in the Bahamas and North Carolina rebuild by putting Service above Self.



Membership Points to Ponder

BY PDG ED IRICK | D7750 Membership Chair | DG2017@Rotary7750.org

Here are some membership facts from the My Rotary website. Following each of them are questions that pertain to you as a Rotarian and to your club's approach to membership. As you read through them, make a mental assessment of the situation that exists in your club. The intent is to make you think about your club in terms of its membership both from its demographics and engagement of members.

The majority of all Rotary club members are between the ages of 50 – 70. Maybe it is time we start to pay more attention to recruiting younger members. Have you thought about starting a satellite club geared to younger members, or starting a Rotaract Club?

Surveys show that prospective members are more likely to join and stay in Rotary if the club is willing to accommodate their interests, as well as, their work, family and personal needs. The majority gave one of three reasons for leaving: cost or time demands, general club environment, or unmet expectations. The expectations that aren't met include volunteering and community involvement, friendship, networking, and service projects and events. What is your club doing to ensure the needs and expectations of its members are being met?

Research indicates that people are more likely to give time and money to an organization with a proven record of tangible results. Rotary is certainly one of these organizations. What is your club doing to inform its members that Rotary is one of the top ranked and most efficiently managed humanitarian organizations in the world?

Less than 10% all Rotarians have ever asked someone to join Rotary. What can you do to encourage more of your members to ask their acquaintances to join Rotary?

78 percent of members worldwide are male, while only 22 percent are female. The worldwide ratio of males to females is close to 50:50. There are slightly more males than females. What is the make-up of your club? Does your club reflect the demographics of your community?

Having a clear process in place to manage prospective members is important and will significantly change your long-term membership trajectory. Does your club effectively identify, track, and manage its potential members?

Considering the above do you see any need for improvement?

PDG Ted Hammett, Rotary Club of Inman, dies at 90

Past District Governor Ted Hammett died Sept. 19. He was a long time member of the Rotary Club of Inman and served 7750 as Governor in 1996-97. He was 90. He and his wife Juanita had been married for 68 years. Ted graduated from Clemson University in 1951. He retired from Burlington Industries where at

one time he was the start-up manager for Burlington in Ireland. In retirement he owned a blueberry farm in Inman.

Memorials for Ted may be sent to the Rotary Foundation, One Rotary Center, 1560 Sherman Ave., Evanston, IL 60201.



YORK RECOGNIZES SANDIFER AS ROTARIAN OF THE YEAR

Grier Sandifer was selected as York's 2018-19 Rotarian of the Year. Outgoing president Amy Hagner presented the plaque at the weekly meeting the last of June.



DG VISITS YORK

On Thursday, September 19 the York Club was visited by District Governor Rob Handley. He met with the Board at 11:30 am and delivered the program during our regular lunch meeting. His specific request was for us to support Polio Plus.



BREWER GETS PAUL HARRIS FELLOW

Chuck Brewer was awarded the Paul Harris Fellow by the District Governor and the D.G. did a great job with the presentation. Chuck works only on Thursdays for a local caterer. He has transported the York Rotary's Thursday lunch each week and has done this for quite some time. We embrace him as a part of our Rotary family.



100% PAUL HARRIS CLUB

Joe Johnson presented the Rotary Club the with a banner noting 100% Paul Harris membership. The goal is to get each new member moving forward up to the first level of PHF ASAP to maintain 100%.



PRESIDENTS EXCHANGE GAVELS

Outgoing York President Amy Hagner handed the gavel to new President Ryan Blancke and he handed Amy a plaque for her year as President.



THREE 7750 ROTARIANS GRADUATE RLI

Congratulations to our district's most recent Rotary Leadership Institute graduates: Marc White, North Spartanburg; Beverly Leslie, Newberry; and Suzy Nelson, Greenville. Participants in RLI grow their passion for Rotary and become leaders in their clubs. RLI workshops engage Rotarians in open discussion, problem-solving and creative role-play to develop skills to benefit their lives, communities, and clubs. Rotarians can sign up for upcoming RLI workshops in DACdb through the District Calendar link. More information about the Rotary Leadership Institute can be found at www.rli33.org.

From left are 7750 RLI coordinator Renee Stubbs, Marc, Beverly, Suzy, and Regional Coordinator Tim Beck. Of course, that is DG Rob with the funny hat cheering them on.

Deadline for November newsletter is Oct. 25

Send items to newsletter editor Sue Poss, editor@rotary7750.org.

Articles received after Oct. 25 will be used in December.



LEFT: Golden Corner Rotary Club president Cammie Kaiser, Rotarian Pam Dowd, Seneca Rotary Club president Alena Pelfry and Rotarian Stephanie Blake.

BELOW: Alena Pelfry, president of Seneca Rotary Club and Jack Aden, the area's Assistant Governor.

Oconee County clubs lead food drive

Rotary clubs in Oconee County participated in a Food Drive for the county's Food Pantry during Rotary Night at Jazz On The Alley. Jazz On The Alley was recognized as South Carolina's 2018 top promotional event and is led by Riley Johnson, Seneca's events coordinator.



Bring your lawn chairs & enjoy a night of music under the stars!



Saluting
Rotary
International
Golden Corner, Seneca
& Westminster

Please bring a
canned or non-perishable
food item to benefit
Golden Corner
Food Pantry

THIS WEEK'S FOOD PROVIDED BY:
Spot On The Alley • Bonaterra
Walnut St. Bakery • The Pound Cake Man
313 Cafe • Crabs To Go • Burrito Shack
Hoos & Hoos • Your Pie • Annellation Wine

The Oconee County clubs received good publicity in the newspaper regarding their food drive.

ST. JOSEPH'S INTERACT CLUB ENGAGES WITH THE HAITI LITERACY PROJECT

Eighteen students in St Joseph's Catholic High School Interact Club welcomed the District's Haiti Literacy Project on the 17th of September 2019. The topic was the project's newest effort centered on creating a new Kreyòl Alphabet Chart suitable for all preschoolers across the country. The Interact Club has donated funds from a school "Dress Down Day" to Haiti Literacy, and these will be directed towards Kreyòl books and reading incentives for grades pre-k through age three in collaborating library programs.



St. Joseph's High School
Interact
Sponsored by the Rotary
Club of Pleasantburg



FELLOWSHIPS AND ROTARY ACTION GROUPS

Rotary will help United Nations celebrate 75 years

BY PDG BARBARA SHAYEB-HELOU

The Rotary Action Group for Peace wants all of us to be aware that the United Nations will celebrate 75 years in 2020. Of course RI members helped write the U.N. Charter.

And we continually have had observer status at the U.N. RIP Mark Maloney has set a series of events to celebrate this. The events will be celebrated globally.

Nov 9: The annual Rotary Day at the U.N. (Last year it was in Geneva.)

Feb 28, 2020: The Econom-

ics Commission on Latin America will honor Rotary in New York at the U.N.

Mar 28, 2020: A celebration will be held at UNESCO in Paris.

May 7/8, 2020: The UN Food and Agricultural Organization will honor Rotary in Rome.

June 5, 2020: At RI Convention in Honolulu a celebration will take place to recognize Rotary's contribution to study environmental sustainable water, sanitation and hygiene.


Also of note is the Rotary Fellowship for Wine Appreciation

recent Newsletter. There will be several wine dinners at RICon / Honolulu. Dates and locations are not ready for publication. Goals for the current Rotary year are (among other things) to publish 8 newsletters, continue processing new members, involve everyone in the annual meeting, have a wine tour during the 2020/21 year and others. A 501(C) (7) tax exemption has been applied for. They will continue to seek out service projects. And a recommendation has been given to Croatian Wines. In particular Posip, Vugava and Babic are spoken about with great clarity.

They quote W.C. Fields in the 1930's when he said "I cook with wine, sometimes I even add it to food."



Rotary Fellowships




PRESIDENT'S HUSBAND RECALLS 9-11-01 IN NYC

Rob Kaiser, a former banking executive based in New York City, described the events of Sept. 11, 2001 that he lived through while working in the financial district surrounding the World Trade Center buildings.

Kaiser and his fellow workers had to make their own way from 101 Barclay Street to a safe location and begin reestablishing the firm's networks throughout the country.

Rob and his wife Cammie, president of the Golden Corner Club, now live on Lake Keowee and enjoy sailing and visits from their grandchildren.



STATE SENATOR GIVES UPDATE ON LEGISLATIVE SESSION

South Carolina State Senator Thomas Alexander, R-Walhalla, right, updated the Golden Corner Rotary Club about the completed legislative session and items that will be on the agenda in 2020 including improvement of the state's roads with the new gas tax. Sen. Alexander, who represents Oconee County and the greater Clemson area of Pickens County, also said state income tax payers can expect a \$50 check in the mail during the first week of December thanks in part to a lottery winner's windfall. Sen. Alexander encouraged the Rotarians to use the checks to support a charitable cause. Pictured with the senator is Golden Corner Rotary Club past president Steve Rushton.



ESL PROGRAM CONNECTS WITH CLEMSON

Kelly Holleman, right, with the English for Speakers of Other Languages (ESOL) -- often called ESL, English as Second Language -- updated the Golden Corner Rotary Club about the program offered through the School District of Oconee County's Adult Education Programs. Kelly noted that many in the program are spouses or relatives of students working on additional degrees at Clemson University. Pictured with Kelly is Golden Corner Rotarian Louis Holleman.



GOLDEN CORNER HEARS ABOUT CLASS ACTION LAWSUITS

Golden Corner Rotarian Pam Dowd spoke to the club about

class action lawsuits and the many pitfalls of such legal actions. Pam has completed extensive research into various lawsuits involving breast implants whether the implants were used for reconstructive purposes or enhancements.



Chad Bordeaux grills his famous shrimp!



President Amy Gulig Strong, Paul Moran, Eddie Lukowski and Chad Bordeaux enjoy the day serving up grilled shrimp and Amy's Awesome Peach Cobbler.

LAKE WYLIE SPONSORS GOLF CLASSIC

The Lake Wylie Rotary Club was a sponsor at the recent Lake Wylie Chamber of Commerce Golf Classic. This annual event is a great way to connect with the community and "strut your stuff!" As golfers approached the 12th hole, they were greeted by wonderful smells and happy Rotarians. Chad Bordeaux grilled fresh shrimp with his special secret seasoning and Amy Gulig Strong served her homemade peach cobbler. The golfers enjoyed fun, fellowship and great food with their local Rotarians.



More district grant recipients for 2019-20

These are more District Grants that have been approved for clubs in 7750. The figure at the end of each is the amount of the grant, not the total amount of the project. Greenville Breakfast

GREENVILLE BREAKFAST

After learning about high teacher turnover and the high number of students with multiple Adverse Childhood Experiences (ACEs) at Tanglewood Middle School in Greenville, Greenville Breakfast members developed a partnership with Tanglewood that addresses Rotary's focus areas of Peace and

Conflict Resolution and Basic Education and Literacy.

GBRC members are being trained to facilitate small group sessions with Tanglewood students that teach the Four Way Test and that help students develop relationships with positive community members from diverse professions. Through role play and a variety of scenarios, students and faculty will learn and be challenged to apply the Four Way Test when facing difficult situations at school. GBRC members will provide quarterly rewards to recognize progress. **\$1,000**

GREENVILLE CITY CENTER

In 2018, Safe Harbor answered 1,599 crisis calls from women in abusive situations. Computers, desks, headsets and work table will be used for new crisis line program hub at Programs/Outreach office. Greenville City Center has raised the funds to provide the equipment for this crisis line. Rotarians will assist with the installation and set up of the equipment. The director of the organization (who is a Rotarian at another rotary club) will speak at our club about the organization and impact on the com-



*Rotary District 7750 Presents**Just* **\$25**IN ADVANCE
\$30 AT THE DOOROCTOBER 23RD - 5:30 PM TO 7:30 PM
HOSTED BY AREA 6

PINTS FOR POLIO

DUST OFF BREWING COMPANY
130 W WHITE ST ROCK HILL SC 29730

TICKETS INCLUDE 3 BEERS AND A SOUVENIR PINT GLASS

District World Polio Day celebration in Rock Hill

The Rotary clubs in Area 6 are hosting a district-wide Pints for Polio event in Rock Hill on Oct. 23, the eve of World Polio Day. It will be an evening of fun, fellowship and great craft beer! Tickets are \$25 in advance (lakewylierotary.org) or \$30 at the door. Your ticket will include up to three pints of craft beer and a Pints for Polio souvenir glass. Dust Off Brewing company: 130 W White Street in Rock Hill starting at 5:30 p.m.

More district grant recipients for 2019-20—



community and how we can help year round. Rotarians will volunteer to answer the phones at the crisis line after training. The crisis line will be staffed with Safe Harbor staff, volunteers, interns and a VISTA intern. This program will move the crisis line/emergency intake process from the shelters to a central location, allowing for additional confidentiality for clients and specialized training/capacity for volunteers/interns. **\$5,000**

ROTARY CLUB OF GREENWOOD

The Rotary Club of Greenwood will host a meal packaging event for the benefit of Rise Against Hunger, an international hunger relief organization long partnered

with Rotary International. The objective is to package over 20,000 meals to support school feeding programs in developing countries. Our Club secures the location for the event, donates the cost of the meals, and recruits volunteers for set up, packaging, and cleanup. Plus we receive great media attention from the local press. **\$2500**

ROTARY CLUB OF INMAN

The Rotary Club of Inman will also package meals for Rise against Hunger. We plan to host the event in March of 2020 to package 10,000 meals in two hours. The volunteers will include Rotarians, Interact students from two schools, family members and friends. **\$1250**

LAKE WYLIE

For the past two years the Lake Wylie Rotary Club has successfully brought the Josh the Otter Water Safety and Literacy Program to the Kindergartners at three out of seven elementary schools in the Clover School District. With this grant money we can expand the program to reach the Kindergartners at all seven schools. Our community is very centered around "lake life." This book and program delivers the message of the importance of learning how to float and never going near the water without an adult in a fun and age appropriate way. **\$2500**

Rotary's World Polio Day celebration in Columbia

On Thursday, October 24 Rotary International will be promoting events all over the world and hopes that all 1.2 million Rotarians will take part in events to create awareness of the fight against polio and the eventual eradication of this dread disease on World Polio Day.

Rotarians in D7750 and 7770 are invited to an event at Segra Baseball Park in Columbia. The event is open to the public and the organizers are asking Rotarians to bring their friends to the events. We have a goal of 1,000 people attending. Rotarians and Rotaract volunteers will operate games, distribute prizes and literature and greet guests. Those attending will learn about the need to continue the effort to eradicate polio AND will also have a lot of fun.

- Carnival games including darts, dice, golf putting, soda ring toss, kisses, and corn hole toss will be set up with prizes being offered.
- Ben Ingram (from Jeopardy fame) will emcee trivia games with prizes
- Photobooths—everyone will be encouraged to shoot selfies and post on social media to bring more awareness to the polio eradication effort.
- Music provided by the ballpark will be played.
- PRIZES—some silly and some valuable but lots of them—hats, sunglasses, tee shirts, teddy bears, night at Residence Inn, Golf Packages, bicycle, and much more.
- Free Admission
- Ball park food, BBQ, and beer
- Free Beer tasting

Segra Park is located at 1640 Freed Street, Columbia, SC 29201. Time is 11:00am - 2:00pm.

POLIO TODAY

With our partners, we have reduced polio cases by 99.9 percent, from 350,000 cases in 125 countries in 1988 to just 33 cases caused by the wild virus in 2018. Only two countries continue to report cases of wild poliovirus: Afghanistan and Pakistan. The infrastructure we helped build to end polio is also being used to treat and prevent other diseases and create lasting impact in other areas of public health.

I WANT TO END POLIO.
JOIN ME.

ROTARY'S

WORLD POLIO DAY

ONLINE GLOBAL UPDATE

24 OCTOBER 2019

Visit the Rotary International Facebook page to RSVP.

#endpolio | endpolio.org



You can also participate in World Polio Day online with RI.

POLIOPLUS

For more than 30 years, Rotary and our partners have driven the effort to eradicate polio worldwide. Our PolioPlus program was the first initiative to tackle global polio eradication by vaccinating children on a massive scale. As a core partner in the Global Polio Eradication Initiative, Rotary focuses on advocacy, fundraising, volunteer recruitment, and awareness-building. Rotary members have contributed \$1.9 billion and countless volunteer hours to protect more than 2.5 billion children in 122 countries from this paralyzing disease. Rotary's advocacy efforts have played a role in decisions by governments to contribute more than \$8 billion to the effort.

CHALLENGES

Rotary and our partners have made tremendous progress against polio, but eliminating all cases is going to take even more progress and perseverance. Afghanistan and Pakistan face unique challenges, including political insecurity, highly mobile populations, difficult terrain, and, in some instances, logistical barriers. With sufficient resources, the commitment of national governments, and innovations that improve access to remote areas, we are optimistic that we can eliminate polio.

ENSURING SUCCESS

Rotary has committed to raising \$50 million per year for polio eradication. The Bill & Melinda Gates Foundation has pledged to match that 2-to-1, for a total commitment of \$150 million each year. These funds provide much-needed operational support, medical workers, laboratory equipment, and educational materials. Governments, corporations, and private donors all play a crucial role in funding.

2019-20 District 7750 Rotary Foundation Giving

THROUGH 9-22-19

22.7% OF YEAR COMPLETED

| | |
|------------------------------|---------------------------------|
| Annual Fund Goal | \$ 431,094 (50 of 50 – 100%) |
| Annual Fund Total | \$ 67,437 (15.6% goal) |
| Annual Fund Per Capita | \$ 25.47 (2648 members) |
| Endowment Fund | \$ 0 |
| PolioPlus Goal | \$ 123,594 (50 of 50 – 100%) |
| PolioPlus | \$ 21,116 (17.1% goal) |
| Total Giving | \$ 88,553 |
| \$0 AF Clubs | 16 (16 of 50 – 32%) |
| \$0 Polio Clubs | 29 (29 of 50 – 58%) |
| DDF Transfer – Polio | \$ 48,000 |
| Major Gifts | 2 |
| Major Donors | 1 |
| Paul Harris Fellows | 118 |
| Bequest Society | 0 |
| Benefactors | 2 |
| EREY | 445 (2648 members – 16.8%) |
| Sustaining Members | 150 (2648 members – 5.7%) |
| Paul Harris Society Eligible | 20 (113 members – 17.7%) |
| Paul Harris Society Members | 113 (+0 for year) |
| Rotary Direct | 72 (+1 for year) |

ALL-TIME FOR DISTRICT

| | |
|---------------------|-------|
| Paul Harris Fellows | 5,264 |
| Benefactors | 806 |
| Bequest Society | 97 |
| Major Donors | 90 |

The
Rotary
Foundation



DISTRICT FOUNDATION CELEBRATION

Thursday, November 7, 2019

Medford Family Event Center at Piedmont Technical
College in Greenwood

SCHEDULE:

| | |
|--------|---|
| 2:00pm | Registration |
| 2:30pm | Rotary Foundation 101 Workshop |
| 3:45pm | District & Global Grants Workshop |
| 5:30pm | Reception - Beer and Wine - Cash Bar (5:30pm-6:30pm) |
| 6:00pm | Dinner - Buffet with Carving Stations (Caterer: Talk of the Town, Abbeville) |
| 7:00pm | Program - Recognitions Keynote Speaker: Regional Rotary Foundation Coordinator Nancy Barbee |

Cost - **\$45** per ticket for reception and dinner
No cost for seminars.

Do you want to reserve a table for eight? Get a group of eight people to register and send everyone's name to Faith Line (faline57@charter.net) and Lorraine Angelino (dg2013@rotary7750.org) and we will reserve a table for your group.

During dinner we will have an opportunity for those attending to see how the **SKIP A MEAL FOR POLIO** works and how you can do this a club meeting. More on this a little later.

Membership Champions (20 new members and their sponsors in August)

| Member | Type | Club | Sponsor |
|-----------------------------------|--------|-------------------------|-----------------------------------|
| Bantly, Rachel (RACHEL) | Active | Reedy River Greenville | Meghan A Coffey |
| Brown, Robert L (BOBBY) | Active | Reedy River Greenville | |
| Cronk-Horch, Elizabeth Ann (BETH) | Active | Aiken | Katherine E. Yundt |
| Culp, Haley Anne (HALEY) | Active | Aiken | Alicia Nicole Fitts |
| Day, D Coker Jr (COKER) | Active | Aiken | Chad E. Matthews |
| Dunham, Adam C. (ADAM) | Active | Aiken Sunrise | Sharon J. Johnson |
| Dunlap, Rufus T (WELLS) | Active | Greenwood | Kenneth R. Coffey II |
| Frederick, Kristen E (KRISTEN) | Active | Aiken | Haley Nichol Knight |
| Greene, Michael C. (MICHAEL) | Active | Lancaster | William Ardrey |
| Hunter, Marlon (MARLON) | Active | Spartanburg | Mary L. Thomas |
| Jaraczewski, John (JOHN) | Active | Greenville | Scott Stephens/ Terry R. Weaver |
| Langley, Ryan (RYAN) | Active | Spartanburg | Tommy Young |
| Lathan, Arthur (ARTHUR) | Active | Winnsboro | |
| McRoberts, John (JOHN) | Active | Seneca | |
| Mitchell, Brett (BRETT) | Active | Laurens | Jim Yarbrough |
| Nanney, Patricia Colleen (PATTI) | Active | Spartanburg | Caleb Brown Jennings III |
| Pettit, Tanya L. (TANYA) | Active | Indian Land Lunch | Melissa Walker-Price |
| Rusignola, Sean J (SEAN) | Active | Indian Land Lunch | Babette Sabia |
| Sheppard, Penny (PENNY SHEPPARD) | Active | Fort Mill | George Sheppard/ Michele Branning |
| Smith, Taylor M (TAYLOR) | Active | Greater Anderson | Joshua B Raffini |
| Yarbrough, M.C. Jr. (M.C.) | Active | E-Club of the Carolinas | Gary A. Goforth |

20 New Members | 22 Terminated Members (1 deceased)



OCTOBER IS

**ECONOMIC AND
COMMUNITY DEVELOPMENT
MONTH**

"To the world you may be one person; but to one person you may be the world."

Dr. Seuss

Membership Recruitment and Attrition Chart

| District 7750 Membership Report | | | | | | | |
|---------------------------------|------|--------------------|-----------------|-----------------------|-------------------|-----------------|---------------------------|
| 9/23/19 | | | | | | | |
| | | | Over | | | | OK |
| | | | At | | | | New Needed |
| | | | Under | | | | |
| Club | Goal | Current Membership | Over/Under Goal | Annual Avg. Attrition | Attrition to Date | Attrition to Go | New Members to Reach Goal |
| Abbeville | 61 | 52 | -9 | 7 | 1 | 6 | 15 |
| Aiken | 187 | 188 | 1 | 25 | 6 | 19 | 18 |
| Aiken Sunrise | 40 | 34 | -6 | 7 | 1 | 6 | 12 |
| Anderson | 83 | 75 | -8 | 15 | 2 | 13 | 21 |
| Batesburg-Leesville | 16 | 14 | -2 | 2 | 0 | 2 | 4 |
| Blacksburg | 20 | 17 | -3 | 2 | 0 | 2 | 5 |
| Chester | 54 | 57 | 3 | 6 | 0 | 6 | 3 |
| Clemson | 99 | 91 | -8 | 9 | 0 | 9 | 17 |
| Clemson-Calhoun | 37 | 33 | -4 | 4 | 1 | 3 | 7 |
| Clinton | 34 | 34 | 0 | 4 | 0 | 4 | 4 |
| Clover | 30 | 27 | -3 | 3 | 0 | 3 | 6 |
| Easley | 70 | 61 | -9 | 6 | 0 | 6 | 15 |
| E-Club of The Carolinas | 33 | 29 | -4 | 9 | 0 | 9 | 13 |
| Emerald City | 75 | 64 | -11 | 7 | 5 | 2 | 13 |
| Fort Mill | 85 | 88 | 3 | 15 | 2 | 13 | 10 |
| Fountain Inn | 28 | 26 | -2 | 3 | 2 | 1 | 3 |
| Gaffney | 85 | 74 | -11 | 12 | 2 | 10 | 21 |
| Golden Strip Sunrise | 16 | 14 | -2 | 2 | 0 | 2 | 4 |
| Greater Anderson | 83 | 74 | -9 | 9 | 1 | 8 | 17 |
| Greenville | 287 | 250 | -37 | 46 | 20 | 26 | 63 |
| Greenville Breakfast | 19 | 12 | -7 | 6 | 0 | 6 | 13 |
| Greenville City Center | 62 | 58 | -4 | 6 | 4 | 2 | 6 |
| Greenwood | 130 | 115 | -15 | 18 | 2 | 16 | 31 |
| Indian Land | 30 | 20 | -10 | 8 | 0 | 8 | 18 |
| Indian Land Lunch | 23 | 24 | 1 | 2 | 0 | 2 | 1 |
| Inman | 25 | 22 | -3 | 3 | 0 | 3 | 6 |
| Lake Wylie | 27 | 25 | -2 | 4 | 0 | 4 | 6 |
| Lancaster | 72 | 66 | -6 | 7 | 0 | 7 | 13 |
| Lancaster Breakfast | 60 | 52 | -8 | 10 | 2 | 8 | 16 |
| Laurens | 62 | 57 | -5 | 9 | 0 | 9 | 14 |
| Mauldin | 28 | 25 | -3 | 6 | 0 | 6 | 9 |
| Newberry | 83 | 75 | -8 | 8 | 3 | 5 | 13 |
| North Augusta | 30 | 27 | -3 | 3 | 0 | 3 | 6 |
| North Spartanburg | 48 | 40 | -8 | 7 | 0 | 7 | 15 |
| Pickens | 48 | 42 | -6 | 5 | 2 | 3 | 9 |
| Pleasantburg | 49 | 43 | -6 | 5 | 1 | 4 | 10 |
| Rock Hill | 100 | 63 | -37 | 20 | 2 | 18 | 55 |
| Seneca | 50 | 43 | -7 | 5 | 1 | 4 | 11 |
| Seneca Golden Corner | 27 | 22 | -5 | 3 | 2 | 1 | 6 |
| Simpsonville | 50 | 39 | -11 | 11 | 3 | 8 | 19 |
| Spartanburg | 210 | 200 | -10 | 20 | 2 | 18 | 28 |
| Spartan West | 37 | 33 | -4 | 4 | 3 | 1 | 5 |
| The Foothills | 14 | 11 | -3 | 4 | 1 | 3 | 6 |
| Reedy River | 42 | 37 | -5 | 12 | 3 | 9 | 14 |
| Twin City | 23 | 20 | -3 | 2 | 0 | 2 | 5 |
| Union | 49 | 47 | -2 | 5 | 0 | 5 | 7 |
| Walhalla | 38 | 33 | -5 | 4 | 0 | 4 | 9 |
| Westminster | 37 | 31 | -6 | 8 | 0 | 8 | 14 |
| Winnsboro | 30 | 29 | -1 | 5 | 2 | 3 | 4 |
| York | 35 | 30 | -5 | 7 | 2 | 5 | 10 |
| Totals | 2961 | 2643 | -318 | 410 | 78 | 332 | 650 |

**Rotary District 7750
Membership Gain & Rotary Foundation
Monthly Progress Report
September 22, 2019**

| A r e a | Club | 7/1/2020 Member Goal | Current Members 9-22-19 | Member Gain 9-22-19 | Members 7/1/19 | AF Actual 2018-19 | AF Goal 2019-20 | AF Goal Shortfall vs. LY | % AF Goal Achieved 2019-20 | AF Per Capita 2019-20 | AF Month | AF YTD 2019-20 | Polio Actual 2019-20 | Polio YTD 2019-20 | Polio Per Capita 2019-20 | Polio Goal 2019- 20 | Polio % of Goal |
|------------------|--------------------------------|----------------------------|-------------------------------|---------------------------|-------------------|-------------------------|--------------------|--------------------------------|----------------------------------|-----------------------------|----------------|----------------------|----------------------------|-------------------------|--------------------------------|---------------------------|--------------------|
| 1 | Anderson | 83 | 71 | -1 | 72 | 24,372 | \$11,250 | \$13,122 | 30.0% | \$47 | \$3,375 | \$3,375 | \$4,404 | \$910 | \$13 | \$3,750 | 24.3% |
| 1 | Clemson | 99 | 90 | 0 | 90 | 17,479 | \$15,295 | \$2,184 | 6.8% | \$12 | \$92 | \$1,036 | \$4,570 | \$15 | \$0 | \$3,230 | 0.5% |
| 1 | Clemson-Calhoun | 37 | 33 | -1 | 34 | 5,861 | \$4,350 | \$1,511 | 8.4% | \$11 | \$80 | \$365 | \$1,703 | \$545 | \$16 | \$2,550 | 21.4% |
| 1 | Greater Anderson | 83 | 73 | 1 | 72 | 42,665 | \$15,600 | \$27,065 | 21.5% | \$47 | \$170 | \$3,360 | \$4,982 | \$0 | \$0 | \$3,900 | 0.0% |
| | A-1 AG Tricia McDougald | 302 | 267 | -1 | 268 | 90,377 | \$46,495 | \$43,882 | 17.5% | \$30 | \$3,717 | \$8,136 | \$15,659 | \$1,470 | \$5 | \$13,430 | 10.9% |
| 2 | Seneca | 50 | 44 | 1 | 43 | 7,480 | \$8,000 | | 31.3% | \$58 | \$269 | \$2,503 | \$1,020 | \$255 | \$6 | \$1,000 | 25.5% |
| 2 | Seneca Golden Corner | 27 | 23 | -1 | 24 | 1,490 | \$4,200 | | 3.2% | \$6 | \$135 | \$135 | \$672 | \$83 | \$3 | \$1,500 | 5.6% |
| 2 | Walhalla | 38 | 33 | 0 | 33 | 3,200 | \$4,000 | | 5.7% | \$7 | \$0 | \$227 | \$58 | \$0 | \$0 | \$500 | 0.0% |
| 2 | Westminster | 37 | 31 | 1 | 30 | 4,568 | \$5,775 | | 4.4% | \$9 | \$85 | \$255 | \$250 | \$0 | \$0 | \$2,145 | 0.0% |
| | A-2 AG Jack Aden | 152 | 131 | 1 | 130 | 16,738 | \$21,975 | | 14.2% | \$24 | \$489 | \$3,120 | \$2,000 | \$338 | \$3 | \$5,145 | 6.6% |
| 3 | Greenville | 287 | 257 | -11 | 268 | 55,497 | \$55,000 | \$497 | 11.6% | \$24 | \$1,100 | \$6,400 | \$5,900 | \$2,000 | \$7 | \$8,000 | 25.0% |
| 3 | Greenville Breakfast | 19 | 12 | 1 | 11 | 1,920 | \$175 | \$1,745 | 442.9% | \$70 | \$775 | \$775 | \$275 | \$100 | \$9 | \$50 | 200.0% |
| 3 | Greenville City Center | 62 | 58 | 1 | 57 | 4,874 | \$6,480 | | 0.0% | \$0 | \$0 | \$0 | -\$560 | \$0 | \$0 | \$2,700 | 0.0% |
| 3 | Pleasantburg | 49 | 44 | 0 | 44 | 11,419 | \$9,416 | \$2,003 | 11.0% | \$24 | \$169 | \$1,036 | \$6,257 | \$100 | \$2 | \$6,258 | 1.6% |
| | A-3 AG Mike Taylor | 417 | 371 | -9 | 380 | 73,710 | \$71,071 | \$2,639 | 11.6% | \$22 | \$2,044 | \$8,211 | \$11,872 | \$2,200 | \$6 | \$17,008 | 12.9% |
| 4 | Inman | 25 | 22 | 0 | 22 | 2,300 | \$2,200 | \$100 | 0.0% | \$0 | \$0 | \$0 | \$50 | \$0 | \$0 | \$550 | 0.0% |
| 4 | North Spartanburg | 48 | 39 | 0 | 39 | 5,138 | \$5,600 | | 7.0% | \$10 | \$100 | \$390 | \$2,100 | \$240 | \$6 | \$2,775 | 8.6% |
| 4 | Spartan West | 37 | 35 | 0 | 35 | 6,911 | \$5,775 | \$1,136 | 0.9% | \$1 | \$0 | \$50 | \$500 | \$0 | \$0 | \$1,650 | 0.0% |
| 4 | Spartanburg | 210 | 202 | 5 | 197 | 1,170 | \$6,000 | | 33.7% | \$10 | \$2,000 | \$2,020 | \$14,425 | \$0 | \$0 | \$10,000 | 0.0% |
| | A-4 AG Marc White | 320 | 298 | 5 | 293 | 15,519 | \$19,575 | | 12.6% | \$8 | \$2,100 | \$2,460 | \$17,075 | \$240 | \$1 | \$14,975 | 1.6% |
| 5 | Blacksburg | 20 | 17 | 0 | 17 | 775 | \$1,037 | | 0.0% | \$0 | \$0 | \$0 | \$880 | \$0 | \$0 | \$1,020 | 0.0% |
| 5 | Clover | 30 | 27 | 0 | 27 | 2,625 | \$4,480 | | 0.0% | \$0 | \$0 | \$0 | \$4,792 | \$0 | \$0 | \$5,824 | 0.0% |
| 5 | Gaffney | 85 | 74 | -2 | 76 | 7,336 | \$9,340 | | 0.0% | \$0 | \$0 | \$0 | \$1,480 | \$0 | \$0 | \$1,875 | 0.0% |
| 5 | York | 35 | 31 | -1 | 32 | 9,879 | \$10,146 | | 10.8% | \$34 | \$0 | \$1,100 | \$2,135 | \$25 | \$1 | \$2,090 | 1.2% |
| | A-5 AG Babette Sabia | 170 | 149 | -3 | 152 | 20,615 | \$25,003 | | 4.4% | \$7 | \$0 | \$1,100 | \$9,287 | \$25 | \$0 | \$10,809 | 0.2% |
| 6 | Fort Mill | 85 | 87 | 5 | 82 | 15,092 | \$20,500 | | 74.6% | \$187 | \$100 | \$15,300 | \$100 | \$2,100 | \$26 | \$2,000 | 105.0% |
| 6 | Indian Land | 30 | 20 | 0 | 20 | 4,995 | \$4,536 | \$459 | 0.0% | \$0 | \$0 | \$0 | \$765 | \$0 | \$0 | \$1,161 | 0.0% |
| 6 | Indian Land Lunch | 2961 | 2644 | 0 | 20 | 50 | \$3,000 | | 35.3% | \$53 | \$20 | \$1,060 | \$50 | \$0 | \$0 | \$500 | 0.0% |
| 6 | Lake Wylie | 27 | 25 | 0 | 25 | 3,616 | \$3,800 | | 12.4% | \$19 | \$140 | \$470 | \$586 | \$50 | \$2 | \$910 | 5.5% |
| 6 | Rock Hill | 100 | 62 | -2 | 64 | 3,627 | \$9,600 | | 0.0% | \$0 | \$0 | \$0 | \$2,400 | \$1,154 | \$18 | \$1,600 | 72.1% |
| | A-6 AG Lindsay Walker | 3,203 | 2,838 | 3 | 211 | 27,379 | \$41,436 | | 40.6% | \$80 | \$260 | \$16,830 | \$3,901 | \$3,304 | \$16 | \$6,171 | 53.5% |

| A r e a | Club | 7/1/2020 Member Goal | Current Members 9-22-19 | Member Gain 9-22-19 | Members 7/1/19 | AF Actual 2018-19 | AF Goal 2019-20 | AF Goal Shortfall vs. LY | % AF Goal Achieved 2019-20 | AFPer Capita 2019-20 | AF Month | AF YTD 2019-20 | Polio Actual 2019-20 | Polio YTD 2019-20 | Polio Per Capita 2019-20 | Polio Goal 2019- 20 | Polio % of Goal |
|------------------|----------------------------------|----------------------------|-------------------------------|---------------------------|-------------------|-------------------------|--------------------|--------------------------------|----------------------------------|----------------------------|-------------|----------------------|----------------------------|-------------------------|--------------------------------|---------------------------|--------------------|
| 7 | Chester | 54 | 57 | 2 | 55 | 3,015 | \$6,450 | | 0.0% | \$0 | \$0 | \$0 | \$2,780 | \$0 | \$0 | \$3,900 | 0.0% |
| 7 | Lancaster | 72 | 65 | 0 | 65 | 4,217 | \$3,808 | \$409 | 9.2% | \$5 | \$0 | \$350 | \$3,675 | \$0 | \$0 | \$1,700 | 0.0% |
| 7 | Lancaster Breakfast | 60 | 53 | 0 | 53 | 5,125 | \$5,060 | \$65 | 2.0% | \$2 | \$100 | \$100 | \$1,286 | \$0 | \$0 | \$825 | 0.0% |
| 7 | Winnsboro | 30 | 30 | 0 | 30 | 1,450 | \$1,000 | \$450 | 100.0% | \$33 | \$0 | \$1,000 | \$300 | \$0 | \$0 | \$250 | 0.0% |
| | A-7 AG Joyce Morin | 216 | 205 | 2 | 203 | 13,807 | \$16,318 | | 8.9% | \$7 | \$100 | \$1,450 | \$8,041 | \$0 | \$0 | \$6,675 | 0.0% |
| 8 | Aiken | 187 | 179 | -2 | 181 | 25,370 | \$22,875 | \$2,495 | 2.2% | \$3 | \$85 | \$500 | \$5,536 | \$0 | \$0 | \$5,490 | 0.0% |
| 8 | Aiken Sunrise | 40 | 34 | 0 | 34 | 8,385 | \$7,000 | \$1,385 | 19.6% | \$40 | \$100 | \$1,375 | \$1,510 | \$25 | \$1 | \$2,400 | 1.0% |
| 8 | Batesburg-Leesville | 16 | 14 | 0 | 14 | 2,934 | \$2,935 | | 0.0% | \$0 | \$0 | \$0 | \$2,202 | \$0 | \$0 | \$3,500 | 0.0% |
| 8 | North Augusta | 30 | 27 | 1 | 26 | 1,900 | \$3,150 | | 0.0% | \$0 | \$0 | \$0 | \$695 | \$300 | \$12 | \$1,050 | 28.6% |
| 8 | Twin City of Batesburg-Leesville | 23 | 20 | 0 | 20 | 3,416 | \$3,885 | | 7.7% | \$15 | \$100 | \$300 | \$1,050 | \$0 | \$0 | \$1,050 | 0.0% |
| | A-8 AG Rysheeka Bush | 296 | 274 | -1 | 275 | 42,005 | \$39,845 | \$2,160 | 5.5% | \$8 | \$285 | \$2,175 | \$10,993 | \$325 | \$1 | \$13,490 | 2.4% |
| 9 | Abbeville | 61 | 52 | 0 | 52 | 5,460 | \$5,500 | | 0.0% | \$0 | \$0 | \$0 | \$150 | \$0 | \$0 | \$1,000 | 0.0% |
| 9 | EClub of the Carolinas | 33 | 29 | 1 | 28 | 12,015 | \$5,000 | \$7,015 | 17.6% | \$31 | \$285 | \$880 | \$3,775 | \$225 | \$8 | \$1,000 | 22.5% |
| 9 | Emerald City | 75 | 68 | -1 | 69 | 33,000 | \$28,000 | \$5,000 | 36.0% | \$146 | \$100 | \$10,081 | \$5,000 | \$600 | \$9 | \$3,500 | 17.1% |
| 9 | Greenwood | 130 | 116 | 1 | 115 | 47,410 | \$20,125 | \$27,285 | 13.2% | \$23 | \$2,590 | \$2,650 | \$2,835 | \$10,009 | \$87 | \$5,000 | 200.2% |
| | A-9 AG Stephen Baggett | 299 | 265 | 1 | 264 | 97,885 | \$58,625 | \$39,260 | 23.2% | \$52 | \$2,975 | \$13,611 | \$11,760 | \$10,834 | \$41 | \$10,500 | 103.2% |
| 10 | Clinton | 34 | 34 | 3 | 31 | 2,430 | \$4,000 | | 0.0% | \$0 | \$0 | \$0 | \$50 | \$0 | \$0 | \$1,000 | 0.0% |
| 10 | Laurens | 62 | 57 | 1 | 56 | 5,875 | \$7,000 | | 0.0% | \$0 | \$0 | \$0 | \$2,856 | \$0 | \$0 | \$1,500 | 0.0% |
| 10 | Newberry | 83 | 77 | -1 | 78 | 33,410 | \$18,000 | \$15,410 | 30.5% | \$70 | \$395 | \$5,495 | \$5,103 | \$955 | \$12 | \$3,500 | 27.3% |
| 10 | Union | 49 | 47 | 0 | 47 | 6,608 | \$7,536 | | 10.9% | \$18 | \$825 | \$825 | \$6,133 | \$825 | \$18 | \$2,496 | 33.1% |
| | A-10 AG Michael Seymour | 228 | 215 | 3 | 212 | 48,323 | \$36,536 | \$11,787 | 17.3% | \$30 | \$1,220 | \$6,320 | \$14,142 | \$1,780 | \$8 | \$8,496 | 21.0% |
| 11 | Fountain Inn | 28 | 25 | -2 | 27 | 4,040 | \$1,800 | \$2,240 | 3.3% | \$2 | \$20 | \$60 | \$369 | \$0 | \$0 | \$600 | 0.0% |
| 11 | Golden Strip Sunrise | 16 | 14 | 0 | 14 | 2,800 | \$1,500 | \$1,300 | 5.0% | \$5 | \$25 | \$75 | \$2,425 | \$0 | \$0 | \$500 | 0.0% |
| 11 | Mauldin | 28 | 25 | 0 | 25 | 225 | \$5,850 | | 0.0% | \$0 | \$0 | \$0 | \$50 | \$0 | \$0 | \$3,900 | 0.0% |
| 11 | Simpsonville | 50 | 39 | -2 | 41 | 6,471 | \$6,765 | | 3.8% | \$6 | \$85 | \$255 | \$1,036 | \$0 | \$0 | \$2,000 | 0.0% |
| | A-11 AG Lisa Forrester | 122 | 103 | -4 | 107 | 13,536 | \$15,915 | | 2.5% | \$4 | \$130 | \$390 | \$3,880 | \$0 | \$0 | \$7,000 | 0.0% |
| 12 | Easley | 70 | 61 | 1 | 60 | 5,575 | \$9,000 | | 15.8% | \$24 | \$1,425 | \$1,425 | \$2,250 | \$0 | \$0 | \$1,000 | 0.0% |
| 12 | The Reedy River | 42 | 37 | 0 | 36 | 19,420 | \$22,040 | | 10.0% | \$61 | \$454 | \$2,209 | \$3,000 | \$600 | \$17 | \$6,270 | 9.6% |
| 12 | Pickens | 48 | 41 | -3 | 44 | 4,405 | \$5,400 | | 0.0% | \$0 | \$0 | \$0 | \$1,760 | \$0 | \$0 | \$2,025 | 0.0% |
| 12 | The Foothills, TR | 14 | 11 | -1 | 12 | 2,950 | \$1,860 | \$1,090 | 0.0% | \$0 | \$0 | \$0 | \$100 | \$0 | \$0 | \$600 | 0.0% |
| | A-12 AG Karen Culley | 174 | 150 | -3 | 152 | 32,350 | \$38,300 | | 9.5% | \$24 | \$1,879 | \$3,634 | \$7,110 | \$600 | \$4 | \$9,895 | 6.1% |
| | District 7750 | | | | | 3,650 | | | | | \$0 | \$0 | \$2,000 | \$0 | | | |
| | Totals | 5899 | 5,266 | -6 | 2,647 | 495,894 | \$431,094 | \$64,800 | 15.6% | \$25 | \$15,199 | \$67,437 | \$117,720 | \$21,116 | \$8 | \$123,594 | 17.1% |

Area Summary

| | 7/1/2020 Member Goal | Current Members 9-22-19 | Member Gain 9-22-19 | Members 7/1/19 | AF Actual 2018-19 | AF Goal 2019-20 | AF Goal Shortfall vs. LY | % AF Goal Achieved 2019-20 | AFPer Capita 2019-20 | AF Month | AF YTD 2019-20 | Polio Actual 2019-20 | Polio YTD 2019-20 | Polio Per Capita 2019-20 | Polio Goal 2019- 20 | Polio % of Goal |
|-------------------------|----------------------------|-------------------------------|---------------------------|-------------------|-------------------------|--------------------|--------------------------------|----------------------------------|----------------------------|-------------|----------------------|----------------------------|-------------------------|--------------------------------|---------------------------|--------------------|
| A-1 AG Tricia McDougald | 302 | 267 | -1 | 268 | 90,377 | \$46,495 | \$43,882 | 17.5% | \$30 | \$3,717 | \$8,136 | \$15,659 | \$1,470 | \$5 | \$13,430 | 10.9% |
| A-2 AG Jack Aden | 152 | 131 | 1 | 130 | 16,738 | \$21,975 | | 14.2% | \$24 | \$489 | \$3,120 | \$2,000 | \$338 | \$3 | \$5,145 | 6.6% |
| A-3 AG Mike Taylor | 417 | 371 | -9 | 380 | 73,710 | \$71,071 | \$2,639 | 11.6% | \$22 | \$2,044 | \$8,211 | \$11,872 | \$2,200 | \$6 | \$17,008 | 12.9% |
| A-4 AG Marc White | 320 | 298 | 5 | 293 | 15,519 | \$19,575 | | 12.6% | \$8 | \$2,100 | \$2,460 | \$17,075 | \$240 | \$1 | \$14,975 | 1.6% |
| A-5 AG Babette Sabia | 170 | 149 | -3 | 152 | 20,615 | \$25,003 | | 4.4% | \$7 | \$0 | \$1,100 | \$9,287 | \$25 | \$0 | \$10,809 | 0.2% |
| A-6 AG Lindsay Walker | 3203 | 2838 | 3 | 211 | 27,379 | \$41,436 | | 40.6% | \$80 | \$260 | \$16,830 | \$3,901 | \$3,304 | \$16 | \$6,171 | 53.5% |
| A-7 AG Joyce Morin | 216 | 205 | 2 | 203 | 13,807 | \$16,318 | | 8.9% | \$7 | \$100 | \$1,450 | \$8,041 | \$0 | \$0 | \$6,675 | 0.0% |
| A-8 AG Rysheeka Bush | 296 | 274 | -1 | 275 | 42,005 | \$39,845 | \$2,160 | 5.5% | \$8 | \$285 | \$2,175 | \$10,993 | \$325 | \$1 | \$13,490 | 2.4% |
| A-9 AG Stephen Baggett | 299 | 265 | 1 | 264 | 97,885 | \$58,625 | \$39,260 | 23.2% | \$52 | \$2,975 | \$13,611 | \$11,760 | \$10,834 | \$41 | \$10,500 | 103.2% |
| A-10 AG Michael Seymour | 228 | 215 | 3 | 212 | 48,323 | \$36,536 | \$11,787 | 17.3% | \$30 | \$1,220 | \$6,320 | \$14,142 | \$1,780 | \$8 | \$8,496 | 21.0% |
| A-11 AG Lisa Forrester | 122 | 103 | -4 | 107 | 13,536 | \$15,915 | | 2.5% | \$4 | \$130 | \$390 | \$3,880 | \$0 | \$0 | \$7,000 | 0.0% |
| A-12 AG Karen Culley | 174 | 150 | -3 | 152 | 32,350 | \$38,300 | | 9.5% | \$24 | \$1,879 | \$3,634 | \$7,110 | \$600 | \$4 | \$9,895 | 6.1% |
| Totals | 5899 | 5266 | -6 | 2,647 | 492,244 | 431,094 | \$99,727 | 15.6% | \$25 | \$15,199 | \$67,437 | \$115,720 | \$21,116 | \$8 | \$123,594 | 17.1% |

Top Giving Clubs (Annual Fund)

Top Clubs by % of AF Goal Achieved

| | | |
|---|----------------------|------|
| 1 | Greenville Breakfast | 443% |
| 2 | Winnsboro | 100% |
| 3 | Fort Mill | 75% |
| 4 | Emerald City | 36% |
| 5 | Indian Land Lunch | 35% |

Top Clubs by AF Per Capita

| | | |
|---|----------------------|----------|
| 1 | Fort Mill | \$186.59 |
| 2 | Emerald City | \$146.10 |
| 3 | Greenville Breakfast | \$70.45 |
| 4 | Newberry | \$70.45 |
| 5 | The Reedy River | \$61.36 |

Top Clubs by Total AF Giving

| | | |
|---|--------------|----------|
| 1 | Fort Mill | \$15,300 |
| 2 | Emerald City | \$10,081 |
| 3 | Greenville | \$6,400 |
| 4 | Newberry | \$5,495 |
| 5 | Anderson | \$3,375 |

Top Giving Clubs (Polio)

Top Clubs by % of Polio Goal Achieved

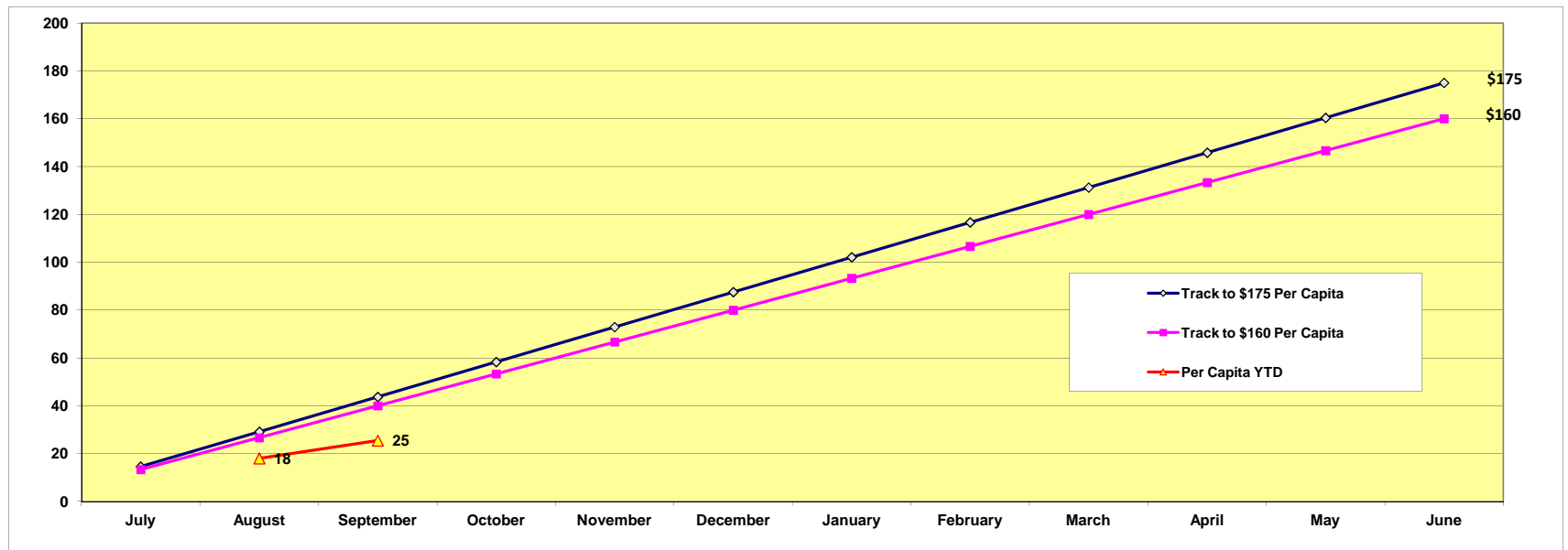
| | | |
|---|----------------------|------|
| 1 | Greenwood | 200% |
| 2 | Greenville Breakfast | 200% |
| 3 | Fort Mill | 105% |
| 4 | Rock Hill | 72% |
| 5 | Union | 33% |

Top Clubs by Total Polio Giving

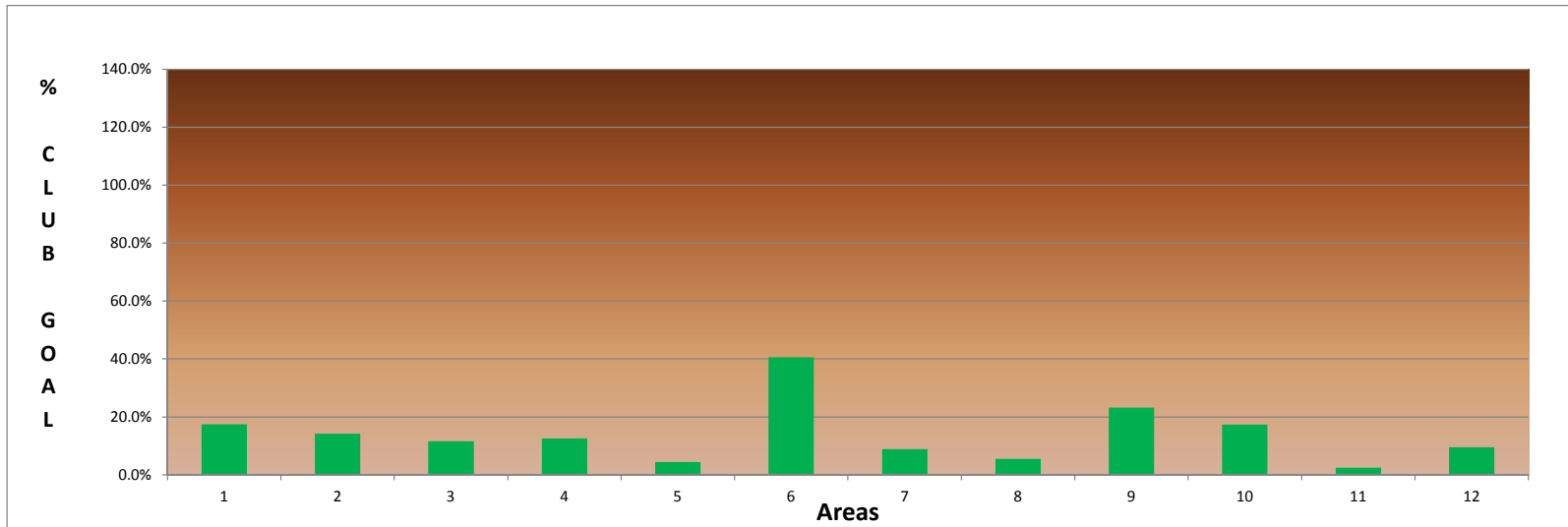
| | | |
|---|------------|----------|
| 1 | Greenwood | \$10,009 |
| 2 | Fort Mill | \$2,100 |
| 3 | Greenville | \$2,000 |
| 4 | Rock Hill | \$1,154 |
| 5 | Newberry | \$955 |

District Statistics

2 Clubs have achieved 100% of their AF Goal
 2 Clubs have achieved 75% of their AF Goal
 4 Clubs have achieved 100% of their Polio Goal
 1 Club is over \$150 AF Per Capita
 2 Clubs are over \$100 AF Per Capita
 0 Clubs have given \$5 Total to the AF (Zero Giving)
 0 Clubs have given \$5 Total to Polio (Zero Giving)
 0 Areas have achieved 100% of their AF Goal
 0 Areas have achieved 75% of their AF Goal
 0 Areas are over \$200 AF Per Capita
 0 Areas are over \$100 AF Per Capita

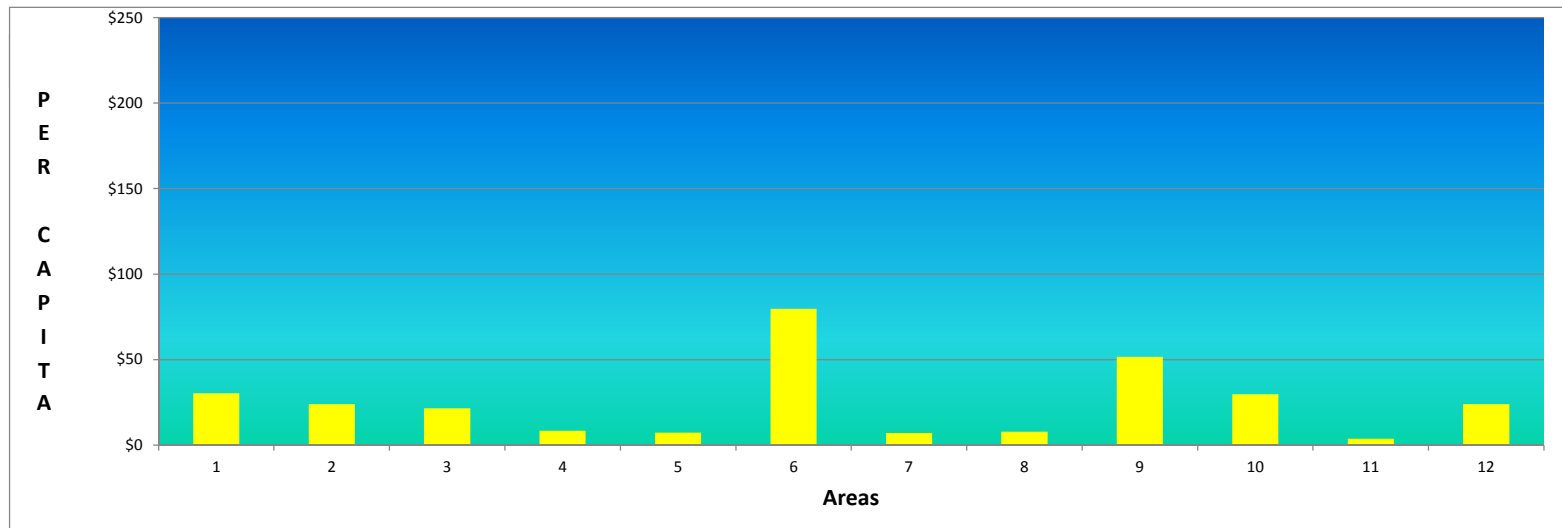


% of Club AF Goal Achieved - By Area



AF Per Capita - By Area

Goal is \$175



All Clubs Ranked by % of AF Goal Achieved

| | | |
|----|----------------------------------|------|
| 1 | Greenville Breakfast | 443% |
| 2 | Winnsboro | 100% |
| 3 | Fort Mill | 75% |
| 4 | Emerald City | 36% |
| 5 | Indian Land Lunch | 35% |
| 6 | Spartanburg | 34% |
| 7 | Seneca | 31% |
| 8 | Newberry | 31% |
| 9 | Anderson | 30% |
| 10 | Greater Anderson | 22% |
| 11 | Aiken Sunrise | 20% |
| 12 | EClub of the Carolinas | 18% |
| 13 | Easley | 16% |
| 14 | Greenwood | 13% |
| 15 | Lake Wylie | 12% |
| 16 | Greenville | 12% |
| 17 | Pleasantburg | 11% |
| 18 | Union | 11% |
| 19 | York | 11% |
| 20 | The Reedy River | 10% |
| 21 | Lancaster | 9% |
| 22 | Clemson-Calhoun | 8% |
| 23 | Twin City of Batesburg-Leesville | 8% |
| 24 | North Spartanburg | 7% |
| 25 | Clemson | 7% |
| 26 | Walhalla | 6% |
| 27 | Golden Strip Sunrise | 5% |
| 28 | Westminster | 4% |
| 29 | Simpsonville | 4% |
| 30 | Fountain Inn | 3% |

All Clubs Ranked by % of Polio Goal Achieved

| | | |
|----|------------------------|------|
| 1 | Greenwood | 200% |
| 2 | Greenville Breakfast | 200% |
| 3 | Fort Mill | 105% |
| 4 | Rock Hill | 72% |
| 5 | Union | 33% |
| 6 | North Augusta | 29% |
| 7 | Newberry | 27% |
| 8 | Seneca | 26% |
| 9 | Greenville | 25% |
| 10 | Anderson | 24% |
| 11 | EClub of the Carolinas | 23% |
| 12 | Clemson-Calhoun | 21% |
| 13 | Emerald City | 17% |
| 14 | The Reedy River | 10% |
| 15 | North Spartanburg | 9% |
| 16 | Seneca Golden Corner | 6% |
| 17 | Lake Wylie | 5% |
| 18 | Pleasantburg | 2% |
| 19 | York | 1% |
| 20 | Aiken Sunrise | 1% |
| 21 | Clemson | 0% |
| 22 | | 0% |
| 23 | | 0% |
| 24 | | 0% |
| 25 | | 0% |
| 26 | | 0% |
| 27 | | 0% |
| 28 | | 0% |
| 29 | | 0% |
| 30 | | 0% |

| | | |
|----|----------------------|----|
| 31 | Seneca Golden Corner | 3% |
| 32 | Aiken | 2% |
| 33 | Lancaster Breakfast | 2% |
| 34 | Spartan West | 1% |
| 35 | | 0% |
| 36 | | 0% |
| 37 | | 0% |
| 38 | | 0% |
| 39 | | 0% |
| 40 | | 0% |
| 41 | | 0% |
| 42 | | 0% |
| 43 | | 0% |
| 44 | | 0% |
| 45 | | 0% |
| 46 | | 0% |
| 47 | | 0% |
| 48 | | 0% |
| 49 | | 0% |
| 50 | | 0% |

| | | |
|----|--|----|
| 31 | | 0% |
| 32 | | 0% |
| 33 | | 0% |
| 34 | | 0% |
| 35 | | 0% |
| 36 | | 0% |
| 37 | | 0% |
| 38 | | 0% |
| 39 | | 0% |
| 40 | | 0% |
| 41 | | 0% |
| 42 | | 0% |
| 43 | | 0% |
| 44 | | 0% |
| 45 | | 0% |
| 46 | | 0% |
| 47 | | 0% |
| 48 | | 0% |
| 49 | | 0% |
| 50 | | 0% |

All Clubs Ranked by AF Per Capita

| | | |
|----|----------------------------------|----------|
| 1 | Fort Mill | \$186.59 |
| 2 | Emerald City | \$146.10 |
| 3 | Greenville Breakfast | \$70.45 |
| 4 | Newberry | \$70.45 |
| 5 | The Reedy River | \$61.36 |
| 6 | Seneca | \$58.21 |
| 7 | Indian Land Lunch | \$53.00 |
| 8 | Anderson | \$46.88 |
| 9 | Greater Anderson | \$46.67 |
| 10 | Aiken Sunrise | \$40.44 |
| 11 | York | \$34.38 |
| 12 | Winnsboro | \$33.33 |
| 13 | EClub of the Carolinas | \$31.43 |
| 14 | Greenville | \$23.88 |
| 15 | Easley | \$23.75 |
| 16 | Pleasantburg | \$23.55 |
| 17 | Greenwood | \$23.04 |
| 18 | Lake Wylie | \$18.80 |
| 19 | Union | \$17.55 |
| 20 | Twin City of Batesburg-Leesville | \$15.00 |
| 21 | Clemson | \$11.51 |
| 22 | Clemson-Calhoun | \$10.74 |
| 23 | Spartanburg | \$10.25 |
| 24 | North Spartanburg | \$10.00 |
| 25 | Westminster | \$8.50 |
| 26 | Walhalla | \$6.88 |
| 27 | Simpsonville | \$6.22 |
| 28 | Seneca Golden Corner | \$5.63 |
| 29 | Lancaster | \$5.38 |
| 30 | Golden Strip Sunrise | \$5.36 |
| 31 | Aiken | \$2.76 |
| 32 | Fountain Inn | \$2.22 |
| 33 | Lancaster Breakfast | \$1.89 |

All Clubs Ranked by Polio Per Capita

| | | |
|----|------------------------|---------|
| 1 | Greenwood | \$87.03 |
| 2 | Fort Mill | \$25.61 |
| 3 | Rock Hill | \$18.03 |
| 4 | Union | \$17.55 |
| 5 | The Reedy River | \$16.67 |
| 6 | Clemson-Calhoun | \$16.03 |
| 7 | Anderson | \$12.64 |
| 8 | Newberry | \$12.24 |
| 9 | North Augusta | \$11.54 |
| 10 | Greenville Breakfast | \$9.09 |
| 11 | Emerald City | \$8.70 |
| 12 | EClub of the Carolinas | \$8.04 |
| 13 | Greenville | \$7.46 |
| 14 | North Spartanburg | \$6.15 |
| 15 | Seneca | \$5.93 |
| 16 | Seneca Golden Corner | \$3.47 |
| 17 | Pleasantburg | \$2.27 |
| 18 | Lake Wylie | \$2.00 |
| 19 | York | \$0.78 |
| 20 | Aiken Sunrise | \$0.74 |
| 21 | Clemson | \$0.17 |
| 22 | | \$0.00 |
| 23 | | \$0.00 |
| 24 | | \$0.00 |
| 25 | | \$0.00 |
| 26 | | \$0.00 |
| 27 | | \$0.00 |
| 28 | | \$0.00 |
| 29 | | \$0.00 |
| 30 | | \$0.00 |
| 31 | | \$0.00 |
| 32 | | \$0.00 |
| 33 | | \$0.00 |

| | | |
|----|--------------|--------|
| 34 | Spartan West | \$1.43 |
| 35 | | \$0.00 |
| 36 | | \$0.00 |
| 37 | | \$0.00 |
| 38 | | \$0.00 |
| 39 | | \$0.00 |
| 40 | | \$0.00 |
| 41 | | \$0.00 |
| 42 | | \$0.00 |
| 43 | | \$0.00 |
| 44 | | \$0.00 |
| 45 | | \$0.00 |
| 46 | | \$0.00 |
| 47 | | \$0.00 |
| 48 | | \$0.00 |
| 49 | | \$0.00 |
| 50 | | \$0.00 |

| | | |
|----|--|--------|
| 34 | | \$0.00 |
| 35 | | \$0.00 |
| 36 | | \$0.00 |
| 37 | | \$0.00 |
| 38 | | \$0.00 |
| 39 | | \$0.00 |
| 40 | | \$0.00 |
| 41 | | \$0.00 |
| 42 | | \$0.00 |
| 43 | | \$0.00 |
| 44 | | \$0.00 |
| 45 | | \$0.00 |
| 46 | | \$0.00 |
| 47 | | \$0.00 |
| 48 | | \$0.00 |
| 49 | | \$0.00 |
| 50 | | \$0.00 |

All Clubs Ranked by Total AF Giving

| | | |
|----|----------------------------------|----------|
| 1 | Fort Mill | \$15,300 |
| 2 | Emerald City | \$10,081 |
| 3 | Greenville | \$6,400 |
| 4 | Newberry | \$5,495 |
| 5 | Anderson | \$3,375 |
| 6 | Greater Anderson | \$3,360 |
| 7 | Greenwood | \$2,650 |
| 8 | Seneca | \$2,503 |
| 9 | The Reedy River | \$2,209 |
| 10 | Spartanburg | \$2,020 |
| 11 | Easley | \$1,425 |
| 12 | Aiken Sunrise | \$1,375 |
| 13 | York | \$1,100 |
| 14 | Indian Land Lunch | \$1,060 |
| 15 | Clemson | \$1,036 |
| 16 | Pleasantburg | \$1,036 |
| 17 | Winnsboro | \$1,000 |
| 18 | EClub of the Carolinas | \$880 |
| 19 | Union | \$825 |
| 20 | Greenville Breakfast | \$775 |
| 21 | Aiken | \$500 |
| 22 | Lake Wylie | \$470 |
| 23 | North Spartanburg | \$390 |
| 24 | Clemson-Calhoun | \$365 |
| 25 | Lancaster | \$350 |
| 26 | Twin City of Batesburg-Leesville | \$300 |
| 27 | Westminster | \$255 |
| 28 | Simpsonville | \$255 |
| 29 | Walhalla | \$227 |
| 30 | Seneca Golden Corner | \$135 |
| 31 | Lancaster Breakfast | \$100 |
| 32 | Golden Strip Sunrise | \$75 |

All Clubs Ranked by Total Polio Giving

| | | |
|----|------------------------|----------|
| 1 | Greenwood | \$10,009 |
| 2 | Fort Mill | \$2,100 |
| 3 | Greenville | \$2,000 |
| 4 | Rock Hill | \$1,154 |
| 5 | Newberry | \$955 |
| 6 | Anderson | \$910 |
| 7 | Union | \$825 |
| 8 | Emerald City | \$600 |
| 9 | The Reedy River | \$600 |
| 10 | Clemson-Calhoun | \$545 |
| 11 | North Augusta | \$300 |
| 12 | Seneca | \$255 |
| 13 | North Spartanburg | \$240 |
| 14 | EClub of the Carolinas | \$225 |
| 15 | Greenville Breakfast | \$100 |
| 16 | Pleasantburg | \$100 |
| 17 | Seneca Golden Corner | \$83 |
| 18 | Lake Wylie | \$50 |
| 19 | York | \$25 |
| 20 | Aiken Sunrise | \$25 |
| 21 | Clemson | \$15 |
| 22 | | \$0 |
| 23 | | \$0 |
| 24 | | \$0 |
| 25 | | \$0 |
| 26 | | \$0 |
| 27 | | \$0 |
| 28 | | \$0 |
| 29 | | \$0 |
| 30 | | \$0 |
| 31 | | \$0 |
| 32 | | \$0 |

| | | |
|----|--------------|------|
| 33 | Fountain Inn | \$60 |
| 34 | Spartan West | \$50 |
| 35 | | \$0 |
| 36 | | \$0 |
| 37 | | \$0 |
| 38 | | \$0 |
| 39 | | \$0 |
| 40 | | \$0 |
| 41 | | \$0 |
| 42 | | \$0 |
| 43 | | \$0 |
| 44 | | \$0 |
| 45 | | \$0 |
| 46 | | \$0 |
| 47 | | \$0 |
| 48 | | \$0 |
| 49 | | \$0 |
| 50 | | \$0 |

| | | |
|----|--|-----|
| 33 | | \$0 |
| 34 | | \$0 |
| 35 | | \$0 |
| 36 | | \$0 |
| 37 | | \$0 |
| 38 | | \$0 |
| 39 | | \$0 |
| 40 | | \$0 |
| 41 | | \$0 |
| 42 | | \$0 |
| 43 | | \$0 |
| 44 | | \$0 |
| 45 | | \$0 |
| 46 | | \$0 |
| 47 | | \$0 |
| 48 | | \$0 |
| 49 | | \$0 |
| 50 | | \$0 |

All Areas Ranked by % of AF Goal Achieved

| | | |
|----|-------------------------|-------|
| 1 | A-6 AG Lindsay Walker | 40.6% |
| 2 | A-9 AG Stephen Baggett | 23.2% |
| 3 | A-1 AG Tricia McDougald | 17.5% |
| 4 | A-10 AG Michael Seymour | 17.3% |
| 5 | A-2 AG Jack Aden | 14.2% |
| 6 | A-4 AG Marc White | 12.6% |
| 7 | A-3 AG Mike Taylor | 11.6% |
| 8 | A-12 AG Karen Culley | 9.5% |
| 9 | A-7 AG Joyce Morin | 8.9% |
| 10 | A-8 AG Rysheeka Bush | 5.5% |
| 11 | A-5 AG Babette Sabia | 4.4% |
| 12 | A-11 AG Lisa Forrester | 2.5% |

All Areas Ranked by AF Per Capita

| | | |
|----|-------------------------|---------|
| 1 | A-6 AG Lindsay Walker | \$79.76 |
| 2 | A-9 AG Stephen Baggett | \$51.56 |
| 3 | A-1 AG Tricia McDougald | \$30.36 |
| 4 | A-10 AG Michael Seymour | \$29.81 |
| 5 | A-2 AG Jack Aden | \$24.00 |
| 6 | A-12 AG Karen Culley | \$23.91 |
| 7 | A-3 AG Mike Taylor | \$21.61 |
| 8 | A-4 AG Marc White | \$8.40 |
| 9 | A-8 AG Rysheeka Bush | \$7.91 |
| 10 | A-5 AG Babette Sabia | \$7.24 |
| 11 | A-7 AG Joyce Morin | \$7.14 |
| 12 | A-11 AG Lisa Forrester | \$3.64 |

All Areas Ranked by Total AF Giving

| | | |
|----|-------------------------|----------|
| 1 | A-6 AG Lindsay Walker | \$16,830 |
| 2 | A-9 AG Stephen Baggett | \$13,611 |
| 3 | A-3 AG Mike Taylor | \$8,211 |
| 4 | A-1 AG Tricia McDougald | \$8,136 |
| 5 | A-10 AG Michael Seymour | \$6,320 |
| 6 | A-12 AG Karen Culley | \$3,634 |
| 7 | A-2 AG Jack Aden | \$3,120 |
| 8 | A-4 AG Marc White | \$2,460 |
| 9 | A-8 AG Rysheeka Bush | \$2,175 |
| 10 | A-7 AG Joyce Morin | \$1,450 |
| 11 | A-5 AG Babette Sabia | \$1,100 |
| 12 | A-11 AG Lisa Forrester | \$390 |