

# HAPPY HOLIDAYS AND BEST WISHES IN THE NEW YEAR.



District Governor Carol Burdette  
P.O. Box 493  
Pendleton, SC 29670  
864-934-5143  
DG2018@Rotary7750.org

DECEMBER 2018 ■ WWW.ROTARY7750.ORG

DECEMBER: Disease Prevention and Treatment Month  
JANUARY: Vocational Service Month

# 7750

ROTARY INTERNATIONAL



## A time for many thanks

BY DG CAROL BURDETTE

Season's Greetings,

My Grandmother used to tell me that the older you get the faster the time goes by, and in my younger years I couldn't understand; but I certainly understand now. Seems like yesterday was Christmas and now we find ourselves getting in the hustle and bustle to get ready again. I am wishing you and yours the best season of all and a very Happy New Year.

2018 has been one of the best years of my life because of Rotary. It has been my honor to serve the first half of this Rotary year as your Governor. The visits with you have been so energizing. You are doing amazing things for your communities and the world...thank you.

During the month of November my focus was on our Foundation Event. What an honor

next page



Donors celebrating  
our Rotary Foundation  
at the Million Dollar  
reception Nov. 29.

## Sign up now for Northern European cruise after Hamburg convention


District 7750 in partnership with Sister Cities is sponsoring a Baltic cruise June 7-16, 2019 immediately following the Rotary Interantional Convention in Hamburg, Germany. Prices start at \$2258. The cruise departs Copenhagen with tops in Berlin, Tallinn, St. Petersburg, Helsinki and Stockholm.

DG Carol Burdette, who has been active in the Sister Cities program, will lead the trip.

[Click for a PDF file with more details.](#)

[Click for the registration form.](#)

## CART Challenge Progress Meter: \$54,284.25



## Membership Notes

# QUESTIONS TO ASK POTENTIAL MEMBERS

BY IPDG ED IRICK

D7750 Membership Chair

864-420-1052 | dg2017@rotary7750.org

Why do people join Rotary, and what keeps them in their clubs? I submit that many of the reasons are directly related. They join Rotary for specific expectations of what membership can provide, and they remain Rotarians as long as their club is meeting their expectations.

Over time, a person's reason(s) for remaining in Rotary may change as their life circumstances change. The club needs to be flexible enough to meet these changing needs.

2018 is coming to an end; however, the current Rotary year is only half over.

Most clubs conduct an annual club assessment at the beginning of the Rotary year based upon current members' responses. Why not conduct an assessment of your club now to get an idea of its health by asking the following questions. With slight modifications, ask these same questions of potential members prior to them joining the club.

What do you want to get from your Rotary experience?

What can you do to make this happen?

What can we do to help you make this happen?

Overall, how satisfied are you with your Rotary experience?

What would it take to make this an even better year for you?

What can we start doing/do more of, stop doing/do less of?

What should we continue to do?

Do not be afraid of change. Your club should be flexible enough to meet the needs of its current members and each new member. Conduct a survey and make changes if you need to. Let's keep our clubs strong, vibrant, and flexible.

## District Membership Event Grants

Time is running out for clubs to apply for FREE MONEY -- Applications for D-7750 Membership Event Grants Deadline for submission of a grant application is December 15, 2018. Click here for details and application. [Details and Application.](#)

## THANKS FROM CAROL—

from page 1

to have The Rotary Foundation Board of Trustees Chair, Ron Burton, here in our district. He came to celebrate our million dollar commitment to "doing good in the world." Thank you PDG Ed for your leadership for the first half of the journey to a million. Thank you Lorraine for serving as our District Foundation Chair, getting Ron here and bringing in the contribution commitments to make up the million.

Lastly, and most importantly thank you to all the donors who have made contributions in 2018...we are making a difference!! As for the event, there are not enough words to thank Spartanburg Methodist College for its hospitality.

Spirit starts at the top and President Scott Cochran has a servant spirit and was so welcoming of the idea of having this event on their campus, but it could not have been done without the leadership of Ann Bowles; both of these SMC leaders are Rotarians in Spartanburg. So many others on campus attended to every need we had...many thanks. Spartanburg Methodist College is a hidden gem in South Carolina.

Angela Viney did a great job leading our committee, and I want to thank the Spartanburg area clubs and Spartanburg Water for their financial support of this memorable event.

As we look to 2019, please keep growing membership, giving to The Rotary Foundation, participating in service projects and promoting Rotary's public image, because I want to make all of you members of the Governor's Leadership Society. And please don't forget to put those coins in the blue buckets for CART remembering that 100% of your donation goes to Alzheimer's research.

Lastly, looking to the end of this Rotary year, I would like all of you who can to join me in Hamburg, Germany for the Rotary International Convention. It is an experience like none other for a Rotarian. Also, in conjunction with Sister Cities International, we have an opportunity to jump on a ship and do a Baltic Cruise the day after the convention ends. I know it seems like a long time off, but make reservations today...you won't want to miss this opportunity

Yours In Rotary Service,  
DG Carol





## RLI GRADUATES

These six Rotarians completed part III of RLI and received their RLI Graduate pin from 7750 District Governor Carol Burdette. Graduates are John Sutton (Spartanburg); Charles Saverance (Hartsville, District 7770); Lelion Elledge (Greenwood); DG Carol Burdette (Anderson); Karen Culley (Pickens); Jim Mullikin (Easley); Leroy Kennedy (Union).

## Six graduate from RLI Oct. 27 in Duncan

BY BERT STRANGE

D7750 RLI Chair

District 7750 hosted another successful Mid-Atlantic Rotary Leadership Institute event at the Tyger River Campus of Spartanburg Community College in Duncan, on Saturday, October 27.

Twentyr Rotarians from 13 clubs representing three districts and two zones enjoyed a day of outstanding learning and typical warm Rotary fellowship. Thanks to the outstanding staff and faculty who made this another great RLI day. Regional Coordinator Ken Dresser oversaw the operation, assisted by District 7750 Chair Bert Strange who facilitated the sessions along with Lorraine Angelino, Gene Moorhead, Georgia Oakes, Barbara Shayeb-Helou, and Renee Stubbs.

**District 7750 will host another event in Anderson on Saturday, March 2, 2019.**







**Rotary**  
YORK



### YORK DG VISIT

DG Carol met with the board of the Rotary Club of York and presented president Amy Hagner with the Governor's Leadership pin during the club's meeting. Assistant Governor Babette Sabia was also at the meeting. The club made a special contribution to CART from its Charitable Contributions fund.

### WOFFORD PRESIDENT AT SPARTANBURG

Wofford College President Nayef Samhat spoke to the Rotary Club of Spartanburg. Club president President Max Hyde (right) enjoys his remarks!



**Rotary**  
SPARTANBURG



## FORT MILL NAMES SPRINGS INDUSTRIES' ANNE SPRINGS CLOSE A PAUL HARRIS FELLOW

The Rotary Club of Fort Mill celebrated and recognized the life of service of Anne Springs Close, matriarch of Springs Industries, by naming her a Paul Harris Fellow. Anne spoke to the club about Fort Mill's past and the history of the Greenway that she was instrumental in creating and funding and that bears her name. She also spoke of her love for her community. To top off the meeting, the club had a cake to celebrate her 93rd birthday Nov. 15. She is pictured with club president Patrick White.

**FORT MILL**  
**Rotary**



## ANOTHER FORT MILL PAUL HARRIS FELLOW

Rotary Club of Fort Mill President Patrick White (l) presents Paul Harris Fellows to club member Luke Nelson(r) as part of club's "November is Rotary Foundation month" celebration.



## NEW MEMBERS AT FORT MILL

Rotary Club of Fort Mill President Patrick White (left) inducted new club members George Boykin (center) and Gales Scroggs (right) at a recent club meeting.

**Deadline for January newsletter is Dec. 26.**

Send items to newsletter editor Sue Poss, [editor@rotary7750.org](mailto:editor@rotary7750.org).

Articles received after December 25 will be used in February.





The Golden Corner Rotary Club recently got an update from Cortni Nations, executive director of the Oconee Memorial Hospital Foundation, about the Foundation's plans to expand the Emergency Department at Oconee Memorial Hospital. The department handled 42,000 patients last year and plans call for as many as 55,000 to be served within 10 years. Pictured with Cortni Nations is club president Steve Rushton.



### GOLDEN CORNER WELCOMES SPECIAL VISITORS

Rotarian Jesse Deshon, left, introduced her daughter Eleanor Ruth, three months old, to the Golden Corner club and Rotarian Jill Dolly brought her friend Shola Ayemi, who was visiting from London, England. Shola said she particularly enjoyed hiking in Oconee County during the changing colors of the leaves. Pictured from left, are Jesse Deshon, Shola Ayemi, Jill Dolly and club president Steve Rushton.



← Eddie Duncan, right, updated the Golden Corner Rotary Club on Duke Energy's Hydro Electric projects including future upgrades at Bad Creek Pump Storage facility. Duncan is the director of Regional Services for Regulated Renewables at Duke Energy. Pictured with him is Rotarian Don Lesley.



## Global History Fellowship: Tour of Rotary sites offered in Chicago

BY PDG BARBARA SHAYEB-HELOU

7750 Chair, Fellowships and Action Groups

The Rotary Global History Fellowship offers a tour in Chicago that includes The Sherman Hotel site. The hotel is no longer there but a bronze plaque for the Rotary Club of Chicago is embedded in the sidewalk to mark where the Club met.

At that corner is a City of Chicago Street sign that says-RC Chicago Way. Then they suggest you visit Comely Bank, the home where Paul and Jean Harris entertained and met with many early

Rotarians.

There is a Paul Harris Memorial nearby, in Mt Hope Cemetery. This is the final resting place of both Paul Harris and Sylvester Schiele. Sylvester was the first President of the RC of Chicago.

Paul lived 79 years. In his life he saw Rotary grow from one Club to 5,688 clubs in 75 Countries. Those Clubs had 259,000 members. Born in Racine, Wisconsin and raised in Vermont; he was educated at Princeton and

the University of Iowa. He then accepted numerous jobs to better understand the world and himself. He finally decided to settle in Chicago.

Joining the Rotary Global History Fellowship is beneficial and a real treat to anyone interested in the roots and sequences Rotary went through prior to being what it is today. All Club Officers need to join: google RGHF.



## GREENWOOD RECOGNIZES EDUCATORS OF THE YEAR

The Rotary Club of Greenwood recognized its 2017-2018 Educators of the Year recently. Pictured from left to right are Jeneen Webb, Leigh Addis and Lee Ann Starnes of District 50, Carla Goode, Christiana Evans and Kiki O'Dell of District 51, and Lindsey Carter of District 52. Not pictured is Ben Brown of District 52. Billy Strickland of the Western Piedmont Education Consortium delivered the keynote address to the Club, and 2018 South Carolina Teacher of the Year Jeff Maxey of Anderson was on hand to offer his congratulations. Billy and Jeff are pictured in the left photo with Club President Angelle LaBorde."



The Rotary Club of Greenwood made a donation to help launch a youth lacrosse program at the Greenwood Family YMCA. Pictured are Club President Angelle LaBorde and YMCA CEO Brian Harlan.



The Rotary Club of Greenwood continued to recognize those living this year's Rotary International motto and 'being the Inspiration.' Club Membership Chair Sam Leaman and Past President Jon Scott were the October and November recipients.



<Goodman, Leaman and LaBorde (9-25-18).

## MEMBERSHIP DEVELOPMENT: OCTOBER FIGURES

**42** New Members **29** Terminated Members (4 deceased) **+13** Net for month

These figures are from the District and Club database and are not official RI numbers.

# CART Giving toward \$100,000 challenge

## April 1, 2018-November 27, 2018

Club	Gifts	Members 7/1/18	Per Capita	Club	Gifts	Members 7/1/18	Per Capita
Abbeville	\$380.00	45	8.44	Lake Wylie	\$1,650.00	23	71.74
Aiken	\$5,065.92	180	28.14	Lancaster	\$1,372.42	64	21.44
Aiken High Interact	\$1,300.00			Lancaster Breakfast	\$600.00	56	10.71
Aiken Sunrise	\$1,947.01	39	49.92	Laurens	\$400.00	49	8.16
Anderson	\$2,920.13	74	39.46	Mauldin	\$177.00	30	5.90
Batesburg-Leesville	\$10.98	17	0.65	Newberry	\$980.93	77	12.74
Blacksburg	\$100.00	15	6.67	North Augusta	\$1,121.04	21	53.38
Chester	\$346.27	53	6.53	North Greenville	\$1,000.00	37	27.03
Clemson	\$2,307.99	94	24.55	North Spartanburg	\$0.00	36	0.00
Clemson-Calhoun	\$2,617.32	28	93.48	Pickens	\$1,000.00	43	23.26
Clinton	\$445.26	26	17.13	Pleasantburg	\$1,343.34	47	28.58
Clover	\$449.05	17	26.41	Greenville Evening	\$2,301.53	36	63.93
E Club	\$2,253.38	27	83.46	Rock Hill	\$711.29	86	8.27
Easley	\$250.00	51	4.90	Seneca	\$0.00	46	0.00
Emerald City	\$2,373.89	65	36.52	Seneca Golden Corner	\$39.52	23	1.72
Fair Play	\$1,242.00	17	73.06	Simpsonville	\$1,126.98	48	23.48
Fort Mill	\$3,186.73	82	38.86	Spartan West	\$0.00	32	0.00
Fountain Inn	\$149.28	27	5.53	Spartanburg	\$2,500.00	199	12.56
Gaffney	\$181.07	72	2.51	Special Events	\$545.28		
Golden Strip Sunrise	\$274.20	15	18.28	The Foothills	\$312.20	19	16.43
Greater Anderson	\$1,764.94	75	23.53	Twin City	\$1,115.21	21	53.11
Greater Greer	\$560.21	15	37.35	Union	\$753.63	46	16.38
Greenville	\$3,383.60	266	12.72	Walhalla	\$0.00	34	0.00
Greenville Breakfast	\$114.16	14	8.15	Westminster	\$809.74	35	23.14
Greenville-East	\$1,166.90	18	64.83	Winnsboro	\$26.34	26	1.01
Greenwood	\$575.26	113	5.09	Woodruff	\$0.00	11	0.00
Indian Land	\$0.00	24	0.00	York	\$982.25	36	27.28
Inman	\$50.00	22	2.27				
					<b>\$56,284.25</b>		



A Project of the Rotary Clubs of North America

[www.cartfund.org](http://www.cartfund.org)

### Mail gifts to CART

District 7750 CART Fund, c/o Steve Black  
P.O. Box 1564, Aiken, SC 29802

## 7750's \$100,000 CHALLENGE

### For CART information and/or presentations

DG Carol is challenging us to raise \$100,000 for CART. If your club needs more information about what CART is or some tips on how you can increase your giving, or how to have a fundraiser just for CART, contact District 7750 CART Chair, Steve Black at 803-649-7552 or [steveblack724@gmail.com](mailto:steveblack724@gmail.com).





Assistant Governor Marc White, Rotary Club of North Spartanburg, at the D7750 Foundation Banquet with Rotary Foundation Trustee Chair Ron Burton of Oklahoma, and DG Carol Burdette.



## 2018-2019 DISTRICT GRANT SCHEDULE

**MARCH 31, 2019 – DEADLINE FOR COMPLETION OF DISTRICT GRANTS AND FILING OF FINAL REPORTS**

**APRIL 30, 2019 – DEADLINE FOR SUBMITTING 2019-20 DISTRICT GRANT APPLICATIONS**

**JUNE 1, 2019 OR SOONER – ANNOUNCEMENT OF DISTRICT GRANTS ALLOCATION**



## GREENWOOD CLUB WELL REPRESENTED AT FOUNDATION BANQUET

Rotary Club of Greenwood members attended the Foundation Dinner and celebrated with District 7750! Pictured are Doug Kauffmann, Sally Kauffmann, Watson Dorn, Angelle LaBorde, Fred Latham, Stephen Baggett, Jr., and Eric Taylor.





### **A Tour of the Haiti Libraries Our District Serves**

Join District 7750's visit to our Haiti Literacy projects in mid-January 2018. See the libraries and schools and meet the teachers and children we serve. We'll also tour artisan centers and the National History Museum in Port au Prince. Dine on authentic Haitian cuisine. Call Rita Yarbrough at 803-276-1813 for information.

### **GREENWOOD AND EMERALD CITY RAISE MONEY FOR ROTARY AND COMMUNITY**

The Rotary Club of Greenwood and the Emerald City Rotary Club jointly host the "Big Thursday" Golf Tournament to raise funds for Rotary International and local community programs. Pictured are Club Presidents Angelle LaBorde (Greenwood) and Jerry Rentz (Emerald City). Each golfer received a beach towel for their participation.





## Membership Champions (30 new members and their sponsors in October)

New Member	Club	Sponsor	Classification
Abrams, Vina (VINA)	Newberry	Christina Pomeroy	Retired Government Service
Allen, Lukas R (LUKE)	Gaffney	Lyman Hamrick	
Benson, Allan (ALLAN)	Abbeville	Roy Kenneth Tinsley	C O O
Benson, Kathy (KATHY)	Abbeville	Roy Kenneth Tinsley	
Caldwell, Barry (BARRY)	Abbeville	Scott White	
Gregory, John G. (JOHN)	Chester	William L. Marion	
Hearne, David (DAVID)	Pickens	Linda Cassell	
Jones, James R. (JIM)	Greenville	Gary Daniels/Phillip Kilgore	
McCracken, Frank (MIKE)	Laurens	King Dixon	Religion-Presbyterian
McMillan, Andrew (ANDREW)	Inman	Cathy McMillan	
Moran, Paul (PAUL)	Lake Wylie	Mary L. Sieck	
Mueller, Kurtis W. (KURT)	Aiken	Transfer	Financial - Planning
Mullinax, Tiffany (TIFFANY )	Pickens	Linda Cassell	
Nichols, Tami L (TAMI)	Rock Hill	David Wayne Lisk Sr.	Real Estate
Patel, Heather (HEATHER)	Pickens	Linda Cassell	
Pope, J. Larry (LARRY)	Easley	Roddey E. Gettys III	Realtor
Poulin, Michele (MICHELE)	Greenwood	Angelle R. LaBorde	
Poulson, David Allan (DAVID)	Pickens	Nath Briley	
Quinn, Sheila Huckabee (SHEILA)	Clover		Superintendent
Rush, John (JOHN)	Aiken	J. David Jameson	
Russ, Eldon (ELDON)	Greenville Evening		
Rutherford, William (WILLIAM)	Twin City	Laura Walls	Chiropractor
Summers, Evelyn (Deloris) (DELORIS)	Greenville Breakfast	Valerie Brooks-Madden	
Turner, Howard Dean (DEAN)	Abbeville	Eugene Pruitt	
Wagner, Sharon (SHARON)	Seneca	Kathryn Holbrooks	
Weller, Ron (RON)	Fort Mill	Robert W. Squatriglia	Retired
Whiteside, Bob (BOB)	Abbeville	Thomas Dry Howie II	
Whiteside, John (JOHN)	Abbeville	Thomas Dry Howie II	
Williford, Tom (TOM)	Abbeville	Linda R. Williford	Funeral Service
Zeman, Tim (TIM)	Clover	Michael Schonfeld	

Foundation and Membership pages ahead: [Check the trends](#)

Following this page are several pages of information on Foundation giving and membership trends. These figures come from Rotary International and are the official figures.

District 7750 Membership Report					
11/30/2018					
		Membership Up			
		Membership Steady			
		Membership Down			
Rank	Club	Starting Membership	Current Membership	Net Gain YTD	Avg. Attendance
1	Abbeville	45	52	7	78.00
2	Easley	51	58	7	75.70
3	Clover	17	23	6	79.00
4	Gaffney	72	77	5	70.70
5	Greenwood	113	118	5	64.74
6	Laurens	49	54	5	77.50
7	Clemson-Calhoun	28	32	4	89.20
8	Emerald City	65	69	4	68.80
9	Aiken	180	183	3	72.00
10	Greater Anderson	75	78	3	67.10
11	Lake Wylie	23	26	3	79.40
12	Reedy River	36	39	3	62.20
13	Chester	53	55	2	58.80
14	Clinton	26	28	2	63.30
15	Lancaster	64	66	2	67.58
16	North Augusta	21	23	2	52.30
17	Pickens	43	45	2	76.90
18	Batesburg-Leesville	17	18	1	64.71
19	Blacksburg	15	16	1	77.28
20	Clemson	94	95	1	61.40
21	E-Club of The Carolinas	27	28	1	85.71
22	Fort Mill	82	83	1	50.80
23	Fountain Inn	27	28	1	76.80
24	Lancaster Breakfast	56	57	1	59.70
25	Seneca Golden Corner	23	24	1	69.50
26	Twin City of Batesburg-Leesvi	21	22	1	63.80
27	Union	46	47	1	61.20
28	York	36	37	1	60.00
29	Aiken Sunrise	39	39	0	65.20
30	Anderson	74	74	0	61.40
31	Greater Greer	15	15	0	61.33
32	Greenville Breakfast	14	14	0	43.30
33	Greenville-East	18	18	0	87.80
34	Indian Land	24	24	0	63.20
35	Inman	22	22	0	80.00
36	North Greenville	37	37	0	60.00
37	Pleasantburg	47	47	0	62.50
38	Seneca	46	46	0	64.70
39	Spartan West	32	32	0	37.90
40	The Foothills	19	19	0	44.74
41	Walhalla	34	34	0	62.00
42	Winnsboro	25	25	0	94.00
43	Newberry	77	76	-1	70.90
44	North Spartanburg	36	35	-1	65.60
45	Woodruff	11	10	-1	0.00
46	Golden Strip Sunrise	15	13	-2	62.00
47	Mauldin	30	28	-2	68.90
48	Rock Hill	86	83	-3	64.20
49	Spartanburg	199	195	-4	63.30
50	Westminster	35	30	-5	56.66
51	Simpsonville	48	41	-7	97.30
52	Greenville	266	244	-22	35.40
	Totals	2654	2682	28	



**Rotary District 7750**  
**Membership Gain & Rotary Foundation**  
**Monthly Progress Report**  
**November 30, 2018**

A r e a	Club	7/1/2019 Member Goal	Current Members 11-30-18	Member Gain 11-30-18	AF Actual 2017-18	AF Goal 2018-19	AF Goal Shortfall vs. LY	% of AF Goal Achieved 2018-19	AF Per Capita 2018-19	AF Month	AF YTD 2018-19	Polio Actual 2017-18	Polio YTD 2018-19	Polio Per Capita 2018-19	Polio Goal 2018-19	Polio % of Goal
1	Anderson	83	74	0	11,098	\$11,250		28.2%	\$43	\$0	\$3,175	\$5,101	\$810	\$11	\$3,750	21.6%
1	Clemson	110	95	1	13,144	\$14,400		62.5%	\$96	\$2,162	\$8,998	\$2,031	\$40	\$0	\$1,920	2.1%
1	Clemson-Calhoun	34	32	4	2,760	\$4,433		71.6%	\$113	\$190	\$3,176	\$2,025	\$277	\$10	\$1,550	17.9%
1	Greater Anderson	80	78	3	17,190	\$15,000	\$2,190	29.8%	\$60	\$170	\$4,475	\$3,824	\$595	\$8	\$3,750	15.9%
	<b>A-1 AG Cathy Golson</b>	<b>307</b>	<b>279</b>	<b>8</b>	<b>44,192</b>	<b>\$45,083</b>		<b>44.0%</b>	<b>\$73</b>	<b>\$2,522</b>	<b>\$19,824</b>	<b>\$12,980</b>	<b>\$1,722</b>	<b>\$6</b>	<b>\$10,970</b>	<b>15.7%</b>
2	Seneca	55	46	0	8,010	\$8,579		37.0%	\$69	\$269	\$3,172	\$1,170	\$425	\$9	\$2,450	17.3%
2	Seneca Golden Corner	26	24	1	3,360	\$2,310	\$1,050	23.4%	\$23	\$0	\$540	\$800	\$150	\$7	\$2,200	6.8%
2	Walhalla	36	34	0	1,000	\$3,712		0.0%	\$0	\$0	\$0	\$3,450	\$8	\$0	\$800	1.0%
2	Westminster	38	30	-5	4,890	\$6,000		48.4%	\$83	\$85	\$2,905	\$2,064	\$0	\$0	\$2,100	0.0%
	<b>A-2 AG Frank Cox</b>	<b>155</b>	<b>134</b>	<b>-4</b>	<b>17,260</b>	<b>\$20,601</b>		<b>32.1%</b>	<b>\$48</b>	<b>\$354</b>	<b>\$6,617</b>	<b>\$7,484</b>	<b>\$583</b>	<b>\$4</b>	<b>\$7,550</b>	<b>7.7%</b>
3	Greenville	286	244	-22	46,108	\$52,000		44.6%	\$87	\$950	\$23,186	\$11,580	\$2,900	\$11	\$7,800	37.2%
3	Greenville Breakfast	18	14	0	2,145	\$4,662		11.8%	\$39	\$10	\$550	\$1,300	\$25	\$2	\$2,160	1.2%
3	Greenville East	26	18	0	2,656	\$1,600	\$1,056	29.3%	\$26	\$469	\$469	\$450	\$100	\$6	\$832	12.0%
3	North Greenville	47	37	0	4,605	\$7,350		25.7%	\$51	\$1,139	\$1,889	\$1,300	\$0	\$0	\$2,100	0.0%
3	Pleasantburg	52	47	0	11,717	\$9,212	\$2,505	22.2%	\$44	\$169	\$2,049	\$6,922	\$0	\$0	\$6,251	0.0%
	<b>A-3 AG Mike Taylor</b>	<b>429</b>	<b>360</b>	<b>-22</b>	<b>67,231</b>	<b>\$74,824</b>		<b>37.6%</b>	<b>\$74</b>	<b>\$2,737</b>	<b>\$28,143</b>	<b>\$21,552</b>	<b>\$3,025</b>	<b>\$8</b>	<b>\$19,143</b>	<b>15.8%</b>
4	Inman	25	22	0	2,850	\$2,200	\$650	0.0%	\$0	\$0	\$0	\$345	\$0	\$0	\$550	0.0%
4	North Spartanburg	41	35	-1	8,108	\$5,600	\$2,508	77.3%	\$120	\$1,918	\$4,328	\$1,863	\$80	\$2	\$2,000	4.0%
4	Spartan West	35	32	0	2,845	\$5,952		10.4%	\$19	\$0	\$620	\$525	\$0	\$0	\$1,664	0.0%
4	Spartanburg	220	195	-4	9,120	\$12,220		8.5%	\$5	\$0	\$1,040	\$10,850	\$100	\$1	\$9,400	1.1%
	<b>A-4 AG Marc White</b>	<b>321</b>	<b>284</b>	<b>-5</b>	<b>22,923</b>	<b>\$25,972</b>		<b>23.1%</b>	<b>\$21</b>	<b>\$1,918</b>	<b>\$5,988</b>	<b>\$13,582</b>	<b>\$180</b>	<b>\$1</b>	<b>\$13,614</b>	<b>1.3%</b>
5	Blacksburg	17	16	1	666	\$975		0.0%	\$0	\$0	\$0	\$450	\$880	\$59	\$481	183.0%
5	Clover	20	23	6	1,769	\$2,850		0.0%	\$0	\$0	\$0	\$2,819	\$100	\$6	\$950	10.5%
5	Gaffney	82	77	5	7,874	\$9,000		20.4%	\$25	\$84	\$1,833	\$1,468	\$525	\$7	\$1,875	28.0%
5	York	41	37	1	8,340	\$9,879		17.9%	\$49	\$250	\$1,770	\$1,818	\$500	\$14	\$2,035	24.6%
	<b>A-5 AG Babette Sabia</b>	<b>160</b>	<b>153</b>	<b>13</b>	<b>18,649</b>	<b>\$22,704</b>		<b>15.9%</b>	<b>\$26</b>	<b>\$334</b>	<b>\$3,603</b>	<b>\$6,555</b>	<b>\$2,005</b>	<b>\$14</b>	<b>\$5,341</b>	<b>37.5%</b>
6	Fort Mill	90	83	1	30,573	\$30,156	\$417	28.9%	\$106	\$3,100	\$8,726	\$2,290	\$0	\$0	\$2,000	0.0%
6	Indian Land	36	24	0	3,261	\$5,040		30.3%	\$64	\$105	\$1,525	\$150	\$0	\$0	\$1,290	0.0%
6	Lake Wylie	30	26	3	3,620	\$3,744		18.7%	\$30	\$140	\$700	\$1,201	\$0	\$0	\$1,224	0.0%
6	Rock Hill	100	83	-3	10,107	\$9,300	\$807	1.1%	\$1	\$0	\$100	\$1,650	\$0	\$0	\$3,000	0.0%
	<b>A-6 AG Lindsay Walker</b>	<b>256</b>	<b>216</b>	<b>1</b>	<b>47,561</b>	<b>\$48,240</b>		<b>22.9%</b>	<b>\$51</b>	<b>\$3,345</b>	<b>\$11,051</b>	<b>\$5,291</b>	<b>\$0</b>	<b>\$0</b>	<b>\$7,514</b>	<b>0.0%</b>

A r a e	Club	7/1/2019 Member Goal	Current Members 11-30-18	Member Gain 11-30-18	AF Actual 2017-18	AF Goal 2018-19	AF Goal Shortfall vs. LY	% of AF Goal Achieved 2018-19	AF Per Capita 2018-19	AF Month	AF YTD 2018-19	Polio Actual 2017-18	Polio YTD 2018-19	Polio Per Capita 2018-19	Polio Goal 2018-19	Polio % of Goal
7	Chester	58	55	2	4,465	\$5,460		1.8%	\$2	\$100	\$100	\$4,220	\$0	\$0	\$4,160	0.0%
7	Lancaster	68	66	2	5,006	\$3,264	\$1,742	26.6%	\$14	\$0	\$867	\$900	\$2,700	\$42	\$1,280	210.9%
7	Lancaster Breakfast	57	57	1	5,563	\$5,575		9.0%	\$9	\$0	\$500	\$525	\$800	\$14	\$600	133.3%
7	Winnsboro	30	25	0	2,350	\$2,600		38.5%	\$40	\$1,000	\$1,000	\$865	\$0	\$0	\$1,179	0.0%
	A-7 AG Joyce Morin	213	203	5	17,384	\$16,899	\$485	14.6%	\$12	\$1,100	\$2,467	\$6,510	\$3,500	\$18	\$7,219	48.5%
8	Aiken	190	183	3	25,283	\$36,075		14.5%	\$29	\$85	\$5,244	\$5,498	\$0	\$0	\$7,955	0.0%
8	Aiken Sunrise	44	39	0	4,025	\$8,000		33.2%	\$68	\$650	\$2,655	\$2,810	\$346	\$9	\$2,600	13.3%
8	Batesburg-Leesville	21	18	1	975	\$2,934		0.0%	\$0	\$0	\$0	\$2,011	\$0	\$0	\$1,404	0.0%
8	North Augusta	24	23	2	2,415	\$3,600		27.1%	\$46	\$100	\$975	\$250	\$0	\$0	\$1,000	0.0%
8	Twin City of Batesburg-Leesville	23	22	1	3,341	\$4,200		11.9%	\$24	\$100	\$500	\$1,510	\$420	\$20	\$1,050	40.0%
	A-8 AG Watson Dorn	302	285	7	36,039	\$54,809		17.1%	\$34	\$935	\$9,374	\$12,079	\$766	\$3	\$14,009	5.5%
9	Abbeville	50	52	7	3,025	\$5,085		0.0%	\$0	\$0	\$0	\$100	\$0	\$0	\$1,215	0.0%
9	EClub of the Carolinas	35	28	1	8,772	\$5,000	\$3,772	133.1%	\$246	\$1,271	\$6,654	\$2,343	\$1,925	\$71	\$3,147	61.2%
9	Emerald City	72	69	4	25,527	\$26,000		79.4%	\$317	\$210	\$20,635	\$3,261	\$3,100	\$48	\$3,250	95.4%
9	Greenwood	120	118	5	15,640	\$22,310		176.0%	\$348	\$6,030	\$39,275	\$11,236	\$2,225	\$20	\$3,000	74.2%
	A-9 AG Lori Kent	277	267	17	52,964	\$58,395		114.0%	\$266	\$7,511	\$66,564	\$16,940	\$7,250	\$29	\$10,612	68.3%
10	Clinton	28	28	2	2,800	\$4,000		20.0%	\$31	\$0	\$800	\$150	\$0	\$0	\$1,000	0.0%
10	Laurens	56	54	5	5,050	\$8,575		0.0%	\$0	\$0	\$0	\$2,800	\$0	\$0	\$2,850	0.0%
10	Newberry	88	76	-1	17,800	\$15,600	\$2,200	128.8%	\$261	\$975	\$20,095	\$4,050	\$2,200	\$29	\$3,500	62.9%
10	Union	47	47	1	7,285	\$6,600	\$685	14.4%	\$21	\$0	\$950	\$3,805	\$750	\$16	\$2,200	34.1%
	A-10 AG Renee Stubbs	219	205	7	32,935	\$34,775		62.8%	\$110	\$975	\$21,845	\$10,805	\$2,950	\$15	\$9,550	30.9%
11	Fountain Inn	28	28	1	1,500	\$3,000		95.0%	\$106	\$0	\$2,850	\$25	\$369	\$14	\$600	61.5%
11	Golden Strip Sunrise	17	13	-2	370	\$2,625		100.0%	\$175	\$2,025	\$2,625	\$25	\$2,400	\$160	\$450	533.3%
11	Mauldin	40	28	-2	5,244	\$9,664		2.3%	\$8	\$0	\$225	\$1,352	\$0	\$0	\$4,672	0.0%
11	Simpsonville	55	41	-7	7,914	\$8,750		10.2%	\$19	\$550	\$890	\$1,625	\$0	\$0	\$2,300	0.0%
11	Woodruff	12	10	-1	25	\$500		0.0%	\$0	\$0	\$0	\$25	\$0	\$0	\$250	0.0%
	A-11 AG Alex Grewe	152	120	-11	15,053	\$24,539		26.9%	\$50	\$2,575	\$6,590	\$3,052	\$2,769	\$21	\$8,272	33.5%
12	Easley	57	58	7	1,250	\$9,451		5.3%	\$10	\$500	\$500	\$25	\$100	\$2	\$1,120	8.9%
12	Greater Greer	20	15	0	1,875	\$1,350	\$525	16.7%	\$15	\$0	\$225	\$855	\$75	\$5	\$750	10.0%
12	Reedy River	47	47	3	20,880	\$18,500	\$2,380	24.2%	\$97	\$170	\$4,475	\$5,876	\$125	\$3	\$3,000	4.2%
12	Pickens	44	45	2	4,575	\$4,400	\$175	15.9%	\$16	\$700	\$700	\$1,350	\$0	\$0	\$1,760	0.0%
12	The Foothills	21	19	0	1,550	\$2,000		66.3%	\$70	\$0	\$1,325	\$25,250	\$0	\$0	\$20,000	0.0%
	A-12 AG Karen Culley	189	184	12	30,130	\$35,701		20.2%	\$42	\$1,370	\$7,225	\$33,356	\$300	\$2	\$26,630	1.1%
	District 7750				0					\$0	\$0	\$0	\$0			
	Totals	2980	2,690	28	402,321	\$462,542		40.9%	\$71	\$25,676	\$189,290	\$150,187	\$25,050	\$9	\$140,424	17.8%



### Area Summary

	7/1/2019 Member Goal	Current Members 11-30-18	Member Gain 11-30-18	AF Actual 2017-18	AF Goal 2018-19	AF Goal Shortfall vs. LY	% of AF Goal Achieved 2018-19	AF Per Capita 2018-19	AF Month	AF YTD 2018-19	Polio Actual 2017-18	Polio YTD 2018-19	Polio Per Capita 2018-19	Polio Goal 2018-19	Polio % of Goal
A-1 AG Cathy Golson	307	279	8	44,192	\$45,083		44.0%	\$73	\$2,522	\$19,824	\$12,980	\$1,722	\$6	\$10,970	15.7%
A-2 AG Frank Cox	155	134	-4	17,260	\$20,601		32.1%	\$48	\$354	\$6,617	\$7,484	\$583	\$4	\$7,550	7.7%
A-3 AG Mike Taylor	429	360	-22	67,231	\$74,824		37.6%	\$74	\$2,737	\$28,143	\$21,552	\$3,025	\$8	\$19,143	15.8%
A-4 AG Marc White	321	284	-5	22,923	\$25,972		23.1%	\$21	\$1,918	\$5,988	\$13,582	\$180	\$1	\$13,614	1.3%
A-5 AG Babette Sabia	160	153	13	18,649	\$22,704		15.9%	\$26	\$334	\$3,603	\$6,555	\$2,005	\$14	\$5,341	37.5%
A-6 AG Lindsay Walker	256	216	1	47,561	\$48,240		22.9%	\$51	\$3,345	\$11,051	\$5,291	\$0	\$0	\$7,514	0.0%
A-7 AG Joyce Morin	213	203	5	17,384	\$16,899	\$485	14.6%	\$12	\$1,100	\$2,467	\$6,510	\$3,500	\$18	\$7,219	48.5%
A-8 AG Watson Dorn	302	285	7	36,039	\$54,809		17.1%	\$34	\$935	\$9,374	\$12,079	\$766	\$3	\$14,009	5.5%
A-9 AG Lori Kent	277	267	17	52,964	\$58,395		114.0%	\$266	\$7,511	\$66,564	\$16,940	\$7,250	\$29	\$10,612	68.3%
A-10 AG Renee Stubbs	219	205	7	32,935	\$34,775		62.8%	\$110	\$975	\$21,845	\$10,805	\$2,950	\$15	\$9,550	30.9%
A-11 AG Alex Grewe	152	120	-11	15,053	\$24,539		26.9%	\$50	\$2,575	\$6,590	\$3,052	\$2,769	\$21	\$8,272	33.5%
A-12 AG Karen Culley	189	184	12	30,130	\$35,701		20.2%	\$42	\$1,370	\$7,225	\$33,356	\$300	\$2	\$26,630	1.1%
Totals	2980	2690	28	402,321	462,542	\$485	40.9%	\$71	\$25,676	\$189,290	\$150,187	\$25,050	\$9	\$140,424	17.8%

## Top Giving Clubs (Annual Fund)

### Top Clubs by % of AF Goal Achieved

1	Greenwood	176%
2	EClub of the Carolinas	133%
3	Newberry	129%
4	Golden Strip Sunrise	100%
5	Fountain Inn	95%

### Top Clubs by AF Per Capita

1	Greenwood	\$347.57
2	Emerald City	\$317.46
3	Newberry	\$260.97
4	EClub of the Carolinas	\$246.44
5	Golden Strip Sunrise	\$175.00

### Top Clubs by Total AF Giving

1	Greenwood	\$39,275
2	Greenville	\$23,186
3	Emerald City	\$20,635
4	Newberry	\$20,095
5	Clemson	\$8,998

## Top Giving Clubs (Polio)

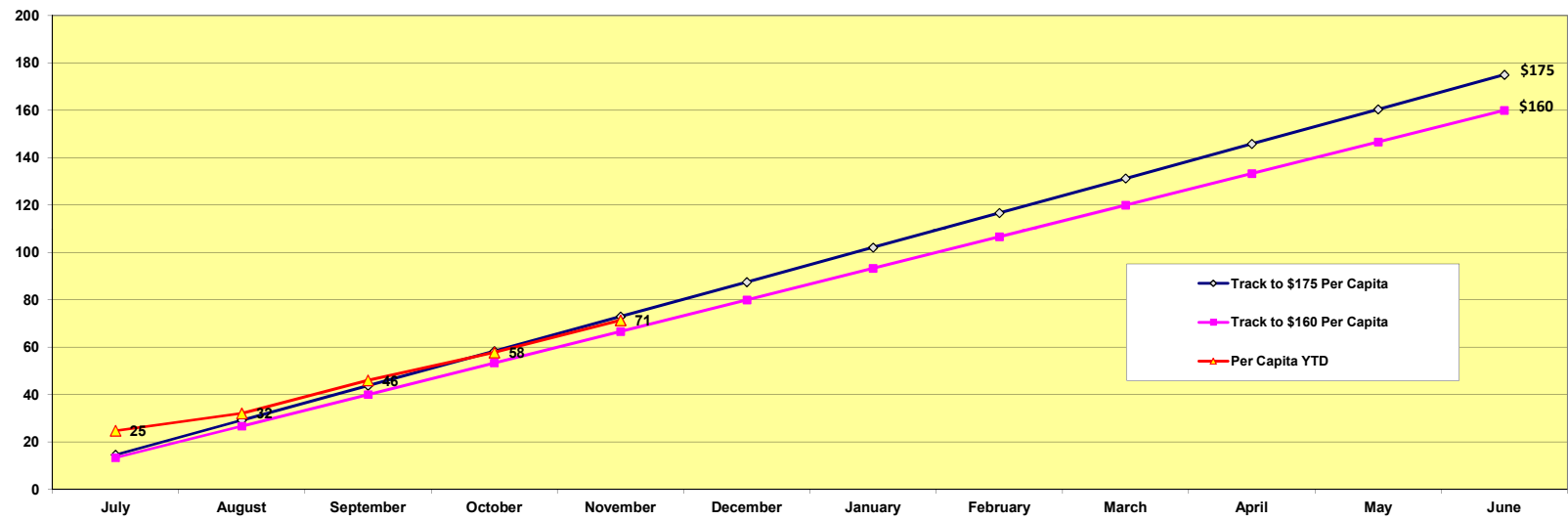
### Top Clubs by % of Polio Goal Achieved

1	Golden Strip Sunrise	533%
2	Lancaster	211%
3	Blacksburg	183%
4	Lancaster Breakfast	133%
5	Emerald City	95%

### Top Clubs by Total Polio Giving

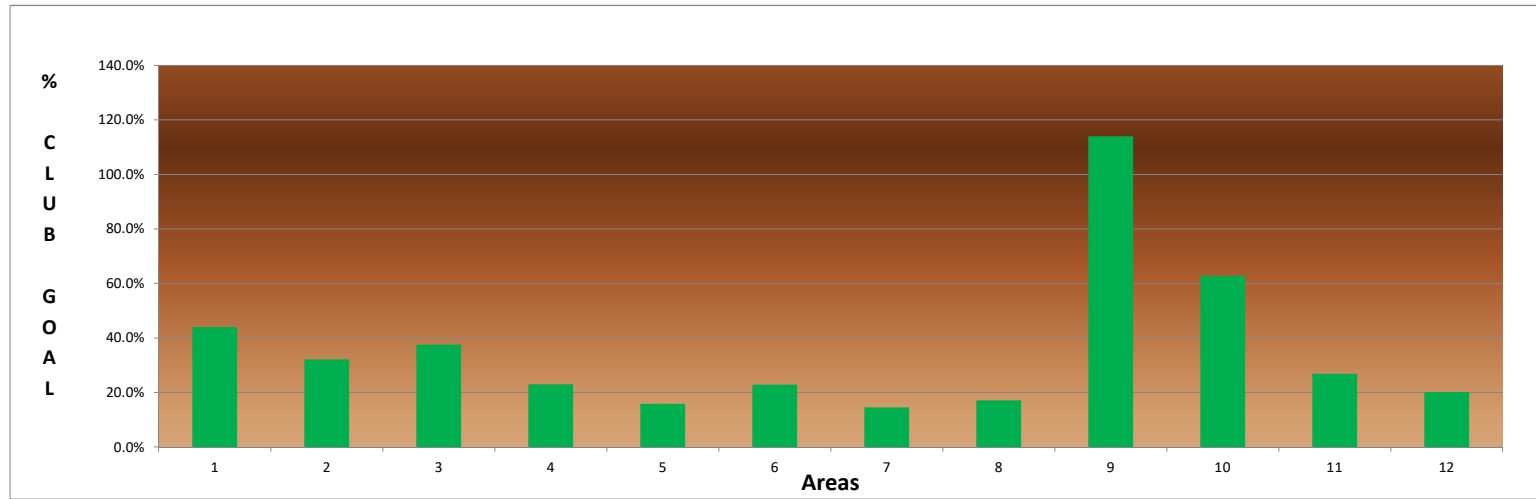
1	Emerald City	\$3,100
2	Greenville	\$2,900
3	Lancaster	\$2,700
4	Golden Strip Sunrise	\$2,400
5	Greenwood	\$2,225

4 Clubs have achieved 100% of their AF Goal  
 7 Clubs have achieved 75% of their AF Goal  
 4 Clubs have achieved 100% of their Polio Goal  
 5 Clubs are over \$150 AF Per Capita  
 9 Clubs are over \$100 AF Per Capita  
 0 Clubs have given \$5 Total to the AF (Zero Giving)  
 0 Clubs have given \$5 Total to Polio (Zero Giving)  
 1 Areas have achieved 100% of their AF Goal  
 1 Areas have achieved 75% of their AF Goal  
 1 Areas are over \$200 AF Per Capita  
 2 Areas are over \$100 AF Per Capita



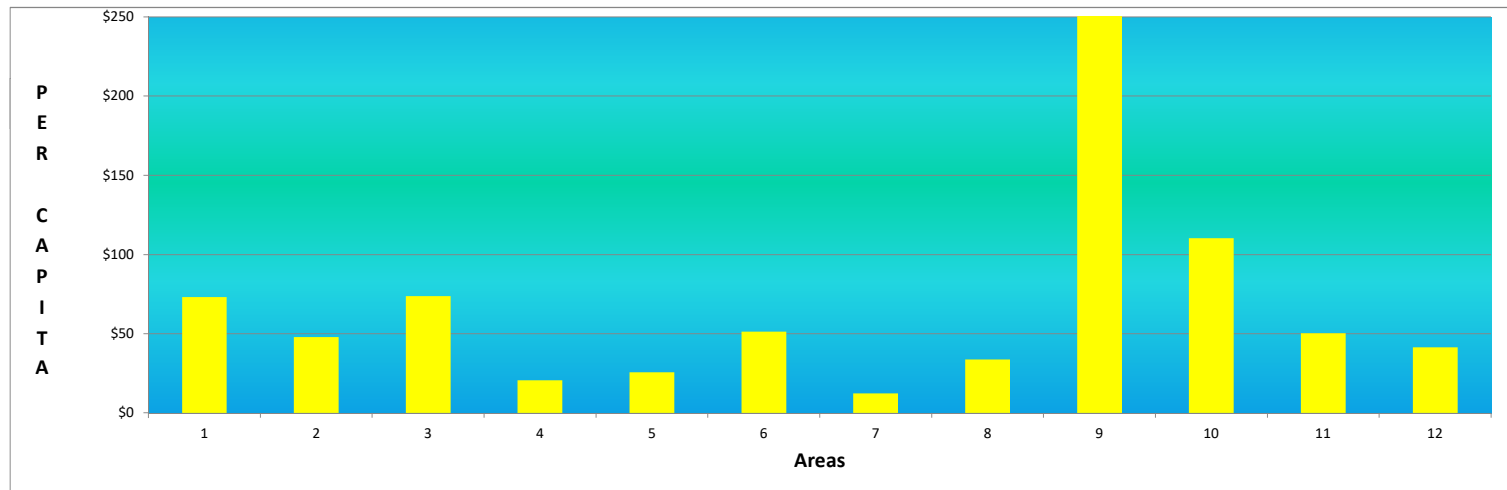


**% of Club AF Goal Achieved - By Area**



**AF Per Capita - By Area**

**Goal is \$175**



### All Clubs Ranked by % of AF Goal Achieved

1	Greenwood	176%
2	EClub of the Carolinas	133%
3	Newberry	129%
4	Golden Strip Sunrise	100%
5	Fountain Inn	95%
6	Emerald City	79%
7	North Spartanburg	77%
8	Clemson-Calhoun	72%
9	The Foothills	66%
10	Clemson	62%
11	Westminster	48%
12	Greenville	45%
13	Winnsboro	38%
14	Seneca	37%
15	Aiken Sunrise	33%
16	Indian Land	30%
17	Greater Anderson	30%
18	Greenville East	29%
19	Fort Mill	29%
20	Anderson	28%
21	North Augusta	27%
22	Lancaster	27%
23	North Greenville	26%
24	Reedy River	24%
25	Seneca Golden Corner	23%
26	Pleasantburg	22%
27	Gaffney	20%
28	Clinton	20%
29	Lake Wylie	19%
30	York	18%

### All Clubs Ranked by % of Polio Goal Achieved

1	Golden Strip Sunrise	533%
2	Lancaster	211%
3	Blacksburg	183%
4	Lancaster Breakfast	133%
5	Emerald City	95%
6	Greenwood	74%
7	Newberry	63%
8	Fountain Inn	62%
9	EClub of the Carolinas	61%
10	Twin City of Batesburg-Leesville	40%
11	Greenville	37%
12	Union	34%
13	Gaffney	28%
14	York	25%
15	Anderson	22%
16	Clemson-Calhoun	18%
17	Seneca	17%
18	Greater Anderson	16%
19	Aiken Sunrise	13%
20	Greenville East	12%
21	Clover	11%
22	Greater Greer	10%
23	Easley	9%
24	Seneca Golden Corner	7%
25	Reedy River	4%
26	North Spartanburg	4%
27	Clemson	2%
28	Greenville Breakfast	1%
29	Spartanburg	1%
30	Walhalla	1%

31	Greater Greer	17%
32	Pickens	16%
33	Aiken	15%
34	Union	14%
35	Twin City of Batesburg-Leesville	12%
36	Greenville Breakfast	12%
37	Spartan West	10%
38	Simpsonville	10%
39	Lancaster Breakfast	9%
40	Spartanburg	9%
41	Easley	5%
42	Mauldin	2%
43	Chester	2%
44	Rock Hill	1%
45		0%
46		0%
47		0%
48		0%
49		0%
50		0%
51		0%
52		0%
53	#N/A	#N/A

31		0%
32		0%
33		0%
34		0%
35		0%
36		0%
37		0%
38		0%
39		0%
40		0%
41		0%
42		0%
43		0%
44		0%
45		0%
46		0%
47		0%
48		0%
49		0%
50		0%
51		0%
52		0%
53	#N/A	#N/A



### All Clubs Ranked by AF Per Capita

1	Greenwood	\$347.57
2	Emerald City	\$317.46
3	Newberry	\$260.97
4	EClub of the Carolinas	\$246.44
5	Golden Strip Sunrise	\$175.00
6	North Spartanburg	\$120.21
7	Clemson-Calhoun	\$113.43
8	Fort Mill	\$106.41
9	Fountain Inn	\$105.56
10	Reedy River	\$97.28
11	Clemson	\$95.72
12	Greenville	\$87.17
13	Westminster	\$83.00
14	The Foothills	\$69.74
15	Seneca	\$68.95
16	Aiken Sunrise	\$68.08
17	Indian Land	\$63.54
18	Greater Anderson	\$59.67
19	North Greenville	\$51.06
20	York	\$49.17
21	North Augusta	\$46.43
22	Pleasantburg	\$43.60
23	Anderson	\$42.91
24	Winnsboro	\$40.00
25	Greenville Breakfast	\$39.29
26	Clinton	\$30.77
27	Lake Wylie	\$30.43
28	Aiken	\$29.13
29	Greenville East	\$26.06
30	Gaffney	\$25.47
31	Twin City of Batesburg-Leesville	\$23.81
32	Seneca Golden Corner	\$23.48
33	Union	\$20.65

### All Clubs Ranked by Polio Per Capita

1	Golden Strip Sunrise	\$160.00
2	EClub of the Carolinas	\$71.30
3	Blacksburg	\$58.67
4	Emerald City	\$47.69
5	Lancaster	\$42.19
6	Newberry	\$28.57
7	Twin City of Batesburg-Leesville	\$20.00
8	Greenwood	\$19.69
9	Union	\$16.30
10	Lancaster Breakfast	\$14.29
11	York	\$13.89
12	Fountain Inn	\$13.67
13	Anderson	\$10.95
14	Greenville	\$10.90
15	Clemson-Calhoun	\$9.89
16	Seneca	\$9.24
17	Aiken Sunrise	\$8.87
18	Greater Anderson	\$7.94
19	Gaffney	\$7.29
20	Seneca Golden Corner	\$6.52
21	Clover	\$5.88
22	Greenville East	\$5.56
23	Greater Greer	\$5.00
24	Reedy River	\$2.72
25	North Spartanburg	\$2.22
26	Easley	\$1.96
27	Greenville Breakfast	\$1.79
28	Spartanburg	\$0.50
29	Clemson	\$0.43
30	Walhalla	\$0.24
31		\$0.00
32		\$0.00
33		\$0.00

34	Spartan West	\$19.38
35	Simpsonville	\$18.54
36	Pickens	\$16.28
37	Greater Greer	\$15.00
38	Lancaster	\$13.55
39	Easley	\$9.80
40	Lancaster Breakfast	\$8.93
41	Mauldin	\$7.50
42	Spartanburg	\$5.23
43	Chester	\$1.89
44	Rock Hill	\$1.16
45		\$0.00
46		\$0.00
47		\$0.00
48		\$0.00
49		\$0.00
50		\$0.00
51		\$0.00
52		\$0.00
53	#N/A	#N/A

34		\$0.00
35		\$0.00
36		\$0.00
37		\$0.00
38		\$0.00
39		\$0.00
40		\$0.00
41		\$0.00
42		\$0.00
43		\$0.00
44		\$0.00
45		\$0.00
46		\$0.00
47		\$0.00
48		\$0.00
49		\$0.00
50		\$0.00
51		\$0.00
52		\$0.00
53	#N/A	#N/A

### All Clubs Ranked by Total AF Giving

1	Greenwood	\$39,275
2	Greenville	\$23,186
3	Emerald City	\$20,635
4	Newberry	\$20,095
5	Clemson	\$8,998
6	Fort Mill	\$8,726
7	EClub of the Carolinas	\$6,654
8	Aiken	\$5,244
9	Greater Anderson	\$4,475
10	Reedy River	\$4,475
11	North Spartanburg	\$4,328
12	Clemson-Calhoun	\$3,176
13	Anderson	\$3,175
14	Seneca	\$3,172
15	Westminster	\$2,905
16	Fountain Inn	\$2,850
17	Aiken Sunrise	\$2,655
18	Golden Strip Sunrise	\$2,625
19	Pleasantburg	\$2,049
20	North Greenville	\$1,889
21	Gaffney	\$1,833
22	York	\$1,770
23	Indian Land	\$1,525
24	The Foothills	\$1,325
25	Spartanburg	\$1,040
26	Winnsboro	\$1,000
27	North Augusta	\$975
28	Union	\$950
29	Simpsonville	\$890
30	Lancaster	\$867
31	Clinton	\$800
32	Lake Wylie	\$700

### All Clubs Ranked by Total Polio Giving

1	Emerald City	\$3,100
2	Greenville	\$2,900
3	Lancaster	\$2,700
4	Golden Strip Sunrise	\$2,400
5	Greenwood	\$2,225
6	Newberry	\$2,200
7	EClub of the Carolinas	\$1,925
8	Blacksburg	\$880
9	Anderson	\$810
10	Lancaster Breakfast	\$800
11	Union	\$750
12	Greater Anderson	\$595
13	Gaffney	\$525
14	York	\$500
15	Seneca	\$425
16	Twin City of Batesburg-Leesville	\$420
17	Fountain Inn	\$369
18	Aiken Sunrise	\$346
19	Clemson-Calhoun	\$277
20	Seneca Golden Corner	\$150
21	Reedy River	\$125
22	Greenville East	\$100
23	Spartanburg	\$100
24	Clover	\$100
25	Easley	\$100
26	North Spartanburg	\$80
27	Greater Greer	\$75
28	Clemson	\$40
29	Greenville Breakfast	\$25
30	Walhalla	\$8
31		\$0
32		\$0



33	Pickens	\$700
34	Spartan West	\$620
35	Greenville Breakfast	\$550
36	Seneca Golden Corner	\$540
37	Lancaster Breakfast	\$500
38	Twin City of Batesburg-Leesville	\$500
39	Easley	\$500
40	Greenville East	\$469
41	Mauldin	\$225
42	Greater Greer	\$225
43	Rock Hill	\$100
44	Chester	\$100
45		\$0
46		\$0
47		\$0
48		\$0
49		\$0
50		\$0
51		\$0
52		\$0
53	#N/A	#N/A

33		\$0
34		\$0
35		\$0
36		\$0
37		\$0
38		\$0
39		\$0
40		\$0
41		\$0
42		\$0
43		\$0
44		\$0
45		\$0
46		\$0
47		\$0
48		\$0
49		\$0
50		\$0
51		\$0
52		\$0
53	#N/A	#N/A

**All Areas Ranked by % of AF Goal Achieved**

1	A-9 AG Lori Kent	114.0%
2	A-10 AG Renee Stubbs	62.8%
3	A-1 AG Cathy Golson	44.0%
4	A-3 AG Mike Taylor	37.6%
5	A-2 AG Frank Cox	32.1%
6	A-11 AG Alex Grewe	26.9%
7	A-4 AG Marc White	23.1%
8	A-6 AG Lindsay Walker	22.9%
9	A-12 AG Karen Culley	20.2%
10	A-8 AG Watson Dorn	17.1%
11	A-5 AG Babette Sabia	15.9%
12	A-7 AG Joyce Morin	14.6%

### All Areas Ranked by AF Per Capita

1	A-9 AG Lori Kent	\$266.26
2	A-10 AG Renee Stubbs	\$110.33
3	A-3 AG Mike Taylor	\$73.67
4	A-1 AG Cathy Golson	\$73.15
5	A-6 AG Lindsay Walker	\$51.40
6	A-11 AG Alex Grewe	\$50.31
7	A-2 AG Frank Cox	\$47.95
8	A-12 AG Karen Culley	\$41.52
9	A-8 AG Watson Dorn	\$33.72
10	A-5 AG Babette Sabia	\$25.74
11	A-4 AG Marc White	\$20.72
12	A-7 AG Joyce Morin	\$12.46

### All Areas Ranked by Total AF Giving

1	A-9 AG Lori Kent	\$66,564
2	A-3 AG Mike Taylor	\$28,143
3	A-10 AG Renee Stubbs	\$21,845
4	A-1 AG Cathy Golson	\$19,824
5	A-6 AG Lindsay Walker	\$11,051
6	A-8 AG Watson Dorn	\$9,374
7	A-12 AG Karen Culley	\$7,225
8	A-2 AG Frank Cox	\$6,617
9	A-11 AG Alex Grewe	\$6,590
10	A-4 AG Marc White	\$5,988
11	A-5 AG Babette Sabia	\$3,603
12	A-7 AG Joyce Morin	\$2,467

|