

WORLD POLIO DAY OCTOBER 24

ONE DAY. TWO STATE EVENTS. ONE FOCUS: ENDING POLIO



District Governor Carol Burdette
P.O. Box 493
Pendleton, SC 29670
864-934-5143
DG2018@Rotary7750.org

OCTOBER 2018 ■ WWW.ROTARY7750.ORG

OCTOBER: Economic and Community Development Month
NOVEMBER: Rotary Foundation Month

7750

ROTARY INTERNATIONAL



World Polio Day takes flight in Anderson with music, food and fun

In an effort to bring awareness and continued funding to the fight against polio, Rotary District 7750 hopes the fight to eradicate this disease will take new flight...with take-off in Anderson.

On Wednesday, Oct. 24, Rotary International celebrates World Polio Day, and our district will honor this day with a party and special presentation at the Anderson Regional Airport beginning at 5:30 p.m. You may also join Rotarians from all over South Carolina at 1 p.m. that day at the State House, where the Governor will issue a proclamation.

Your ticket (available in DaCdb) to the event in Anderson provides you with music, food and

beverages with friends from other Rotary clubs throughout the district. A cash bar will be available. First class tickets are \$50 and traveler tickets are \$25.

All funds raised from ticket sales go directly to eradicating polio.


District Governor Carol Burdette will fly by for a special presentation as we celebrate the success Rotary has had in polio prevention, and we'll hear encouraging words about eliminating the cases that remain.

Join us as we Take Flight Against Polio in Anderson, Columbia or both on World Polio Day, Oct. 24.



Rotary Club of Greenwood honors first responders on 9-11. See page 7.

CART Challenge Progress Meter:
\$44,218.77



MESSAGE FROM THE GOVERNOR...

At end of first quarter, our district is strong

BY DG CAROL BURDETTE

The history book has closed on the first quarter of this Rotary year, and I am more enthused about Rotary than I was three months ago. You may be asking why...well, it is simple, I have continued to meet and get to know more Rotarians in our district.

The number and quality of service projects being done by our Rotary clubs, Interact and Rotaract clubs have amazed me. While going back to visit clubs for special events and service projects, I have been overjoyed to see lots of Rotary shirts and hats which put the Rotary brand out there for our communities to see.

According to our Foundation Chair, Lorraine Angelino, our Foundation giving is off to a record start, and not to look a gift horse in the mouth, we must keep it up.

As for membership we are up 6, but we must continually be in search for new members. This is not just for the sake of numbers, but remembering "many hands make work light." We have much work to do in our communities and in the world, and we need good Rotarians to join in the service!

Now can you see why I am over the top about

our Rotary District this year...you're the best!!!

CART giving is just shy of what we have been reporting for an entire year (\$50,000) in recent years, but remember our goal for this year is \$100,000. I feel so sure that my hair is going off at the All Club Conference that I am building up my hat collection, and thanks to my recent visit to the Greenville Evening Club, I have a new Duck Derby hat!

Lastly, October 24 is World Polio Day. Thanks to the leadership of our Polio Chair, Julie Tovey, we are hosting an End Polio Now event at the Anderson County Airport on this special day. It will be filled with fun, fellowship, food, music and a special guest who will be "landing with me."

All funds from the ticket sales will go to the polio fund (you and your club will get credit with The Rotary Foundation). We have also been invited to join District 7770 on the steps of the Capitol with Governor McMaster for a proclamation honoring our work to eradicate polio from the face of the earth!! Join me for one or both of these events on World Polio Day, Oct. 24.

7750's \$100,000 CHALLENGE

For CART information and/or presentations

DG Carol is challenging us to raise \$100,000 for CART. If your club needs more information about what CART is or some tips on how you can increase your giving, or how to have a fundraiser just for CART, contact District 7750 CART Chair, Steve Black at 803-649-7552 or steveblack724@gmail.com.



Gary



Laura



Elizabeth



Delynn



Lenna



Lance



El

CART Champions

These Rotarians/couples have given at least \$1,000 to CART since the last newsletter;

Gary Davis, Greenville East
Laura Lee, Greenville Evening
Elizabeth Garrison Rasor, Greenville
Delynn Barnes, Twin City of Batesburg-Leesville
Lance & Lenna Young, E-Club of the Carolinas
Elliott Close, Fort Mill

If you have made a personal contribution of \$1,000 or more to CART and your name has not yet been included in the newsletter, please notify DG Carol.

Mail gifts to CART

District 7750 CART Fund c/o Steve Black,
P.O. Box 1564, Aiken, SC 29802



A Project of the Rotary Clubs of North America

Thirteen complete RLI Part 1 in Lancaster, including a father-son team

BY BERT STRANGE

7750 RLI Chair

Thirteen Rotarians representing nine clubs from two districts gathered on the USC Lancaster campus for a Mini-Rotary Leadership Institute. They were eager to begin their RLI journey by completing Part I before the main "season" began so that they will be able to complete the entire course as soon as possible.

Rotarians Ken Dresser (North Mecklenburg, NC), Alvin Lewis (Matthews, NC), Georgia Oakes (Charlotte Providence, NC), and Bert Strange (Greenville, SC) facilitated the discussions. Thanks to Regina Maxfield and April Joplin of the host Rotary Club of Lancaster, the participants and faculty enjoyed a full day of learning more about Rotary and making new friendships.



FATHER-SON: Perhaps the most special story of the day was the participation of Bobby Bailey and Keeonn Wilson, the father-son duo of Lancaster Rotarians who are pictured at right. Bobby has been a Rotarian for almost 14 years. Keeonn joined the Lancaster Club on August 9. That's right -- he came to RLI with two weeks of Rotary experience under his belt. And guess which one insisted that they both come to the event. KEEONN. Now that is a young man who knows how to be a Rotarian! The folks in Lancaster have found a keeper! →





Rotary

NORTH SPARTANBURG
SPARTANBURG

SPARTANBURG ROTARIANS AT CHAMBER EVENT

Betsy Neely Sikma, Vice President of Talent and Economic Inclusion and a member of the Spartanburg Rotary Club, and Assistant Governor Marc White of the North Spartanburg Club, attended a Know Your Chamber Community Programs event.



SPARTANBURG CLUB PRESIDENT SPEAKS TO NORTH SPARTANBURG CLUB

Max Hyde, president of the Spartanburg Rotary Club, spoke to the North Spartanburg Club about the history of the town.

Two York Comprehensive High School students who attended RYLA this past summer spoke about their experiences at the Rotary Club of York. Pictured L to R: Hannah Jackson, Aaliyah Love, and Hannah Bryant, YCHS Interact Advisor.

Interact students who became RYLA delegates talk about both to York Rotary

Hannah Jackson and Aaliyah Love, both members of the Interact Club at York Comprehensive High School, said they learned valuable skills as delegates to D7750's Rotary Youth Leadership Awards week-long camp last summer.

Hannah, a high school senior and Interact officer, told the group that she "learned valuable skills during RYLA week, that she will use the rest of her life." Group time was a favorite for her and provided an opportunity to meet and make friends from across the state.

Aaliyah Love, a junior, told about how she was very shy before attending the week at RYLA, but learned so much in communication skills.

The big Community Service project worked on at RYLA camp focused on Children of Cancer. Aaliyah said this idea was brought back to the YCHS Interact club as a project to pursue.

Both students had a tee shirt that had "S-3" (S cubed) which they explained stood for:

Selflessness, Sacrifice, and Service.

The two students said their Interact Club hopes to grow by looking for more diversity especially in underclassmen and better recruitment efforts.

Hannah closed her remarks by saying: "Being in a club like Interact can be rewarding. I love to be in a club like this. It isn't about getting paid for something, it is about Community Service."

Activities planned for this year by the club include:

- Canned food drive to be held at a December basketball game
- YCHS Fall Festival to be held on October 13
- Christmas gift drive for children
- Easter Egg hunt

Hannah Bryant is the interact Advisor at York Comprehensive High School.



GREENWOOD'S BE THE INSPIRATION RECOGNITION

For her work on behalf of the Mathews Mill Village and the Humane Society of Greenwood, Toya Davis, center, was honored as one of the Rotary Club of Greenwood's recipient of "Be the Inspiration" award. To follow the 2018-19 RI theme of 'Be the Inspiration,' the Greenwood Club is recognizing a person of Inspiration in its community at every meeting this year. Pictured with Toya are President Angelle LaBorde and Club Inspiration Chair Teresa Goodman.



From the Rotary Club of Greenwood to its community...



...\$2,500 to the Greenwood Community Theatre in support of GCT's Penguin Project for children with special needs. L to R: Lacy Gunter, who spoke about how children with special needs are uplifted by their parts in this production; GCT Executive Director and Rotary Club member Stephen Gilbert, and club president Angelle LaBorde.



...\$435 to Preserving Lake Greenwood to help fund the purchase of a miniature watershed model. The model will be used to educate elementary-school students about the risks of pollution. From L to R: Debi Bailey and Bob Bowers of Preserving Lake Greenwood and Rotary Club President Angelle LaBorde.



...\$2,000 to Healthy Learners. Pictured with Club President Angelle LaBorde, center, are Elaine Copeland and Becky McIntosh of Healthy Learners.



Deadline for November newsletter is **Oct. 25.**

Send items to newsletter editor Sue Poss, editor@rotary7750.org.

Articles received after Oct 25 will be used in December.



Rotarians and
firefighters.



Rotarians and
dispatchers..

GREENWOOD DELIVERS COOKIES TO FIRST RESPONDERS ON 9-11

At its meeting on 9/11, the Rotary Club of Greenwood honored local first responders and their agencies by delivering cookies to their stations and recognizing their leaders during the club's lunch meeting. Club member and Greenwood County Emergency Management Director George McKinney presented a program in which he highlighted the bravery and sacrifice required of first responders and thanked them for the same." Cookies were generously donated by area businesses, including Publix, Honeybaked Ham Co. and Jersey Mike's.



Rotarians and police officers.



Rotarians and deputies.



Rotarians and paramedics.



Sherry Taylor, right, operations director for Mill Community Ministries of Greenville, updated the Golden Corner Rotary Club about the ministries' growth and efforts to transform vacant properties into bountiful gardens to grow locally-sourced produce for communities that often have limited access to fresh foods. Mill Village Farms also serves as a youth development program by training and employing at-risk teens. Websites include millcommunity.org or contact info@millcommunity.org. Pictured with Sherry at left is Golden Corner Rotarian Jill Dolly.



Riley Johnson, center, an Atlantic Coast Conference official who also works with the city of Seneca, updated the Golden Corner Rotary Club on some of the new and expanded rules in college football. Riley showed examples of targeting, holding and the newest rule governing a ten second runoff of the clock in the final moments of a game. Pictured from left are Golden Corner Rotarian Don Estep, Riley and club president Steve Rushton.

Rotary
GOLDEN CORNER 

Fellowships and Action Groups—DG Carol joins Action Group for Peace

BY BARBARA SHAYEB-HELOU, 7750 Chair, Fellowships and Action Groups

District Governor Carol has told me that she joined the **Rotary Action Group for Peace**. Congratulations, Carol, and thanks for taking the leap.

Peacemaking is a process that provides a solution to a widespread problem in conflicts. The problem is that the parties fail to agree on a common philosophy and vision. They then become increasingly bitter and hostile to each other.

There are four steps in the Peace process that the parties must work on together. It is a process overseen by a neutral party.

1. Philosophy
2. Vision
3. Mission
4. Action

In the philosophy of peacemaking everyone wins and in war everyone loses. When the parties agree to this it becomes in their self interest to pursue peace. The vision is jointly agreed upon for a win-win basis of Peace and material prosperity. (Try this with your spouse when you have a disagreement.) This Rotary group now has 5,000 members.

The **Rotary Action Group for Food Plant Solutions** should appeal to our Rotarians in agriculture. South Carolina must have many people like that. This group was formed in 2007. Their goal was to address malnutrition through the use of readily available and local food sources. They offer a self-sustainable solution that empowers people in need, not just for now, but for the future. This group has done wonderful work in Vietnam with a result of reducing malnutrition 80% to 95% in two schools just in one calendar year. Check them out on the internet.

Rotarians on the Internet (ROTI) continues to grow. Their goal is to enhance service, Rotary knowledge, and Fellowship around the world.

Check out ROTISERIOUS-ROTI@ya-hoogroups.com. This is a moderated list and only serious topics about Rotary are allowed. This list volume is usually four or five messages per day. Believe me, you will never be lonely again. This group will keep you engaged.

CART Giving toward \$100,000 challenge

April 1, 2018-September 20, 2018

Club	Members		Per Capita	Club	Members		Per Capita
	Gifts	7/1/18			Gifts	7/1/18	
Abbeville	\$380.00	45	\$8.44	Lake Wylie	\$1,650.00	23	\$71.74
Aiken	\$4,223.92	175	\$24.14	Lancaster	\$1,372.42	67	\$20.48
Aiken Sunrise	\$1,311.51	39	\$33.63	Lancaster Breakfast	\$600.00	57	\$10.53
Anderson	\$1,816.13	74	\$24.54	Laurens	\$400.00	49	\$8.16
Batesburg-Leesville	\$10.98	18	\$0.61	Mauldin	\$177.00	30	\$5.90
Blacksburg	\$100.00	15	\$6.67	Newberry	\$734.93	79	\$9.30
Chester	\$346.27	53	\$6.53	North Augusta	\$546.77	21	\$26.04
Clemson	\$2,307.99	96	\$24.04	North Greenville	\$1,000.00	39	\$25.64
Clemson-Calhoun	\$1,617.32	30	\$53.91	North Spartanburg	\$0.00	36	\$0.00
Clinton	\$245.26	26	\$9.43	Pickens	\$1,000.00	43	\$23.26
Clover	\$449.05	17	\$26.41	Pleasantburg	\$1,343.34	47	\$28.58
E Club	\$2,153.38	27	\$79.75	Rock Hill	\$711.29	86	\$8.27
Easley	\$0.00	51	\$0.00	Seneca	\$0.00	46	\$0.00
Emerald City	\$1,373.89	65	\$21.14	Seneca Golden Corner	\$39.52	23	\$1.72
Fair Play	\$1,242.00	17	\$73.06	Simpsonville	\$809.23	49	\$16.51
Fort Mill	\$2,186.73	82	\$26.67	Spartan West	\$0.00	32	\$0.00
Fountain Inn	\$149.28	27	\$5.53	Spartanburg	\$2,500.00	202	\$12.38
Gaffney	\$130.00	72	\$1.81	Special Events	\$545.28		
Golden Strip Sunrise	\$174.20	15	\$11.61	The Foothills	\$312.20	19	\$16.43
Greater Anderson	\$1,764.94	76	\$23.22	Twin City	\$623.06	21	\$29.67
Greater Greer	\$455.48	15	\$30.37	Union	\$603.63	46	\$13.12
Greenville	\$1,587.96	266	\$5.97	Walhalla	\$0.00	34	\$0.00
Greenville Breakfast	\$114.16	16	\$7.14	Westminster	\$694.16	35	\$19.83
Greenville Evening	\$2,301.53	36	\$63.93	Winnsboro	\$26.34	26	\$1.01
Greenville-East	\$1,079.11	17	\$63.48	Woodruff	\$0.00	11	\$0.00
Greenwood	\$575.26	113	\$5.09	York	\$383.25	36	\$10.65
Indian Land	\$0.00	26	\$0.00	TOTAL	\$44,218.77		
Inman	\$50.00	22	\$2.27				

MEMBERSHIP DEVELOPMENT: AUGUST FIGURES

40 New Members **26** Terminated Members (1 deceased) **+14** Net for month

These figures are from the District and Club database and are not official RI numbers.

FOUNDATION CELEBRATION is for EVERYBODY!

Learn more about how your gifts are used
to make a difference around the world

NOVEMBER 29 at Spartanburg Methodist
College

Featuring Past RI president and Foundation Trustee
Chair Ron Burton

- 1:00pm – 9:00pm
- Registration is open now. Limited to 275.
- Workshops in the afternoon to help you better understand the Foundation, including one led by PDG Gary Goforth, e-Club of the Carolinas, who will talk about District and Global Grants.
- Reception and remarks in the evening.

A MILLION DOLLAR

RECEPTION (by invitation only) will be held at 5 p.m. To qualify to attend the reception and be counted in the Million Dollars you must meet one of the following criteria between January 1, 2018 and December 31, 2018:

1. Become a first time Major Donor or next level Major Donor
2. Be in the Paul Harris Society and contribute \$3,000 or more
3. Make a Major Gift of \$10,000 or more



4. Become a new Bequest Society member leaving \$10,000 or more in your will (or other method) or increase a current Bequest by \$10,000 or more
5. Become an Arch Klumph Society member by contributing \$250,000 or more

Twenty-two individuals/couples have qualified for the Million Dollar Reception with gifts totaling \$723,000 as of Sept. 23, 2018.

If you are interested in making a gift to The Rotary Foundation that qualifies you to attend the Million Dollar Reception, please contact the District Rotary Foundation Chair, Lorraine Angelino at dg2013@rotary7750.org or call 864-554-0598.

DISTRICT FOUNDATION CHAIR

Lorraine Angelino
118 Leyland Court
Greenwood, SC 29649
864.554.0598
dg2013@rotary7750.org



Opportunities to strengthen your club and increase your knowledge of Rotary

DISTRICT TRAINING ASSEMBLY (Treasurer, Secretary, DACdb, PI/)

Friday October 26

8:00 AM - 3:30 PM
Piedmont Technical College
620 North Emerald Road
Greenwood, SC

FOUNDATION AWARDS BANQUET & SEMINARS

Thursday, Nov. 29

Spartanburg Methodist College
1000 Powell Mill Road
Spartanburg, SC 29301
1:00 PM until after dinner and speaker,
Rotary Foundation Trustee Chair and
Past Rotary International President
Ron Burton.

**ANY ROTARIAN IS INVITED TO PARTICIPATE IN ANY OF THESE
EVENTS. YOU DO NOT HAVE TO HOLD A PARTICULAR POSITION IN
YOUR CLUB TO GET VALUE FROM THESE WORKSHOPS.**

World Polio Day Oct. 24

**Not too late to do
something**

Download materials to help
you plan your own special polio
emphasis. <https://www.endpolio.org/world-polio-day#>

2018-19 District 7750 Rotary Foundation Giving

THROUGH 9/23/2018
23.3% OF YEAR COMPLETED

Million Dollar Reception	\$ 723,00
Number of Couples Qualify	22
Annual Fund Goal	\$ 460,942 (52 of 52 – 100%)
Annual Fund Total	\$ 121,037 (26.3% goal)
Annual Fund Per Capita	\$ 45.61 (2654)
Endowment Fund	\$ 1,000
PolioPlus Goal	\$ 165,274 (52 of 52 – 100%)
PolioPlus	\$ 8,711 (5.3% goal)
Total Giving	\$ 130,748
\$0 AF Clubs	15 (37 of 52 – 71.2%)
\$0 Polio Clubs	35 (17 of 52 – 32.7%)
DDF Transfer – Polio	\$ 42,000
Major Gifts	3
Major Donors	2
Paul Harris Fellows	78
Bequest Society	1
Benefactors	15
EREY	473 (2654 members – 17.8%)
Sustaining Members	243 (2654 – 9.2%)
Paul Harris Society Eligible	20 (112 members – 17.9%)
Paul Harris Society Members	112
Rotary Direct	66

ALL-TIME FOR DISTRICT

Paul Harris Fellows	5104
Benefactors	800
Bequest Society	93
Major Donors	78

D7750 Global Grants for 2018-19

—Rotary Foundation approved
(All are fully funded)

Funds to complete these projects have been raised and the projects are underway.

HONDURAS WATER PROJECT – AGUA PARA EL JARAL Y EL PEDERNAL (JAPER) – Al Steele & Ben Finklen (Fort Mill)–Cost - \$98,934.

HONDURAS WATER PROJECT – EL ALUMBRADOR – Al Steele & Ben Finklen (Fort Mill) – Cost - \$62,596

HONDURAS – OLANCHITO HOSPITAL WATER AND SANITATION PROJECT – PDG Gary Goforth (E-Club of Carolinas– Cost - \$31,306.

HONDURAS – VILLAGES NEAR OLANCHITO – MODEL HEALTHY VILLAGE PROJECT – PDG Gary Goforth (E-Club of Carolinas) – Cost - \$30,000.

**District Committee approved
for 2018-19** (Still need funding)

These project sponsors are just starting their application, which will then be submitted to TRF for approval.

LITERACY IN HAITI – HUB AND SPOKE LIBRARY MODEL – Rita Yarbrough (Newberry) & Sara Mansbach (Pleasantburg)- Cost - \$50,000 – Still looking for \$10,000 for 2018-19. In 2019-20, an additional \$50,000 will be needed for a second Literacy in Haiti project. We will need \$25,000 for 2019-20.

HAITI GOAT BREEDING PROJECT – Charles Warne (Greenville) – Cost - \$60,000 – Fully funded for 2018-19. In 2019-2020, an additional \$60,000 will be needed to expand the project – We will need \$30,000 in Sponsorships for 2019-20.

HONDURAS WATER PROJECT – COPAN AREA #1 – Al Steele & Ben Finklen (Fort Mill)– Cost - \$70,000 – We will need \$35,000 for 2018-19.

HONDURAS WATER PROJECT – SANTA ROSA DE COPAN – Al Steele & Ben Finklen (Fort Mill)- Cost - \$70,000 – We will need \$35,000 for 2018-19.

See the next page on how to contribute to one of the grants that still needs funding.

HOW TO MAKE A CONTRIBUTION TO A GLOBAL GRANT!

If you or your club would like to make a contribution to a water project or another Global Grant, here are some steps to follow.

1. Have a Fundraiser – You may want to start with step 2 before step 1.
 - a. The first step is to either have a fundraiser or have club members donate toward the sponsorship.
2. Contact Gary Goforth, Global Grant Chair - dg2011@rotary7750.org
 - a. Learn what opportunities are available through District 7750
 - b. Determine what your club would like to sponsor.
 - c. If you find a new project that you would like to sponsor then talk with Gary. He can research the project to make sure the project is credible and communication is possible with the host club.
 - d. Gary can also give suggestions on how to write the Global Grant or connect you with someone else that can help.
3. Make the contribution to The Rotary Foundation
 - a. First – **Do Not Send Your Money to Another Club!** Very important!
 - b. Fill out the paperwork using the contribution form under Reports on DaCdb. Make sure to use your Club Name & Number so you get credit. Make sure to select AF-SHARE so District 7750 will receive District Designated Funds (DDF).
 - i. Suggestion: Do Not Make the Contribution at the Club Level. Make Contributions in Club Member's names.
 1. Club Members that make contributions should get credit for their contributions.
 2. If money is from a Fundraiser and cannot be directly connected to a club member then consider dividing the money amongst all members or honor several members by contributing the money raised to someone who has done something special or maybe someone that is close to becoming a major donor.
 - c. Once the contribution form is filled out, mail the form and check to The Rotary Foundation.

The Rotary Foundation
14280 Collections Center Drive
Chicago, IL 60693-0142
4. Notify Gary Goforth, Global Grants Chair – dg2011@rotary7750.org
 - a. Let Gary know the contribution has been made and the amount. Send Gary a copy of the contribution form or confirmation of contribution.
 - b. Gary can then notify the project leader, District Governor, District Foundation Chair
5. Notify the Project Leader
 - a. This could be done by Gary Goforth or the Club
6. Keep in touch with the Project Leader to understand when the Global Grant is submitted and approved.
7. Make plans to visit the Global Grant site and invite other club members. Keep club members informed of the progress of the project.
8. Be Proud to be a Rotarian and let others know what you are doing.
 - a. Write article in District Newsletter, Local Newspaper, and Rotary Showcase.

Membership Champions (40 new members and their sponsors in August)

New Member	Club	Sponsor	Classification
Anderson, Cody L (CODY)	Aiken	Karen L. Poteat	Funeral Homes
Barbour, Clayton S. (CLAY)	Chester	David L. McCain	Credit Union
Barclay-Smith, Gillian (GILLIAN)	Winnsboro		
Baringer, Jack (JACK)	Seneca		
Baringer, Tamara (TAMARA)	Seneca		
Calabrese, Theresa (THERESA)	Greenville Evening		
Clary, Brandon (BRANDON)	Pickens	Norman Rentz	
Coggins, Parkes B. (PARKES)	Spartanburg	Henry Jay Steinberg	Hospital Administration
COXE, KELLY (KELLY)	York	Amy M. Hagner	
Cromer, Michelle (MICHELLE)	Greater Anderson	Tricia Herbert McDougald	Real Estate
Davis, Alan (ALAN)	Newberry		Consultant
Drinkwalter, Andrea M (ANDREA)	Clover	Michael Schonfeld	
Gibson, Steve (STEVE)	Clemson-Calhoun		
Heatley, Tim (TIM)	Greenville Evening		
Heatley, Timothy K. (TK)	Greenville	Terry R. Weaver/Scott Stephens	
Huffman, Rick (RICK)	North Greenville	Robert William Hanley	Landscape Architecture
Irmiter, Kristopher (KRISTOPHER)	Clemson-Calhoun		
Jackson, Suzanne King (SUZANNE)	Aiken	Vicki B. Bukovitz	Social Agency
Johnson, Matthew (MATTHEW)	Emerald City	Raymond Arthur Kirkland	NHC Home Care
Kitchen, Lee Anne (LEE ANNE)	Laurens	Jim Yarbrough	Human Resources
Kwarsick, Jeannie F. (JEANNIE)	Greenwood	Angelle R. LaBorde	Manufacturing
Lovelace, Justin J (JUSTIN)	Blacksburg	James E. Elliott	Education,
Malone, Lauren G (LAUREN)	Emerald City	Matthew R Peters	Manufacturing
McGraw, Kevin (KEVIN)	Greenwood	Angelle R. LaBorde	
Millender, Ronnie (RONNIE)	Emerald City	Jerry L. Rentz	Retired
Moody, David Chris (CHRIS MOODY)	Fort Mill	Patrick M. White	Communications
Mooring, Susan W (SUSIE)	Lancaster	Lester Dean Faile/Regina A. Maxfield	
Neelands, Angel (ANGEL)	Lake Wylie	David G Redding	
Sandor, Scott (SCOTT)	Newberry		
Szmurlo, Breann L (BREANN)	Greater Anderson	Robert Dolby	Non profit
Townsend, Francis A III (FRANK)	Aiken	Philip R. Merry	
Ward, Alexander S (ALEXANDER)	Anderson	Timothy L. Self	
White, Christy (CHRISTY)	Rock Hill	Rebecca Melton	
Williams, Ralph (RALPH)	Greenville Evening	Phil Watson	
Williams, Trentsie A. (TRENTSIE)	Emerald City	Robert Elester Brown	MEGS House
Williamson, Matherline (MATT)	Lancaster	Bobby E. Bailey	
Wilson, Keeonn A (KEEONN)	Lancaster	Bobby E. Bailey	
Wilson, Thomas A. (TOM)	Anderson		Education
Wright, Kaitlyn (KAITLYN)	Clover		
Young, Sonia Morrow (SONIA)	Chester	Nancy F. Forlaw	Corporate Education,

Foundation and Membership pages ahead: [Check the trends](#)

Following this page are several pages of information on Foundation giving and membership trends. These figures come from Rotary International and are the official figures.

District 7750 Membership Report					
9/23/2018					
		Membership Up			
		Membership Steady			
		Membership Down			
Rank	Club	Starting Membership	Current Membership	Net Gain YTD	Avg. Attendance
1	Abbeville	45	52	7	65.00
2	Clemson-Calhoun	28	32	4	89.10
3	Emerald City	65	69	4	70.20
4	Greenwood	113	117	4	72.58
5	Lake Wylie	23	27	4	90.50
6	Lancaster	64	67	3	73.50
7	Chester	53	55	2	60.70
8	Clinton	26	28	2	68.00
9	Clover	17	19	2	75.00
10	Greater Anderson	75	77	2	67.50
11	North Spartanburg	36	38	2	69.00
12	Aiken Sunrise	39	40	1	67.70
13	Anderson	74	75	1	56.20
14	Batesburg-Leesville	17	18	1	55.56
15	Blacksburg	15	16	1	65.91
16	E-Club of The Carolinas	27	28	1	92.86
17	Fountain Inn	27	28	1	76.80
18	Greenville Evening	36	37	1	68.70
19	Laurens	49	50	1	79.60
20	Newberry	77	78	1	75.00
21	North Greenville	37	38	1	56.40
22	Seneca	46	47	1	56.30
23	Twin City of Batesburg-Leesvi	21	22	1	57.00
24	Fort Mill	82	82	0	44.60
25	Gaffney	72	72	0	71.60
26	Golden Strip Sunrise	15	15	0	63.00
27	Greater Greer	15	15	0	65.00
28	Greenville Breakfast	14	14	0	62.50
29	Greenville-East	18	18	0	79.20
30	Indian Land	24	24	0	66.70
31	Inman	22	22	0	80.00
32	North Augusta	21	21	0	46.00
33	Pleasantburg	47	47	0	54.10
34	The Foothills	19	19	0	52.63
35	Union	46	46	0	57.90
36	Walhalla	34	34	0	49.10
37	Winnsboro	25	25	0	82.00
38	York	36	36	0	71.00
39	Clemson	94	93	-1	62.20
40	Easley	51	50	-1	79.30
41	Lancaster Breakfast	56	55	-1	61.90
42	Seneca Golden Corner	23	22	-1	65.10
43	Woodruff	11	10	-1	0.00
44	Aiken	180	178	-2	71.50
45	Pickens	43	41	-2	67.90
46	Spartan West	32	30	-2	35.10
47	Mauldin	30	27	-3	59.40
48	Rock Hill	86	83	-3	66.29
49	Simpsonville	48	45	-3	96.00
50	Spartanburg	199	196	-3	65.80
51	Westminster	35	30	-5	69.00
52	Greenville	266	252	-14	39.20
	Totals	2654	2660	6	

Rotary District 7750
Membership Gain & Rotary Foundation
Monthly Progress Report
September 23, 2018

A r e a	Club	7/1/2019 Member Goal	Current Members 9-23-18	Member Gain 9-23-18	AF Actual 2017-18	AF Goal 2018-19	AF Goal Shortfall vs. LY	% of AF Goal Achieved 2018-19	AF Per Capita 2018-19	AF Month	AF YTD 2018-19	Polio Actual 2017-18	Polio YTD 2018-19	Polio Per Capita 2018-19	Polio Goal 2018-19	Polio % of Goal
1	Anderson	83	75	1	11,098	\$11,250		0.0%	\$0	\$0	\$0	\$5,101	\$0	\$0	\$3,750	0.0%
1	Clemson	110	93	-1	13,144	\$14,400		12.5%	\$19	\$92	\$1,802	\$2,031	\$20	\$0	\$1,920	1.0%
1	Clemson-Calhoun	34	32	4	2,760	\$4,433		63.3%	\$100	\$2,501	\$2,806	\$2,025	\$100	\$4	\$1,550	6.5%
1	Greater Anderson	80	77	2	17,190	\$15,000	\$2,190	10.7%	\$21	\$170	\$1,610	\$3,824	\$0	\$0	\$3,750	0.0%
	A-1 AG Cathy Golson	307	277	6	44,192	\$45,083		13.8%	\$23	\$2,763	\$6,218	\$12,980	\$120	\$0	\$10,970	1.1%
2	Seneca	55	47	1	8,010	\$8,579		9.4%	\$18	\$269	\$807	\$1,170	\$255	\$6	\$2,450	10.4%
2	Seneca Golden Corner	26	22	-1	3,360	\$2,310	\$1,050	23.4%	\$23	\$0	\$540	\$800	\$0	\$0	\$2,200	0.0%
2	Walhalla	36	34	0	1,000	\$3,712		0.0%	\$0	\$0	\$0	\$3,450	\$8	\$0	\$800	1.0%
2	Westminster	38	30	-5	4,890	\$6,000		22.3%	\$38	\$85	\$1,335	\$2,064	\$0	\$0	\$2,100	0.0%
	A-2 AG Frank Cox	155	133	-5	17,260	\$20,601		13.0%	\$19	\$354	\$2,682	\$7,484	\$263	\$2	\$7,550	3.5%
3	Greenville	286	252	-14	46,108	\$52,000		37.9%	\$74	\$3,214	\$19,711	\$11,580	\$2,000	\$8	\$7,800	25.6%
3	Greenville Breakfast	18	14	0	2,145	\$4,662		11.4%	\$38	\$510	\$530	\$1,300	\$25	\$2	\$2,160	1.2%
3	Greenville East	26	18	0	2,656	\$1,600	\$1,056	0.0%	\$0	\$0	\$0	\$450	\$0	\$0	\$832	0.0%
3	North Greenville	47	38	1	4,605	\$7,350		10.2%	\$20	\$0	\$750	\$1,300	\$0	\$0	\$2,100	0.0%
3	Pleasantburg	52	47	0	11,717	\$9,212	\$2,505	5.5%	\$11	\$169	\$507	\$6,922	\$0	\$0	\$6,251	0.0%
	A-3 AG Mike Taylor	429	369	-13	67,231	\$74,824		28.7%	\$56	\$3,893	\$21,498	\$21,552	\$2,025	\$5	\$19,143	10.6%
4	Inman	25	22	0	2,850	\$2,200	\$650	0.0%	\$0	\$0	\$0	\$345	\$0	\$0	\$550	0.0%
4	North Spartanburg	41	38	2	8,108	\$5,600	\$2,508	4.8%	\$7	\$113	\$268	\$1,863	\$50	\$1	\$2,000	2.5%
4	Spartan West	35	30	-2	2,845	\$5,952		1.2%	\$2	\$0	\$70	\$525	\$0	\$0	\$1,664	0.0%
4	Spartanburg	220	196	-3	9,120	\$12,220		0.2%	\$0	\$0	\$20	\$10,850	\$0	\$0	\$9,400	0.0%
	A-4 AG Marc White	321	286	-3	22,923	\$25,972		1.4%	\$1	\$113	\$358	\$13,582	\$50	\$0	\$13,614	0.4%
5	Blacksburg	17	16	1	666	\$975		0.0%	\$0	\$0	\$0	\$450	\$0	\$0	\$481	0.0%
5	Clover	20	19	2	1,769	\$2,850		0.0%	\$0	\$0	\$0	\$2,819	\$0	\$0	\$950	0.0%
5	Gaffney	82	72	0	7,874	\$9,000		2.8%	\$4	\$84	\$252	\$1,468	\$190	\$3	\$1,875	10.1%
5	York	41	36	0	8,340	\$9,879		2.0%	\$6	\$200	\$200	\$1,818	\$50	\$1	\$2,035	2.5%
	A-5 AG Babette Sabia	160	143	3	18,649	\$22,704		2.0%	\$3	\$284	\$452	\$6,555	\$240	\$2	\$5,341	4.5%
6	Fort Mill	90	82	0	30,573	\$30,156	\$417	17.3%	\$64	\$150	\$5,226	\$2,290	\$0	\$0	\$2,000	0.0%
6	Indian Land	36	24	0	3,261	\$5,040		26.1%	\$55	\$105	\$1,315	\$150	\$0	\$0	\$1,290	0.0%
6	Lake Wylie	30	27	4	3,620	\$3,744		11.2%	\$18	\$140	\$420	\$1,201	\$0	\$0	\$1,224	0.0%
6	Rock Hill	100	83	-3	10,107	\$9,300	\$807	1.1%	\$1	\$0	\$100	\$1,650	\$0	\$0	\$3,000	0.0%
	A-6 AG Lindsay Walker	256	216	1	47,561	\$48,240		14.6%	\$33	\$395	\$7,061	\$5,291	\$0	\$0	\$7,514	0.0%

A r a e	Club	7/1/2019 Member Goal	Current Members 9-23-18	Member Gain 9-23-18	AF Actual 2017-18	AF Goal 2018-19	AF Goal Shortfall vs. LY	% of AF Goal Achieved 2018-19	AF Per Capita 2018-19	AF Month	AF YTD 2018-19	Polio Actual 2017-18	Polio YTD 2018-19	Polio Per Capita 2018-19	Polio Goal 2018-19	Polio % of Goal
7	Chester	58	55	2	4,465	\$5,460		0.0%	\$0	\$0	\$0	\$4,220	\$0	\$0	\$4,160	0.0%
7	Lancaster	68	67	3	5,006	\$3,264	\$1,742	18.9%	\$10	\$192	\$617	\$900	\$0	\$0	\$1,280	0.0%
7	Lancaster Breakfast	57	55	-1	5,563	\$5,575		4.5%	\$4	\$0	\$250	\$525	\$0	\$0	\$600	0.0%
7	Winnsboro	30	25	0	2,350	\$2,600		0.0%	\$0	\$0	\$0	\$865	\$0	\$0	\$1,179	0.0%
	A-7 AG Joyce Morin	213	202	4	17,384	\$16,899	\$485	5.1%	\$4	\$192	\$867	\$6,510	\$0	\$0	\$7,219	0.0%
8	Aiken	190	178	-2	25,283	\$36,075		0.7%	\$1	\$85	\$255	\$5,498	\$0	\$0	\$7,955	0.0%
8	Aiken Sunrise	44	40	1	4,025	\$8,000		23.8%	\$49	\$100	\$1,905	\$2,810	\$85	\$2	\$2,600	3.3%
8	Batesburg-Leesville	21	18	1	975	\$2,934		0.0%	\$0	\$0	\$0	\$2,011	\$0	\$0	\$1,404	0.0%
8	North Augusta	24	21	0	2,415	\$2,000	\$415	15.0%	\$14	\$100	\$300	\$250	\$0	\$0	\$1,250	0.0%
8	Twin City of Batesburg-Leesville	23	22	1	3,341	\$4,200		7.1%	\$14	\$100	\$300	\$1,510	\$0	\$0	\$1,050	0.0%
	A-8 AG Watson Dorn	302	279	1	36,039	\$53,209		5.2%	\$10	\$385	\$2,760	\$12,079	\$85	\$0	\$14,259	0.6%
9	Abbeville	50	52	7	3,025	\$5,085		0.0%	\$0	\$0	\$0	\$100	\$0	\$0	\$1,215	0.0%
9	EClub of the Carolinas	35	28	1	8,772	\$5,000	\$3,772	40.2%	\$75	\$504	\$2,012	\$2,343	\$1,800	\$67	\$3,147	57.2%
9	Emerald City	72	69	4	25,527	\$26,000		64.2%	\$257	\$110	\$16,680	\$3,261	\$475	\$7	\$3,250	14.6%
9	Greenwood	120	117	4	15,640	\$22,310		148.9%	\$294	\$2,170	\$33,215	\$11,236	\$1,009	\$9	\$27,600	3.7%
	A-9 AG Lori Kent	277	266	16	52,964	\$58,395		88.9%	\$208	\$2,784	\$51,907	\$16,940	\$3,284	\$13	\$35,212	9.3%
10	Clinton	28	28	2	2,800	\$4,000		20.0%	\$31	\$0	\$800	\$150	\$0	\$0	\$1,000	0.0%
10	Laurens	56	50	1	5,050	\$8,575		0.0%	\$0	\$0	\$0	\$2,800	\$0	\$0	\$2,850	0.0%
10	Newberry	88	78	1	17,800	\$15,600	\$2,200	112.9%	\$229	\$11,675	\$17,620	\$4,050	\$1,500	\$19	\$3,500	42.9%
10	Union	47	46	0	7,285	\$6,600	\$685	14.4%	\$21	\$950	\$950	\$3,805	\$750	\$16	\$2,200	34.1%
	A-10 AG Renee Stubbs	219	202	4	32,935	\$34,775		55.7%	\$98	\$12,625	\$19,370	\$10,805	\$2,250	\$11	\$9,550	23.6%
11	Fountain Inn	28	28	1	1,500	\$3,000		95.0%	\$106	\$0	\$2,850	\$25	\$369	\$14	\$600	61.5%
11	Golden Strip Sunrise	17	15	0	370	\$2,625		2.9%	\$5	\$25	\$75	\$25	\$0	\$0	\$450	0.0%
11	Mauldin	40	27	-3	5,244	\$9,664		2.3%	\$8	\$0	\$225	\$1,352	\$0	\$0	\$4,672	0.0%
11	Simpsonville	55	45	-3	7,914	\$8,750		2.9%	\$5	\$85	\$255	\$1,625	\$0	\$0	\$2,300	0.0%
11	Woodruff	12	10	-1	25	\$500		0.0%	\$0	\$0	\$0	\$25	\$0	\$0	\$250	0.0%
	A-11 AG Alex Grewe	152	125	-6	15,053	\$24,539		13.9%	\$26	\$110	\$3,405	\$3,052	\$369	\$3	\$8,272	4.5%
12	Easley	57	50	-1	1,250	\$9,451		0.0%	\$0	\$0	\$0	\$25	\$0	\$0	\$1,120	0.0%
12	Greater Greer	20	15	0	1,875	\$1,350	\$525	0.0%	\$0	\$0	\$0	\$855	\$0	\$0	\$750	0.0%
12	Greenville Evening	45	37	1	20,880	\$18,500	\$2,380	16.9%	\$87	\$170	\$3,135	\$5,876	\$25	\$1	\$3,000	0.8%
12	Pickens	44	41	-2	4,575	\$4,400	\$175	0.0%	\$0	\$0	\$0	\$1,350	\$0	\$0	\$1,760	0.0%
12	The Foothills	21	19	0	1,550	\$2,000		66.3%	\$70	\$0	\$1,325	\$25,250	\$0	\$0	\$20,000	0.0%
	A-12 AG Karen Culley	187	162	-2	30,130	\$35,701		12.5%	\$27	\$170	\$4,460	\$33,356	\$25	\$0	\$26,630	0.1%
	District 7750				0					\$0	\$0	\$0	\$0			
	Totals	2978	2,660	6	402,321	\$460,942		26.3%	\$46	\$24,068	\$121,037	\$150,187	\$8,711	\$3	\$165,274	5.3%

Area Summary

	7/1/2019 Member Goal	Current Members 9-23-18	Member Gain 9-23-18	AF Actual 2017-18	AF Goal 2018-19	AF Goal Shortfall vs. LY	% of AF Goal Achieved 2018-19	AF Per Capita 2018-19	AF Month	AF YTD 2018-19	Polio Actual 2017-18	Polio YTD 2018-19	Polio Per Capita 2018-19	Polio Goal 2018-19	Polio % of Goal
A-1 AG Cathy Golson	307	277	6	44,192	\$45,083		13.8%	\$23	\$2,763	\$6,218	\$12,980	\$120	\$0	\$10,970	1.1%
A-2 AG Frank Cox	155	133	-5	17,260	\$20,601		13.0%	\$19	\$354	\$2,682	\$7,484	\$263	\$2	\$7,550	3.5%
A-3 AG Mike Taylor	429	369	-13	67,231	\$74,824		28.7%	\$56	\$3,893	\$21,498	\$21,552	\$2,025	\$5	\$19,143	10.6%
A-4 AG Marc White	321	286	-3	22,923	\$25,972		1.4%	\$1	\$113	\$358	\$13,582	\$50	\$0	\$13,614	0.4%
A-5 AG Babette Sabia	160	143	3	18,649	\$22,704		2.0%	\$3	\$284	\$452	\$6,555	\$240	\$2	\$5,341	4.5%
A-6 AG Lindsay Walker	256	216	1	47,561	\$48,240		14.6%	\$33	\$395	\$7,061	\$5,291	\$0	\$0	\$7,514	0.0%
A-7 AG Joyce Morin	213	202	4	17,384	\$16,899	\$485	5.1%	\$4	\$192	\$867	\$6,510	\$0	\$0	\$7,219	0.0%
A-8 AG Watson Dorn	302	279	1	36,039	\$53,209		5.2%	\$10	\$385	\$2,760	\$12,079	\$85	\$0	\$14,259	0.6%
A-9 AG Lori Kent	277	266	16	52,964	\$58,395		88.9%	\$208	\$2,784	\$51,907	\$16,940	\$3,284	\$13	\$35,212	9.3%
A-10 AG Renee Stubbs	219	202	4	32,935	\$34,775		55.7%	\$98	\$12,625	\$19,370	\$10,805	\$2,250	\$11	\$9,550	23.6%
A-11 AG Alex Grewe	152	125	-6	15,053	\$24,539		13.9%	\$26	\$110	\$3,405	\$3,052	\$369	\$3	\$8,272	4.5%
A-12 AG Karen Culley	187	162	-2	30,130	\$35,701		12.5%	\$27	\$170	\$4,460	\$33,356	\$25	\$0	\$26,630	0.1%
Totals	2978	2660	6	402,321	460,942	\$485	26.3%	\$46	\$24,068	\$121,037	\$150,187	\$8,711	\$3	\$165,274	5.3%

Top Giving Clubs (Annual Fund)

Top Clubs by % of AF Goal Achieved

1	Greenwood	149%
2	Newberry	113%
3	Fountain Inn	95%
4	The Foothills	66%
5	Emerald City	64%

Top Clubs by AF Per Capita

1	Greenwood	\$293.94
2	Emerald City	\$256.62
3	Newberry	\$228.83
4	Fountain Inn	\$105.56
5	Clemson-Calhoun	\$100.21

Top Clubs by Total AF Giving

1	Greenwood	\$33,215
2	Greenville	\$19,711
3	Newberry	\$17,620
4	Emerald City	\$16,680
5	Fort Mill	\$5,226

Top Giving Clubs (Polio)

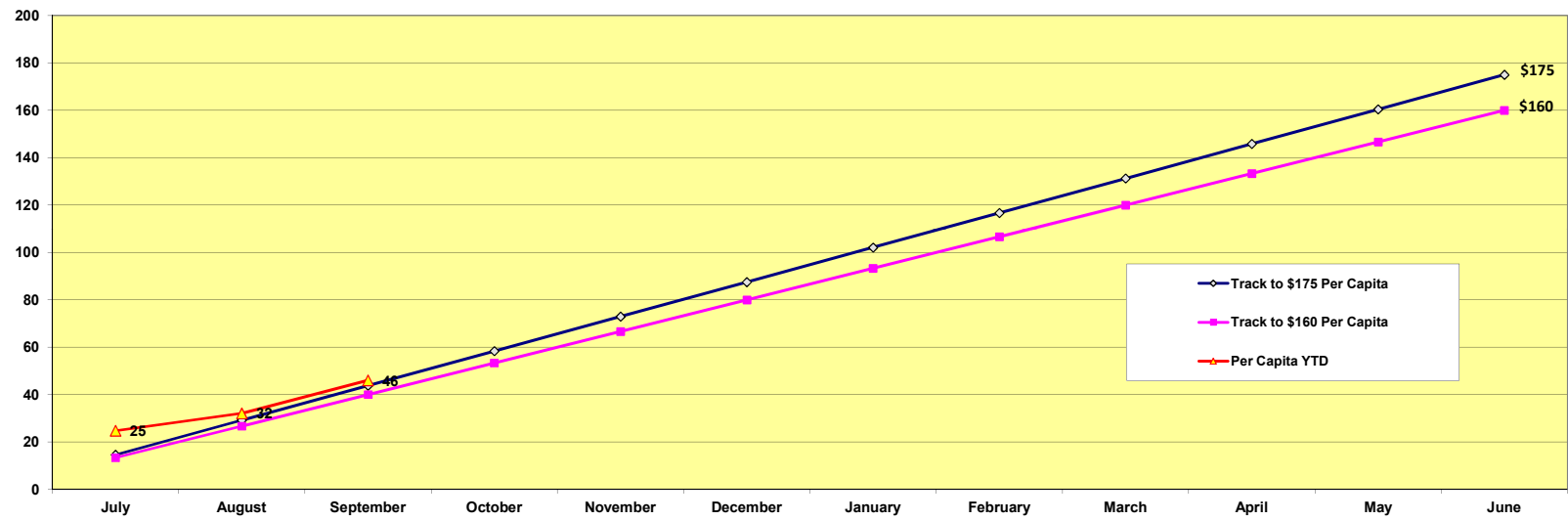
Top Clubs by % of Polio Goal Achieved

1	Fountain Inn	62%
2	EClub of the Carolinas	57%
3	Newberry	43%
4	Union	34%
5	Greenville	26%

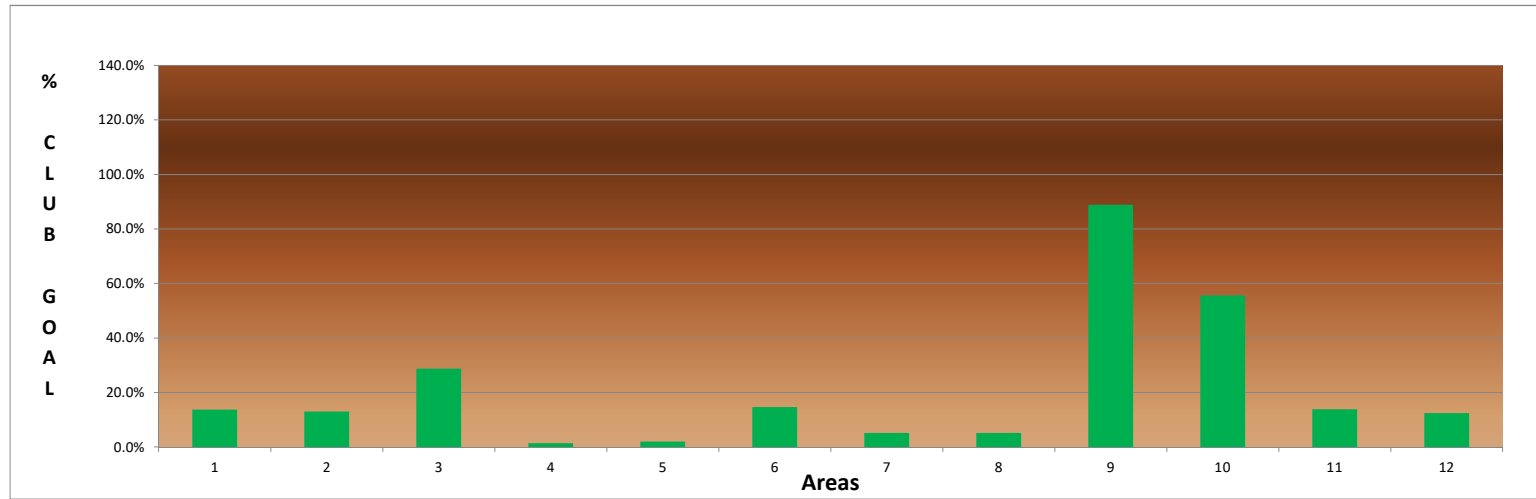
Top Clubs by Total Polio Giving

1	Greenville	\$2,000
2	EClub of the Carolinas	\$1,800
3	Newberry	\$1,500
4	Greenwood	\$1,009
5	Union	\$750

2 Clubs have achieved 100% of their AF Goal
 3 Clubs have achieved 75% of their AF Goal
 0 Clubs have achieved 100% of their Polio Goal
 3 Clubs are over \$150 AF Per Capita
 5 Clubs are over \$100 AF Per Capita
 0 Clubs have given \$5 Total to the AF (Zero Giving)
 0 Clubs have given \$5 Total to Polio (Zero Giving)
 0 Areas have achieved 100% of their AF Goal
 1 Areas have achieved 75% of their AF Goal
 1 Areas are over \$200 AF Per Capita
 1 Areas are over \$100 AF Per Capita

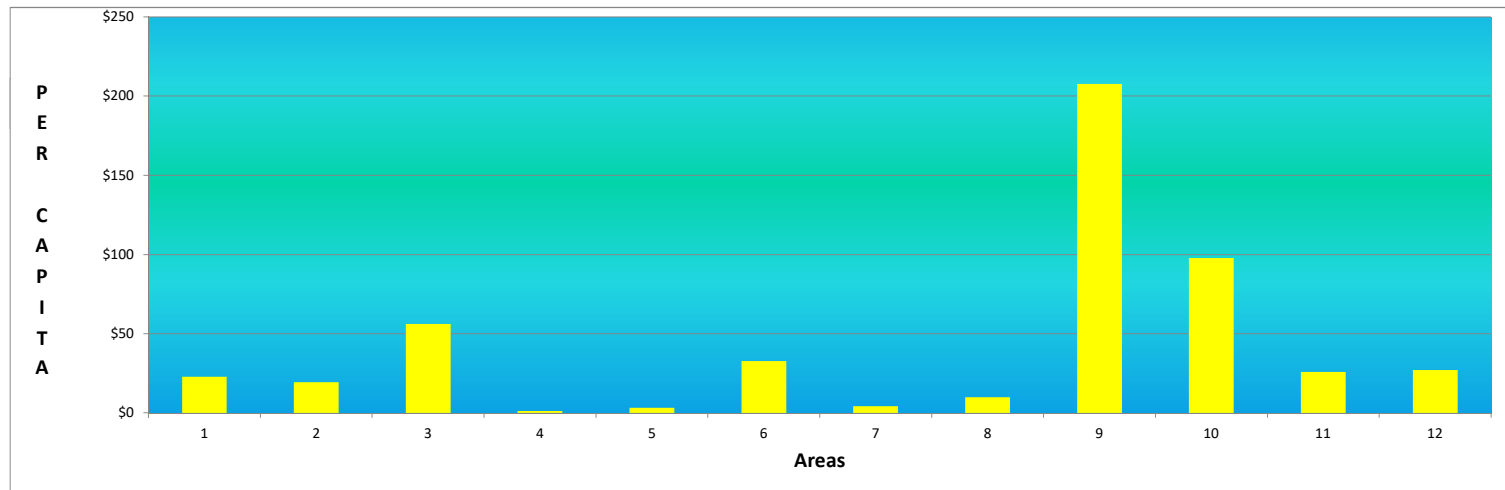


% of Club AF Goal Achieved - By Area



AF Per Capita - By Area

Goal is \$175



All Clubs Ranked by % of AF Goal Achieved

1	Greenwood	149%
2	Newberry	113%
3	Fountain Inn	95%
4	The Foothills	66%
5	Emerald City	64%
6	Clemson-Calhoun	63%
7	EClub of the Carolinas	40%
8	Greenville	38%
9	Indian Land	26%
10	Aiken Sunrise	24%
11	Seneca Golden Corner	23%
12	Westminster	22%
13	Clinton	20%
14	Lancaster	19%
15	Fort Mill	17%
16	Greenville Evening	17%
17	North Augusta	15%
18	Union	14%
19	Clemson	13%
20	Greenville Breakfast	11%
21	Lake Wylie	11%
22	Greater Anderson	11%
23	North Greenville	10%
24	Seneca	9%
25	Twin City of Batesburg-Leesville	7%
26	Pleasantburg	6%
27	North Spartanburg	5%
28	Lancaster Breakfast	4%
29	Simpsonville	3%
30	Golden Strip Sunrise	3%

All Clubs Ranked by % of Polio Goal Achieved

1	Fountain Inn	62%
2	EClub of the Carolinas	57%
3	Newberry	43%
4	Union	34%
5	Greenville	26%
6	Emerald City	15%
7	Seneca	10%
8	Gaffney	10%
9	Clemson-Calhoun	6%
10	Greenwood	4%
11	Aiken Sunrise	3%
12	North Spartanburg	3%
13	York	2%
14	Greenville Breakfast	1%
15	Clemson	1%
16	Walhalla	1%
17	Greenville Evening	1%
18		0%
19		0%
20		0%
21		0%
22		0%
23		0%
24		0%
25		0%
26		0%
27		0%
28		0%
29		0%
30		0%

31	Gaffney	3%
32	Mauldin	2%
33	York	2%
34	Spartan West	1%
35	Rock Hill	1%
36	Aiken	1%
37	Spartanburg	0%
38		0%
39		0%
40		0%
41		0%
42		0%
43		0%
44		0%
45		0%
46		0%
47		0%
48		0%
49		0%
50		0%
51		0%
52		0%
53	#N/A	#N/A

31		0%
32		0%
33		0%
34		0%
35		0%
36		0%
37		0%
38		0%
39		0%
40		0%
41		0%
42		0%
43		0%
44		0%
45		0%
46		0%
47		0%
48		0%
49		0%
50		0%
51		0%
52		0%
53	#N/A	#N/A

All Clubs Ranked by AF Per Capita

1	Greenwood	\$293.94
2	Emerald City	\$256.62
3	Newberry	\$228.83
4	Fountain Inn	\$105.56
5	Clemson-Calhoun	\$100.21
6	Greenville Evening	\$87.08
7	EClub of the Carolinas	\$74.52
8	Greenville	\$74.10
9	The Foothills	\$69.74
10	Fort Mill	\$63.73
11	Indian Land	\$54.79
12	Aiken Sunrise	\$48.85
13	Westminster	\$38.14
14	Greenville Breakfast	\$37.86
15	Clinton	\$30.77
16	Seneca Golden Corner	\$23.48
17	Greater Anderson	\$21.47
18	Union	\$20.65
19	North Greenville	\$20.27
20	Clemson	\$19.16
21	Lake Wylie	\$18.26
22	Seneca	\$17.54
23	North Augusta	\$14.29
24	Twin City of Batesburg-Leesville	\$14.29
25	Pleasantburg	\$10.79
26	Lancaster	\$9.64
27	Mauldin	\$7.50
28	North Spartanburg	\$7.43
29	York	\$5.56
30	Simpsonville	\$5.31
31	Golden Strip Sunrise	\$5.00
32	Lancaster Breakfast	\$4.46
33	Gaffney	\$3.50

All Clubs Ranked by Polio Per Capita

1	EClub of the Carolinas	\$66.67
2	Newberry	\$19.48
3	Union	\$16.30
4	Fountain Inn	\$13.67
5	Greenwood	\$8.93
6	Greenville	\$7.52
7	Emerald City	\$7.31
8	Seneca	\$5.54
9	Clemson-Calhoun	\$3.57
10	Gaffney	\$2.64
11	Aiken Sunrise	\$2.18
12	Greenville Breakfast	\$1.79
13	North Spartanburg	\$1.39
14	York	\$1.39
15	Greenville Evening	\$0.69
16	Walhalla	\$0.24
17	Clemson	\$0.21
18		\$0.00
19		\$0.00
20		\$0.00
21		\$0.00
22		\$0.00
23		\$0.00
24		\$0.00
25		\$0.00
26		\$0.00
27		\$0.00
28		\$0.00
29		\$0.00
30		\$0.00
31		\$0.00
32		\$0.00
33		\$0.00

34	Spartan West	\$2.19
35	Aiken	\$1.42
36	Rock Hill	\$1.16
37	Spartanburg	\$0.10
38		\$0.00
39		\$0.00
40		\$0.00
41		\$0.00
42		\$0.00
43		\$0.00
44		\$0.00
45		\$0.00
46		\$0.00
47		\$0.00
48		\$0.00
49		\$0.00
50		\$0.00
51		\$0.00
52		\$0.00
53	#N/A	#N/A

34		\$0.00
35		\$0.00
36		\$0.00
37		\$0.00
38		\$0.00
39		\$0.00
40		\$0.00
41		\$0.00
42		\$0.00
43		\$0.00
44		\$0.00
45		\$0.00
46		\$0.00
47		\$0.00
48		\$0.00
49		\$0.00
50		\$0.00
51		\$0.00
52		\$0.00
53	#N/A	#N/A

All Clubs Ranked by Total AF Giving

1	Greenwood	\$33,215
2	Greenville	\$19,711
3	Newberry	\$17,620
4	Emerald City	\$16,680
5	Fort Mill	\$5,226
6	Greenville Evening	\$3,135
7	Fountain Inn	\$2,850
8	Clemson-Calhoun	\$2,806
9	EClub of the Carolinas	\$2,012
10	Aiken Sunrise	\$1,905
11	Clemson	\$1,802
12	Greater Anderson	\$1,610
13	Westminster	\$1,335
14	The Foothills	\$1,325
15	Indian Land	\$1,315
16	Union	\$950
17	Seneca	\$807
18	Clinton	\$800
19	North Greenville	\$750
20	Lancaster	\$617
21	Seneca Golden Corner	\$540
22	Greenville Breakfast	\$530
23	Pleasantburg	\$507
24	Lake Wylie	\$420
25	North Augusta	\$300
26	Twin City of Batesburg-Leesville	\$300
27	North Spartanburg	\$268
28	Aiken	\$255
29	Simpsonville	\$255
30	Gaffney	\$252
31	Lancaster Breakfast	\$250
32	Mauldin	\$225

All Clubs Ranked by Total Polio Giving

1	Greenville	\$2,000
2	EClub of the Carolinas	\$1,800
3	Newberry	\$1,500
4	Greenwood	\$1,009
5	Union	\$750
6	Emerald City	\$475
7	Fountain Inn	\$369
8	Seneca	\$255
9	Gaffney	\$190
10	Clemson-Calhoun	\$100
11	Aiken Sunrise	\$85
12	North Spartanburg	\$50
13	York	\$50
14	Greenville Breakfast	\$25
15	Greenville Evening	\$25
16	Clemson	\$20
17	Walhalla	\$8
18		\$0
19		\$0
20		\$0
21		\$0
22		\$0
23		\$0
24		\$0
25		\$0
26		\$0
27		\$0
28		\$0
29		\$0
30		\$0
31		\$0
32		\$0

33	York	\$200
34	Rock Hill	\$100
35	Golden Strip Sunrise	\$75
36	Spartan West	\$70
37	Spartanburg	\$20
38		\$0
39		\$0
40		\$0
41		\$0
42		\$0
43		\$0
44		\$0
45		\$0
46		\$0
47		\$0
48		\$0
49		\$0
50		\$0
51		\$0
52		\$0
53	#N/A	#N/A

33		\$0
34		\$0
35		\$0
36		\$0
37		\$0
38		\$0
39		\$0
40		\$0
41		\$0
42		\$0
43		\$0
44		\$0
45		\$0
46		\$0
47		\$0
48		\$0
49		\$0
50		\$0
51		\$0
52		\$0
53	#N/A	#N/A

All Areas Ranked by % of AF Goal Achieved

1	A-9 AG Lori Kent	88.9%
2	A-10 AG Renee Stubbs	55.7%
3	A-3 AG Mike Taylor	28.7%
4	A-6 AG Lindsay Walker	14.6%
5	A-11 AG Alex Grewe	13.9%
6	A-1 AG Cathy Golson	13.8%
7	A-2 AG Frank Cox	13.0%
8	A-12 AG Karen Culley	12.5%
9	A-8 AG Watson Dorn	5.2%
10	A-7 AG Joyce Morin	5.1%
11	A-5 AG Babette Sabia	2.0%
12	A-4 AG Marc White	1.4%

All Areas Ranked by AF Per Capita

1	A-9 AG Lori Kent	\$207.63
2	A-10 AG Renee Stubbs	\$97.83
3	A-3 AG Mike Taylor	\$56.28
4	A-6 AG Lindsay Walker	\$32.84
5	A-12 AG Karen Culley	\$27.20
6	A-11 AG Alex Grewe	\$25.99
7	A-1 AG Cathy Golson	\$22.94
8	A-2 AG Frank Cox	\$19.43
9	A-8 AG Watson Dorn	\$9.93
10	A-7 AG Joyce Morin	\$4.38
11	A-5 AG Babette Sabia	\$3.23
12	A-4 AG Marc White	\$1.24

All Areas Ranked by Total AF Giving

1	A-9 AG Lori Kent	\$51,907
2	A-3 AG Mike Taylor	\$21,498
3	A-10 AG Renee Stubbs	\$19,370
4	A-6 AG Lindsay Walker	\$7,061
5	A-1 AG Cathy Golson	\$6,218
6	A-12 AG Karen Culley	\$4,460
7	A-11 AG Alex Grewe	\$3,405
8	A-8 AG Watson Dorn	\$2,760
9	A-2 AG Frank Cox	\$2,682
10	A-7 AG Joyce Morin	\$867
11	A-5 AG Babette Sabia	\$452
12	A-4 AG Marc White	\$358

|