



DISTRICT GOVERNOR ED IRICK
518 Lancelot Dr.
Simpsonville, SC 29681
864-420-1052
DG2017@Rotary7750.org

MARCH 2018 ■ WWW.ROTARY7750.ORG

MARCH: Water and Sanitation Month
APRIL: Maternal and Child Health Month

7750

ROTARY INTERNATIONAL



ROTARY:
MAKING A
DIFFERENCE



*Sponsored by Rotary Club
of Greater Anderson*

TL Hanna Interact active; will send three students to RYLA

The TL Hanna High School Interact club, sponsored by the Rotary Club of Greater Anderson, is having a very successful year. They held a car wash and participated in Lights of Hope during Christmas break, putting in more service hours than any other group, to raise funds for a service project. With a bit of financial assistance from Greater Anderson, they will be hosting a food packing event for Rise Against Hunger on April 21.

Greater Anderson is sponsoring two TL Hanna Interact students and the Anderson Club is sponsoring 1 to attend RYLA this summer.



WATER IN HONDURAS

"We looked into the eyes of people who benefit directly from our Global Grants"

By DG Ed Irick

During the first week of February, I accompanied 11 district 7750 Rotarians and three potential Rotarians on a trip to Honduras. The purpose of the trip was to check on the status of our District's water projects, to explore opportunities for new projects, and to experience firsthand how clean drinking water improves the lives of people.

While there, we celebrated with the people of Las Puentes the completion and dedication of one of our largest projects to date. We also made contact with and set the groundwork for projects with the Rotary Club of Santa Rosa. This is one of the oldest and most respected clubs in Honduras. It is anticipated that our new relationship with this club will enable us to help provide clean water to people in another area of Honduras.

We looked in the eyes of people who benefit directly from our Dis-

trict's Rotary Global Grants. We saw their smiles when a water tank was dedicated. We sensed their joy and experienced their hugs when they came to realize clean drinking water is now a reality for the children in the village.

I HAVE SEEN FIRST HAND HOW CLEAN WATER RESULTS IN IMPROVED HEALTH AND HOPE FOR A BETTER FUTURE.

We felt their frustration when they were told that their project had to be delayed due to the requirement for a new survey because the original water source was not sufficient to supply the additional houses added to the project. This frustration was tempered by the fact that the people believe that they can count on Rotary to be with them until the project is completed.

As Andrew Young said, "Rotary is that part of civil society the keeps things going between government and business". In this case it was between the municipality and the village.

District 7750 with the support of the Rotary Foundation will ensure it happens.

This was my fourth trip to Honduras. I have seen first hand how clean water results in improved health and hope for a better future. When

you meet the indigenous Honduran people face to face, you quickly realize that despite living in poverty and often being used as pawns between the local political parties, they are intent on providing for their families in the best way they can. They recognize that they have to work hand-in-hand with Rotary to get clean water to their villages. They understand that a Rotary grant is an enabler and



Yarborough: Children will thrive because of Rotary

This was my first water mission project to Honduras. I was not exactly sure what to expect. But my enhanced understanding of our mission became clear once I was introduced to the villagers' water committees and regional mayors.

As a whole, all of the water projects maintained one thing in common: Empowering others to help themselves. The American and Honduran Rotarians empowered each other to fulfill business, construction and financial goals. Furthermore, Villagers took tremendous pride in the projects.

The most powerful takeaway was the facial expression and spirit as I watched the blessing of the new water tank and as the priest blessed the villagers with their new holy water. Children will thrive and families will build great foundations with the help of Rotary.

—Hubert Yarborough
Rotary Club of Greenville



Hubert Yarborough, right, Rotary Club of Greenville, on his first trip to Honduras with 7750 Water Projects Chair Al Steele, Rotary Club of Fort Mill.

Honduras water—

not a handout. They know what they have to do, and they know that when Rotary tells them they are going to get clean water, it will happen.

We met with a village mayor who walked one-way for five hours to meet with us. His village is in the high mountains near the border with El Salvador and extremely remote. The nearest road to their village is a 2-hour walk over a narrow horse trail. He wanted us to know that the people in his village are already hauling the sand and gravel needed for its water project in anticipation of Rotary approval. The only way to get the sand and gravel and other material to the village, once the grant is approved, is on their own backs or by horseback. I wish you could have seen the look on

his face when he was told Rotary will approve the grant and will work with his village and the municipality to make it happen.

The good Rotary does around the world is truly impressive. As Rotarians of District 7750, we have the opportunity and means to make a difference. It is more than an opportunity. It is a responsibility. As Rotarians, we can and must continue **Making a Difference**. One way we do this is by donating to the Rotary Foundation's Annual Fund. This enables the clubs and the District to plan for effective projects that improve lives both locally and globally. Please consider giving more to the Foundation. You will be making an even bigger difference in peoples' lives.



A priest blesses the new well, made possible by the gifts of Rotarians in D7750.




FOR LANCE AND LENNA

Rotary Day in Chile

IPDG Lance Young, member of the E-Club of Carolinas, and Lenna Young, member of the Greenville Evening Club, enjoyed a lot of Rotary while on a tour to South America and Antarctica.

On Jan. 31, they visited the Rotary Club of Santiago, Chile, membership 125. "The club meets at the Union Club about 1/2 block from the Presidential Palace, and it is gorgeous," Lance said.

Lance and Lenna presented District 4340 Governor Berta Marranna (standing beside Lance) and President Marcelo Carter, right, with a bamboo cutting board in the shape of South Carolina. Lance was guest speaker. "What a great group of Rotarians," he said. "It was a fantastic Rotary day!"



For CART information and/or presentations

For more information about The CART Fund you can visit www.cartfund.org. For presentations to your club contact District 7750 CART Chair, Steve Black at 803-649-7552 or steveblack724@gmail.com.

Mail gifts to CART

District 7750 CART Fund
c/o Steve Black
P.O. Box 1564
Aiken, SC 29802

THE JOINT ALL CLUB CONFERENCE

MAY 18-20, 2018



Districts 7750 and 7680



ROTARY:
MAKING A
DIFFERENCE

Video Preview: [Click here](#)

Sponsors are needed to help defray the cost of the Conference.

[Click here for a sponsorship form.](#)

Charleston Convention Center with hotel accommodations at Embassy Suites by Hilton 5055 International Blvd., North Charleston, SC

Did you miss the Rotary International Convention in Atlanta last year? Convention leader immediate past RI President John Germ will be speaking at our May 18-20 Joint All Club Conference for Districts 7750 and 7680 in Charleston..

Immediate past RI President John Germ and RI Director-Elect David Stovall will be attending our conference May 18-20 to inspire and report on how Rotary is making a difference in our lives, in our community, and throughout the world.

South Carolina Attorney General Alan Wilson will speak about human trafficking, business consultant Peter Chatel about leadership, and outstanding clubs will report on their significant activities.

Charleston's famous 17 South Band and Travis Allison Band will provide a wide repertoire of live, wonderful evening musical entertainment to have everyone on the dance floor.

Also, there will be Free time on Saturday afternoon for tours, cruises, shopping, etc. to savor the ambiance of one of America's oldest historic cities, rated #1 city in the U.S. for 4 consecutive years by Conde Nast.

Register now.

[Click to register](#) or go to District 7750 [website](#). Log in, click on Calendar, scroll to May 18-20 Joint All Club Conference.

The registration page includes a link to discounted hotel reservations to be made separately and individually at the Embassy Suites in North Charleston, with overflow at adjacent Hilton Garden Inn and/or The DoubleTree.

Your attendance and active participation are keys to making our Joint All Club Conference a roaring success and one to be remembered. We envision all of us having a fun, interesting time for camaraderie with Rotarian friends old and new, as well as the opportunity to enjoy the southern charm and beauty of historic Charleston. Look forward to seeing all in Charleston this May 18-20!

Silent Auction

AG Frank Cox and AG Rebecca Melton are co-chairing our Silent Auction. All clubs are strongly encouraged to generously donate items to raise funds for CART. [Click here for information and forms.](#)

House of Friendship

Bob Schavey is chairing our District's House of Friendship to showcase each of our club's accomplishments this past year. [Click or the Space Request Form.](#)

See the next three pages for options for Saturday afternoon.

Each option includes a link so that you can reserve your choice of tours/shuttles to downtown Charleston. [Click here](#) to download a separate file of the tours.

ALL-CLUB CONFERENCE

Saturday Afternoon May 19 Tour and Entertainment Options

FOR FURTHER INFORMATION CONTACT MARY SIECK: 803-517-2190 MLS@RINEHARTREALTY.COM

MAGNOLIA PLANTATION

Magnolia has been selected as one of “America’s Most Beautiful Gardens” (*Travel + Leisure Magazine*), and is the only garden honored with this distinction in the State of South Carolina.

Contact and other info

842-571-1266

operations@magnoliaplantation.com

www.magnoliaplantation.com

Adults \$20 | Child \$10 | Under 6 Free



HARBOR CRUISE

Climb aboard the Carolina Belle for Charleston’s top-rated harbor tour. Enjoy the beauty Charleston Harbor, you will see over 75 landmarks and points of interest. Fully stocked bar and snack bar on board with items for purchase too!

843-722-1112

sales@charlestonharbortours.com

www.charlestonharbortours.com

Adults \$26 | Sen/Mil \$24.50 | Child \$18 | Under 3 Free



PATRIOTS POINT

Patriots Point Development Authority was established in the 1970s to develop a naval & maritime museum on Charleston Harbor with the World War II aircraft carrier, USS YORKTOWN as its centerpiece. It’s also home to the Patriots Point Museum and a fleet of National Historic Landmark ships, the Cold War Memorial and the only Vietnam Experience Exhibit in the U.S., the Congressional Medal of Honor Society, and the agency’s official Medal of Honor Museum.

843-884-2727

ticketing@patriotspoint.org


www.patriotspoint.org

USS Yorktown: Adult \$22 | Senior \$17 | Child \$14



ALL-CLUB CONFERENCE**More Saturday Afternoon May 19 Tour and Entertainment Options****FOR FURTHER INFORMATION CONTACT MARY SIECK: 803-517-2190 MLS@RINEHARTREALTY.COM****GIBBES MUSEUM OF ART**

Exhibitions are designed as an experimental platform for engaging with art in new and exciting ways and challenging established interpretation.

842-722-2706www.gibbesmuseum.org**Adult \$15 | Sen/Mil \$13 | Child \$6 | 0 to 3 Free****BOONE HALL PLANTATION**

America's most photographed plantation. In 1743, the son of Major John Boone planted live oak trees, arranging them in two evenly spaced rows. This spectacular approach to his home symbolizes southern heritage and will take root in your memory for many years to come. The massive, moss-draped branches meet overhead, forming today's natural corridor, this is "a must see stop on any trip to Charleston."

843-884-4371www.boonehallplantation.com**Adult \$24 | Sen/Mil \$21 | Child \$12 | Under 5 Free****SOUTH CAROLINA AQUARIUM**

Our mission is to inspire conservation of the natural world by exhibiting and caring for animals, by excelling in education and research, we provide an exceptional visitor experience.

843-577-3474groupsales@scaquarium.orgwww.scaquarium.org**Adult \$29.95 | Child \$22.95**


ALL-CLUB CONFERENCE**More Saturday Afternoon May 19 Tour and Entertainment Options****FOR FURTHER INFORMATION CONTACT MARY SIECK: 803-517-2190 MLS@RINEHARTREALTY.COM****FORT SUMTER**

Fort Sumter Tours is an authorized National Park Service concessioner. We provide the only commercial boat transportation to Fort Sumter. Once aboard, you will experience a relaxing 30-minute narrated cruise to historic Fort Sumter. You will learn about the events which led to the outbreak of America's most bloody war.

843-722-2628

www.fortsumtourtours.com

Adult \$22 | Sen/Mil \$20 | Child\$14

**CRAFTED CHARLESTON TOURS**

Acquire first-hand experience of why "liquor before beer, you're in the clear!" Your group will start with a Charleston Distillery Tour then we go to 2 different Brewery Tours and finish with Charleston-Styled BBQ. Responsibly enjoy the best of Charleston as your group tours and drink local small batch spirits and craft beer in premium luxury vehicles and Party Buses.* Perfect for any occasion!

843-804-9933

info@craftedcharleston.com | www.craftedcharlestontours.com**TANGER OUTLET MALL**

Over 100 stores. Directly across from the hotel. Embassy Suites Charleston Airport Hotel & Convention Center

843-529-3095

www.tangeroutlet.com/charleston**CHARLESTON CITY MARKET**

Charleston's #1 Attraction. Sweetgrass Baskets, Certified Authentic Handmade in the Charleston style. Get to know the passionate entrepreneurs and traditions.

www.thecharlestoncitymarket.com

Shuttle buses will be provided from hotel.



Fellowships: Water polo, surfing and Rotary

By Barbara Shayeb-Helou,
bsh6890@aol.com

D7750 Fellowships Chair

RI has approved three new Fellowships.

* The Surfers Unite Rotarian Fellowship: This is for anyone who enjoys the wonders of surfing or of teaching surfing. They plan to host teaching clinics for young potential surfers. Their Chair is Brett Morey

* Global Yoga and Meditation Fellowship: Not sure how they will all meditate together. Contact their Chair, Shashi Varvangkar.

* International Water Polo Fellowship of Rotarians: This Fellowship aims to build friendships among Rotarians who enjoy his sport. Their President is Robert Kolozsvár.

E-mail any of these groups at: name of fellowship@rotary.org

I also want to report on the Rotary Action Group for Peace. They assisted with the RI Presidents Peace Conference that was held in Vancouver, Feb 9-11. They want to see International actors behave with an attitude of reconciliation, healing and forgiveness.

Contact them: Rotary Action Group for Peace, 221 NW Second Avenue, Suite 204, Portland, Or. 97209.

DG plants his tree

DG Ed Irick planted "his" tree on Feb. 24 as part of a tree-planting project sponsored by his Rotary Club, Greenville Evening. Club members named the Governor's tree Sassy. RI president Ian Riseley has asked all Rotarians to plant a tree during the 2017-18 Rotary year.



**JANUARY
MEMBERSHIP**

37 New Members **24** Terminated Members (2 deceased) **+13** Net

District 7750 leadership continues to place
MEMBERSHIP DEVELOPMENT as the **TOP** priority.



Golden Corner supports GED Scholarship Fund

The Golden Corner Rotary Club presented the School District of Oconee County with a check for \$3,000 to help fund the Rotary GED Scholarship Fund. The fund pays the expenses for the GED exam for qualified recipients. It is the second year the Golden Corner Rotary Club has donated \$3,000 to GED scholarships. Gene Williams, right, director of the Code Learning Center and a member of the Golden Corner Rotary Club presents the check to school board chairman Andy Inabinet, left and Oconee superintendent Michael Thorsland. This year the Adult Education program has reached out to 428 GED students and is on target to see more than 500 enter the program, according to Williams.



Update on health care

Mike Linkins and Natalie Welanetz recently updated the Golden Corner Rotary Club on the work and services of Patriot Hospice and Patriot Healthcare which includes in-home physician services and palliative care for veterans. Linkins noted that approximately 1,800 veterans die every day in the United States yet less than 35 percent of all veterans have applied for Veterans Affairs benefits (va.gov). Pictured, from left, are Mike Linkins, Natalie Welanetz, Tim Tompkins with the Golden Corner Rotary Club and Jon Adams, right, president of the Golden Corner Rotary Club.

Rotary Leadership Institute (RLI) Schedule Spring 2018

SPRING EVENTS

Saturday, March 3, 2018 – Jacksonville, NC
Saturday, March 10, 2018 – Anderson, SC
Saturday, April 7, 2018 – Mooresville, NC
Saturday, April 14, 2018 – Asheville, NC
Friday, April 20, 2018 – Thomasville, NC
Saturday, April 21, 2018 – Columbia, SC
Thursday, May 24, 2018 – Pinehurst, NC

To register go to www.rli33.org

FOUR FOR THE PRICE OF THREE.

If your club sends four members to the same location then \$95 will be reimbursed to the club after the session has been completed.

DISTRICT EVENTS to add to your calendar

Thursday-Saturday,
March 15-17, 2018

PRESIDENTS-ELECT TRAINING SEMINAR

Required for Presidents-Elect and AGs (including Thursday, 3/15)
 Recommended for Presidents-Nominee.
 Greensboro, NC

Friday-Sunday,
May 18-20, 2018

ALL CLUB CONFERENCE

(Joint w/D-7680)
 All Rotarians — North Charleston, SC

2017-2018 District Grant schedule for 7750 clubs

March 31, 2018 – Deadline for completion of District Grants and filing of final reports

April 30, 2018 – Deadline for submitting 2018-19 District Grant Applications

2017-18 District 7750 Rotary Foundation Giving

Though 2/24/2018
65.5% OF YEAR COMPLETE

Annual Fund Goal	\$ 431,793
	(53 of 53 – 100%)
Annual Fund Total	\$ 202,794
	(47.0% goal)
Annual Fund Per Capita	\$ 76.32
	(2657)
Endowment Fund	\$ 2,000
PolioPlus Goal	\$ 132,383
	(53 of 53 – 100%)
PolioPlus	\$ 39,258
	(29.7% goal)
Total Giving	\$ 244,052
\$0 AF Clubs	3
	(50 of 53 – 94.3%)
\$0 Polio Clubs	18
	(25 of 53 – 66.0%)
DDF Transfer – Polio	\$ 33,000
Major Gifts `0	
Major Donors	3
Paul Harris Fellows	250
Bequest Society	1
Benefactors	13
EREY	1503
	(2657 members – 56.6%)
Sustaining Members	607
	(2657 – 22.8%)
Paul Harris Society Eligible	54
	(120 members – 45%)
Paul Harris Society Members	120
Rotary Direct	80

ALL-TIME FOR DISTRICT

Paul Harris Fellows	4,986
Benefactors	778
Bequest Society	93
Major Donor	75



DISTRICT FUNDRAISER COMPETITION FOR POLIO

To generate renewed emphasis within District 7750 for polio awareness, we are asking clubs to partner with a local brewery or other establishment to host a “Find a Pint” event before May 31.

This is a challenge among our 12 areas so get with your AG or club president to plan an event. The winning area will be recognized at the All-Club Conference.

Events such as this one also provide a great opportunity to invite prospective members to learn more about what Rotary does.

For more information, contact your AG or District polio chair Amelia Nelson at amelianelson007@gmail.com.



**Click the graphic to
go to the End Polio
Now website for more
information about how
clubs can help.**



Why should we continue to donate to polio eradication?

The poliovirus can travel very far and very fast. As long as there is ANY poliovirus out there, we have to keep immunizing children. This means children everywhere: in countries without a case reported in years; where there are wars; and in remote villages reached only by camel.

In addition, surveillance and analysis is very important. The table below shows the staggering numbers of Acute Flaccid Paralysis (AFP) as reported by WHO. You can't have a confirmed case of polio without first having an AFP case, which can be caused by a number of things other than polio. So a detailed medical analysis must be made of all the AFP cases.

Global Surveillance Indicators: Year to Date Comparison

2017 & 2018: Jan. 1 - Feb. 13**

WHO Region	AFP Cases		Wild poliovirus cases		Total		< 90 Days
	2017	2018	2017	2018	2017	2018	
African	1855	1367	0	0	1034	934	0
Central	132	172	0	0	118	130	0
South/East	251	296	0	0	210	236	0
West	1472	899	0	0	706	568	0
American	78	70	0	0	40	36	0
Eastern Mediterranean	1334	1625	1	3	646	704	0
European	230	184	0	0	222	158	0
South East Asian	2921	2427	0	0	1386	1199	0
Western Pacific	126	139	0	0	125	136	0
Global	6544	5812	1	3	3453	3167	0

* Data for 2017 as of Feb. 14, 2017 and for 2018 as of Feb. 13., 2018

Take the Eastern Mediterranean region (includes Afghanistan and Pakistan): In 2018 there have been 1625 AFP cases reported. The total pending final classification is 704. Thus, 921 cases have been analyzed and only 3 cases, which were in Afghanistan, turned out to be wild polio. The total polio cases this year is 3 compared to only 1 case this time last year.

So what does this tell us? It takes a huge amount of effort and analyses to confirm that only a small number of AFP cases are actually caused by polio. Think about this when you wonder why it costs so much to completely eradicate this horrible disease.
PLEASE CONTINUE TO DONATE.

REGISTER TODAY!

RICONVENTION.ORG

Rotary



ROTARY CONVENTION
23-27 JUNE 2018
TORONTO, ONTARIO, CANADA

Membership Champions (37 new members and their sponsors in December)

New Member	Club	Sponsor	Classification
Allwes, George (GEORGE)	Greenville Breakfast	Alecia Brewster	
Brosnan, Denis (DENIS)	Aiken	Daniel J. Zaloudek	Historical Preservation
Burns, Charles S. (CHARLIE)	Gaffney		
Campbell, Carolyn (CAROLYN)	Aiken Sunrise	Jan S. Kirkland	Assitant Pricipal
Clary, Lawson (LAWSON)	Easley		Executive Pastor
Clary, Michael (MICHAEL)	Abbeville	Brad Cuttill	
Connell, Luke (LUKE)	Spartanburg	Max T. Hyde Jr.	Marketing - Public Relations
Cowart, Linda (LINDA)	Greenville	Susan C. Nelson & Maria S. Ahn	Accounting
Cowley, Joy (JOY)	Fort Mill	Wayne Bouldin	
Dragosavac, Bill (BILL)	Laurens	Farris Michael Seymour Sr.	Imaging Systems
Ellis, Michael E (MICHAEL)	Abbeville	Jeff Wilson	
Futrell, Al B. (AL)	Fountain Inn		
Goodson, John William (BILL)	Aiken	C. Marshall Cain	Social Agency-Welfare
Goodwin, Eric D. (ERIC)	Easley		Construction - Commerical Building
Goss, Oliver T Jr. (TERRY)	Indian Land	Dan Wills	Business owner
Green, Polly M (POLLY)	Newberry	Barbara H Chapman	Realtor
Hodge, John M (JOHN)	Inman	Patricia P Beason	
Hodgson, Keith (KEITH)	Greenville	John Kent & Louis Redmond	Banking
Husk, Andrew (ANDREW)	Newberry	Kathy L Fuller	Journalism-Sales
Hutchinson, Greg (GREG)	Pleasantburg		Professional scouter
Kimberly, John Davis (JOHN)	Spartanburg	John Poole	Banking - Local
Koenders, Denny, (DENNY)	Newberry		Newberry Observer Publisher
Lewis, Aubree (AUBREE LEWIS)	North Greenville	Shandra Jeffries	Real Estate
McDonald, Seth (SETH)	Greenville	Cary Wilson & Ryan Thackray	Insurance
Novit, Robert E. (ROBERT)	Aiken Sunrise	sharon Johnson	media - newspaper
Orr, Bradley (BRADLEY)	Anderson	Frank Peler Hughes III	
Phillis, Darren (DARREN)	Seneca	Charles Lee Crook Jr.	Realtor
Pope, Gary Tusten Jr. (GARY)	Spartanburg	Lawrence E. Flynn Jr.	Law - Bond/Civil
Price, Barbara (BARBARA)	Aiken	Ahmed F. Samaha	architect
Price, Stephen Kevin (KEVIN)	Aiken Sunrise	Steven Black	Bank Manager
Richardson, Kathryn Jean (JEAN)	Fair Play	Pam Harrell	Teacher
Ross, Henry (HENRY)	Spartan West	Bob Atkins	
SMITH, MICHAEL (MIKE)	Newberry	James P. Coggins & George Routin	KISWIRE
Steadman, Massiel (MASSIEL)	Greenville	Jane B. Dyer & Scott Stephens	Education
Strauss, Richard (RICH)	Pleasantburg		Financial
Ward, Charles William (CHARLES)	Newberry		
Young, Lance S. (LANCE)	E-Club of the Carolinas	M.C. Yarbrough Jr.	Military/Education - Retired

Foundation and Membership pages ahead: [Check the trends](#)

Following this page are several pages of information on Foundation giving and membership trends. These figures come from Rotary International and are the official figures.

District 7750 Membership Report					
2/24/2018					
		Membership Up			
		Membership Steady			
		Membership Down			
Rank	Club	Starting Membership	Current Membership	Net Gain YTD	Avg. Attendance
1	Anderson	63	71	8	58.70
2	Gaffney	73	79	6	64.70
3	Westminster	34	39	5	60.50
4	E-Club of The Carolinas	29	33	4	93.75
5	Greenwood	111	115	4	57.50
6	Newberry	74	78	4	78.00
7	Seneca	46	50	4	60.00
8	Spartanburg	189	193	4	54.40
9	Aiken Sunrise	34	37	3	79.30
10	Clemson	93	96	3	0.00
11	Emerald City	59	62	3	68.60
12	Greater Anderson	71	74	3	65.70
13	Walhalla	29	32	3	57.00
14	Clemson-Calhoun	28	30	2	78.50
15	Clinton	24	26	2	61.10
16	North Augusta	18	20	2	56.60
17	North Greenville	38	40	2	60.00
18	Pickens	41	43	2	78.90
19	Pleasantburg	43	45	2	71.90
20	Spartan West	27	29	2	47.40
21	Twin City of Batesburg-Leesville	18	20	2	67.40
22	Union	42	44	2	60.00
23	Winnsboro	28	30	2	100.00
24	Abbeville	47	48	1	65.00
25	Batesburg-Leesville	17	18	1	59.72
26	Fort Mill	85	86	1	52.60
27	Greater Greer	14	15	1	70.00
28	Greenville Breakfast	15	16	1	72.90
29	Inman	20	21	1	80.00
30	Lake Wylie	21	22	1	69.00
31	Lancaster	60	61	1	68.14
32	Aiken	181	181	0	78.90
33	Blacksburg	13	13	0	0.00
34	Chester	54	54	0	58.60
35	Golden Strip Sunrise	15	15	0	64.44
36	Laurens	50	50	0	75.60
37	Seneca Golden Corner	22	22	0	67.80
38	The Foothills	17	17	0	41.17
39	Fair Play	15	14	-1	64.30
40	Fountain Inn	27	26	-1	72.50
41	Lancaster Breakfast	61	60	-1	69.40
42	Mauldin	31	30	-1	69.00
43	York	38	37	-1	63.00
44	Easley	55	53	-2	76.10
45	Indian Land	28	26	-2	69.80
46	Clover	22	19	-3	73.70
47	Greenville-East	19	16	-3	87.50
48	Woodruff	15	11	-4	0.00
49	Greenville	263	258	-5	50.70
50	Greenville Evening	42	36	-6	66.10
51	North Spartanburg	42	36	-6	75.00
52	Simpsonville	53	47	-6	87.10
53	Rock Hill	103	94	-9	61.27
	Totals	2657	2688	31	

Rotary District 7750
Membership Gain & Rotary Foundation
Monthly Progress Report
February 24, 2018

A r e a	Club	7/1/2018 Member Goal	Current Members 2-24-18	Member Gain 2-24-18	AF Actual 2016-17	AF Goal 2017-18	AF Goal Shortfall vs. LY	% of AF Goal Achieved 2017-18	AF Per Capita 2017-18	AF Month	AF YTD 2017-18	Polio Actual 2016-17	Polio YTD 2017-18	Polio Per Capita 2017-18	Polio Goal 2017-18	Polio % of Goal
1	Anderson	75	71	8	10,735	\$9,240	\$1,495	37.1%	\$54	\$250	\$3,425	\$2,541	\$2,375	\$38	\$3,850	61.7%
1	Clemson	100	96	3	13,549	\$14,000		49.9%	\$75	\$292	\$6,984	\$1,974	\$1,081	\$12	\$2,100	51.5%
1	Clemson-Calhoun	31	30	2	3,687	\$3,920		36.9%	\$52	\$85	\$1,445	\$2,153	\$200	\$7	\$1,680	11.9%
1	Greater Anderson	80	74	3	14,990	\$12,045	\$2,945	63.6%	\$108	\$170	\$7,660	\$4,113	\$697	\$10	\$3,285	21.2%
	A-1 AG Crossie Cox	286	271	16	42,960	\$39,205	\$3,755	49.8%	\$77	\$797	\$19,514	\$10,781	\$4,353	\$17	\$10,915	39.9%
2	Fair Play	17	14	-1	945	\$1,349		29.7%	\$27	\$0	\$400	\$654	\$0	\$0	\$584	0.0%
2	Seneca	47	50	4	6,362	\$4,300	\$2,062	115.7%	\$108	\$269	\$4,976	\$2,657	\$680	\$15	\$2,150	31.6%
2	Seneca Golden Corner	28	22	0	2,950	\$3,500		21.1%	\$34	\$80	\$740	\$1,660	\$0	\$0	\$1,000	0.0%
2	Walhalla	30	32	3	1,252	\$3,000		33.3%	\$34	\$0	\$1,000	\$1,325	\$0	\$0	\$750	0.0%
2	Westminster	33	39	5	7,956	\$6,688	\$1,268	62.1%	\$122	\$85	\$4,150	\$2,193	\$0	\$0	\$1,800	0.0%
	A-2 AG Frank Cox	155	157	11	19,464	\$18,837	\$627	59.8%	\$77	\$434	\$11,266	\$8,489	\$680	\$5	\$6,284	10.8%
3	Greenville	291	258	-5	58,139	\$61,215		42.0%	\$98	\$775	\$25,735	\$6,355	\$2,730	\$10	\$6,095	44.8%
3	Greenville Breakfast	20	16	1	4,265	\$4,140	\$125	34.5%	\$95	\$10	\$1,430	\$2,023	\$0	\$0	\$918	0.0%
3	Greenville East	29	16	-3	2,893	\$4,520		38.6%	\$92	\$0	\$1,746	\$1,101	\$300	\$16	\$1,000	30.0%
3	North Greenville	42	40	2	3,055	\$3,100		133.2%	\$109	\$0	\$4,130	\$1,731	\$100	\$3	\$1,500	6.7%
3	Pleasantburg	47	45	2	12,624	\$8,385	\$4,239	98.5%	\$192	\$169	\$8,262	\$6,196	\$5,636	\$131	\$5,074	111.1%
	A-3 AG Mike Taylor	429	375	-3	80,976	\$81,360		50.8%	\$109	\$954	\$41,303	\$17,405	\$8,766	\$23	\$14,587	60.1%
4	Inman	25	21	1	1,100	\$2,000		95.0%	\$95	\$0	\$1,900	\$210	\$195	\$10	\$250	77.9%
4	North Spartanburg	47	36	-6	4,900	\$7,140		39.8%	\$68	\$123	\$2,845	\$3,237	\$815	\$19	\$1,806	45.1%
4	Spartan West	28	29	2	4,625	\$4,626		34.3%	\$59	\$20	\$1,585	\$925	\$25	\$1	\$1,000	2.5%
4	Spartanburg	200	193	4	5,345	\$2,500	\$2,845	126.8%	\$17	\$0	\$3,170	\$11,618	\$0	\$0	\$12,000	0.0%
	A-4 AG Pete Crandall	300	279	1	15,970	\$16,266		58.4%	\$34	\$143	\$9,500	\$15,989	\$1,035	\$4	\$15,056	6.9%
5	Blacksburg	14	13	0	597	\$1,000		56.6%	\$44	\$0	\$566	\$355	\$300	\$23	\$500	60.0%
5	Clover	23	19	-3	2,573	\$2,600		37.5%	\$44	\$0	\$975	\$4,356	\$1,975	\$90	\$4,375	45.1%
5	Gaffney	75	79	6	6,986	\$6,800	\$186	55.6%	\$52	\$84	\$3,783	\$1,409	\$658	\$9	\$204	322.5%
5	York	39	37	-1	9,033	\$9,135		56.5%	\$136	\$0	\$5,161	\$1,821	\$958	\$25	\$2,000	47.9%
	A-5 AG Rob Hanley	151	148	2	19,188	\$19,535		53.7%	\$72	\$84	\$10,485	\$7,941	\$3,891	\$27	\$7,079	55.0%
6	Fort Mill	99	86	1	28,757	\$31,300		26.9%	\$99	\$150	\$8,429	\$2,520	\$1,140	\$13	\$2,000	57.0%
6	Indian Land	35	26	-2	4,195	\$3,500	\$695	49.0%	\$61	\$105	\$1,715	\$933	\$0	\$0	\$500	0.0%
6	Lake Wylie	29	22	1	2,325	\$3,240		42.1%	\$65	\$35	\$1,365	\$682	\$1,051	\$50	\$700	150.1%
6	Rock Hill	105	94	-9	14,620	\$10,000	\$4,620	93.1%	\$90	\$0	\$9,307	\$2,778	\$0	\$0	\$2,500	0.0%
	A-6 AG Mary Sieck	268	228	-9	49,897	\$48,040	\$1,857	43.3%	\$88	\$290	\$20,815	\$6,912	\$2,191	\$9	\$5,700	38.4%

A r a e	Club	7/1/2018 Member Goal	Current Members 2-24-18	Member Gain 2-24-18	AF Actual 2016-17	AF Goal 2017-18	AF Goal Shortfall vs. LY	% of AF Goal Achieved 2017-18	AF Per Capita 2017-18	AF Month	AF YTD 2017-18	Polio Actual 2016-17	Polio YTD 2017-18	Polio Per Capita 2017-18	Polio Goal 2017-18	Polio % of Goal
7	Chester	55	54	0	2,710	\$3,000		24.8%	\$14	\$0	\$745	\$1,766	\$4,160	\$77	\$1,775	234.4%
7	Lancaster	68	61	1	1,668	\$4,331		2.1%	\$2	\$0	\$91	\$572	\$0	\$0	\$500	0.0%
7	Lancaster Breakfast	67	60	-1	4,805	\$3,000	\$1,805	25.0%	\$12	\$0	\$750	\$2,500	\$650	\$11	\$3,050	21.3%
7	Winnsboro	28	30	2	1,630	\$1,631		144.1%	\$84	\$0	\$2,350	\$27	\$865	\$31	\$625	138.4%
A-7 AG Rebecca Melton		218	205	2	10,813	\$11,962		32.9%	\$19	\$0	\$3,936	\$4,864	\$5,675	\$28	\$5,950	95.4%
8	Aiken	192	181	0	34,625	\$31,304	\$3,321	52.7%	\$91	\$85	\$16,496	\$6,371	\$0	\$0	\$4,860	0.0%
8	Aiken Sunrise	40	37	3	7,518	\$5,000	\$2,518	58.0%	\$85	\$100	\$2,900	\$2,363	\$2,325	\$68	\$1,800	129.2%
8	Batesburg-Leesville	20	18	1	2,100	\$2,400		0.0%	\$0	\$0	\$0	\$1,355	\$800	\$47	\$800	100.0%
8	North Augusta	25	20	2	2,400	\$2,415		49.5%	\$66	\$100	\$1,195	\$1,163	\$100	\$6	\$1,260	7.9%
8	Twin City of Batesburg-Leesville	23	20	2	4,180	\$3,700	\$480	46.9%	\$97	\$100	\$1,737	\$984	\$0	\$0	\$600	0.0%
A-8 AG Watson Dorn		300	276	8	50,822	\$44,819	\$6,003	49.8%	\$83	\$385	\$22,328	\$12,236	\$3,225	\$12	\$9,320	34.6%
9	Abbeville	48	48	1	4,927	\$5,000		28.0%	\$30	\$1,400	\$1,400	\$1,300	\$100	\$2	\$1,400	7.1%
9	EClub of the Carolinas	34	33	4	6,655	\$4,700	\$1,955	121.7%	\$197	\$504	\$5,718	\$1,179	\$300	\$10	\$1,400	21.4%
9	Emerald City	64	62	3	27,500	\$25,000	\$2,500	47.5%	\$201	\$110	\$11,870	\$4,306	\$1,511	\$26	\$3,074	49.1%
9	Greenwood	120	115	4	21,197	\$19,600	\$1,597	31.0%	\$55	\$30	\$6,080	\$26,337	\$1,049	\$9	\$26,768	3.9%
A-9 AG Lori Kent		266	258	12	60,278	\$54,300	\$5,978	46.2%	\$102	\$2,044	\$25,068	\$33,121	\$2,960	\$12	\$32,642	9.1%
10	Clinton	25	26	2	4,403	\$5,700		14.5%	\$34	\$0	\$825	\$1,140	\$0	\$0	\$1,400	0.0%
10	Laurens	55	50	0	6,323	\$9,625		0.0%	\$0	\$0	\$0	\$5,000	\$0	\$0	\$2,750	0.0%
10	Newberry	82	78	4	14,325	\$17,250		74.9%	\$175	\$600	\$12,925	\$4,536	\$1,706	\$23	\$3,750	45.5%
10	Union	48	44	2	6,800	\$7,200		21.2%	\$36	\$0	\$1,525	\$2,575	\$875	\$21	\$2,400	36.5%
A-10 AG Renee Stubbs		210	198	8	31,851	\$39,775		38.4%	\$80	\$600	\$15,275	\$13,251	\$2,581	\$14	\$10,300	25.1%
11	Fountain Inn	35	26	-1	5,000	\$2,800	\$2,200	35.7%	\$37	\$0	\$1,000	\$27	\$0	\$0	\$700	0.0%
11	Golden Strip Sunrise	16	15	0	420	\$500		54.0%	\$18	\$25	\$270	\$387	\$0	\$0	\$400	0.0%
11	Mauldin	34	30	-1	8,426	\$5,425	\$3,001	77.9%	\$136	\$0	\$4,225	\$4,046	\$0	\$0	\$1,860	0.0%
11	Simpsonville	57	47	-6	7,977	\$7,500	\$477	49.3%	\$70	\$110	\$3,699	\$2,814	\$25	\$0	\$2,500	1.0%
11	Woodruff	16	11	-4	1,500	\$1,500		0.0%	\$0	\$0	\$0	\$450	\$0	\$0	\$1,000	0.0%
A-11 AG Alex Grewe		158	129	-12	23,322	\$17,725	\$5,597	51.9%	\$65	\$135	\$9,194	\$7,724	\$25	\$0	\$6,460	0.4%
12	Easley	60	53	-2	6,000	\$9,451		13.2%	\$23	\$0	\$1,250	\$1,527	\$0	\$0	\$1,120	0.0%
12	Greater Greer	20	15	1	5,400	\$1,800	\$3,600	65.3%	\$84	\$0	\$1,175	\$878	\$600	\$43	\$1,000	60.0%
12	Greenville Evening	48	36	-6	26,064	\$20,250	\$5,814	38.7%	\$187	\$255	\$7,835	\$7,368	\$2,976	\$71	\$3,600	82.7%
12	Pickens	45	43	2	4,273	\$6,868		34.2%	\$57	\$600	\$2,350	\$2,487	\$200	\$5	\$2,050	9.8%
12	The Foothills	22	17	0	1,100	\$1,600		93.8%	\$88	\$0	\$1,500	\$13,901	\$100	\$6	\$320	31.3%
A-12 AG Cathy Golson		195	164	-5	42,837	\$39,969	\$2,868	35.3%	\$83	\$855	\$14,110	\$26,160	\$3,876	\$23	\$8,090	47.9%
District 7750					30,000					\$0	\$0	\$0	\$0			
Totals		2936	2,688	31	478,378	\$431,793	\$46,585	47.0%	\$76	\$6,721	\$202,794	\$164,872	\$39,258	\$15	\$132,383	29.7%

Area Summary

	7/1/2018 Member Goal	Current Members 2-24-18	Member Gain 2-24-18	AF Actual 2016-17	AF Goal 2017-18	AF Goal Shortfall vs. LY	% of AF Goal Achieved 2017-18	AF Per Capita 2017-18	AF Month	AF YTD 2017-18	Polio Actual 2016-17	Polio YTD 2017-18	Polio Per Capita 2017-18	Polio Goal 2017-18	Polio % of Goal
A-1 AG Crossie Cox	286	271	16	42,960	\$39,205	\$3,755	49.8%	\$77	\$797	\$19,514	\$10,781	\$4,353	\$17	\$10,915	39.9%
A-2 AG Frank Cox	155	157	11	19,464	\$18,837	\$627	59.8%	\$77	\$434	\$11,266	\$8,489	\$680	\$5	\$6,284	10.8%
A-3 AG Mike Taylor	429	375	-3	80,976	\$81,360		50.8%	\$109	\$954	\$41,303	\$17,405	\$8,766	\$23	\$14,587	60.1%
A-4 AG Pete Crandall	300	279	1	15,970	\$16,266		58.4%	\$34	\$143	\$9,500	\$15,989	\$1,035	\$4	\$15,056	6.9%
A-5 AG Rob Hanley	151	148	2	19,188	\$19,535		53.7%	\$72	\$84	\$10,485	\$7,941	\$3,891	\$27	\$7,079	55.0%
A-6 AG Mary Sieck	268	228	-9	49,897	\$48,040	\$1,857	43.3%	\$88	\$290	\$20,815	\$6,912	\$2,191	\$9	\$5,700	38.4%
A-7 AG Rebecca Melton	218	205	2	10,813	\$11,962		32.9%	\$19	\$0	\$3,936	\$4,864	\$5,675	\$28	\$5,950	95.4%
A-8 AG Watson Dorn	300	276	8	50,822	\$44,819	\$6,003	49.8%	\$83	\$385	\$22,328	\$12,236	\$3,225	\$12	\$9,320	34.6%
A-9 AG Lori Kent	266	258	12	60,278	\$54,300	\$5,978	46.2%	\$102	\$2,044	\$25,068	\$33,121	\$2,960	\$12	\$32,642	9.1%
A-10 AG Renee Stubbs	210	198	8	31,851	\$39,775		38.4%	\$80	\$600	\$15,275	\$13,251	\$2,581	\$14	\$10,300	25.1%
A-11 AG Alex Grewe	158	129	-12	23,322	\$17,725	\$5,597	51.9%	\$65	\$135	\$9,194	\$7,724	\$25	\$0	\$6,460	0.4%
A-12 AG Cathy Golson	195	164	-5	42,837	\$39,969	\$2,868	35.3%	\$83	\$855	\$14,110	\$26,160	\$3,876	\$23	\$8,090	47.9%
Totals	2936	2688	31	448,378	431,793	\$26,685	47.0%	\$76	\$6,721	\$202,794	\$164,872	\$39,258	\$15	\$132,383	29.7%

Top Giving Clubs (Annual Fund)

Top Clubs by % of AF Goal Achieved

1	Winnsboro	144%
2	North Greenville	133%
3	Spartanburg	127%
4	EClub of the Carolinas	122%
5	Seneca	116%

Top Clubs by AF Per Capita

1	Emerald City	\$201.19
2	EClub of the Carolinas	\$197.17
3	Pleasantburg	\$192.14
4	Greenville Evening	\$186.55
5	Newberry	\$174.66

Top Clubs by Total AF Giving

1	Greenville	\$25,735
2	Aiken	\$16,496
3	Newberry	\$12,925
4	Emerald City	\$11,870
5	Rock Hill	\$9,307

Top Giving Clubs (Polio)

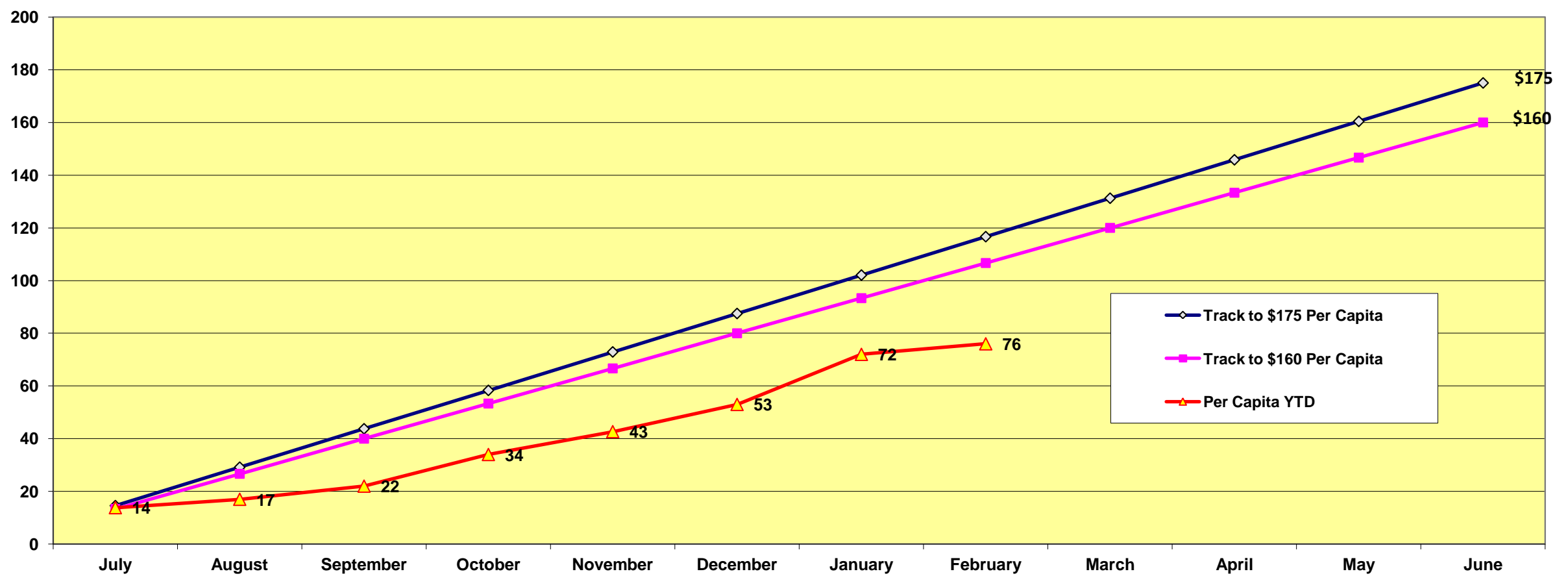
Top Clubs by % of Polio Goal Achieved

1	Gaffney	323%
2	Chester	234%
3	Lake Wylie	150%
4	Winnsboro	138%
5	Aiken Sunrise	129%

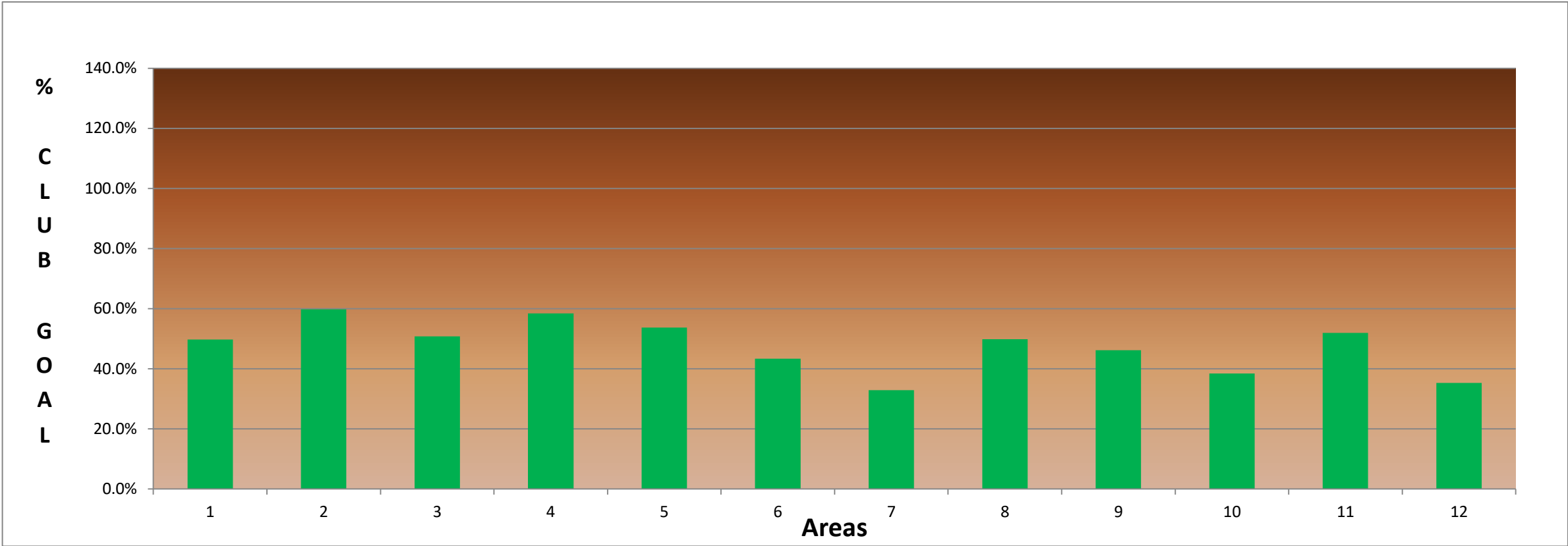
Top Clubs by Total Polio Giving

1	Pleasantburg	\$5,636
2	Chester	\$4,160
3	Greenville Evening	\$2,976
4	Greenville	\$2,730
5	Anderson	\$2,375

5 Clubs have achieved 100% of their AF Goal
10 Clubs have achieved 75% of their AF Goal
7 Clubs have achieved 100% of their Polio Goal
5 Clubs are over \$150 AF Per Capita
11 Clubs are over \$100 AF Per Capita
0 Clubs have given \$5 Total to the AF (Zero Giving)
0 Clubs have given \$5 Total to Polio (Zero Giving)
0 Areas have achieved 100% of their AF Goal
0 Areas have achieved 75% of their AF Goal
0 Areas are over \$200 AF Per Capita
2 Areas are over \$100 AF Per Capita

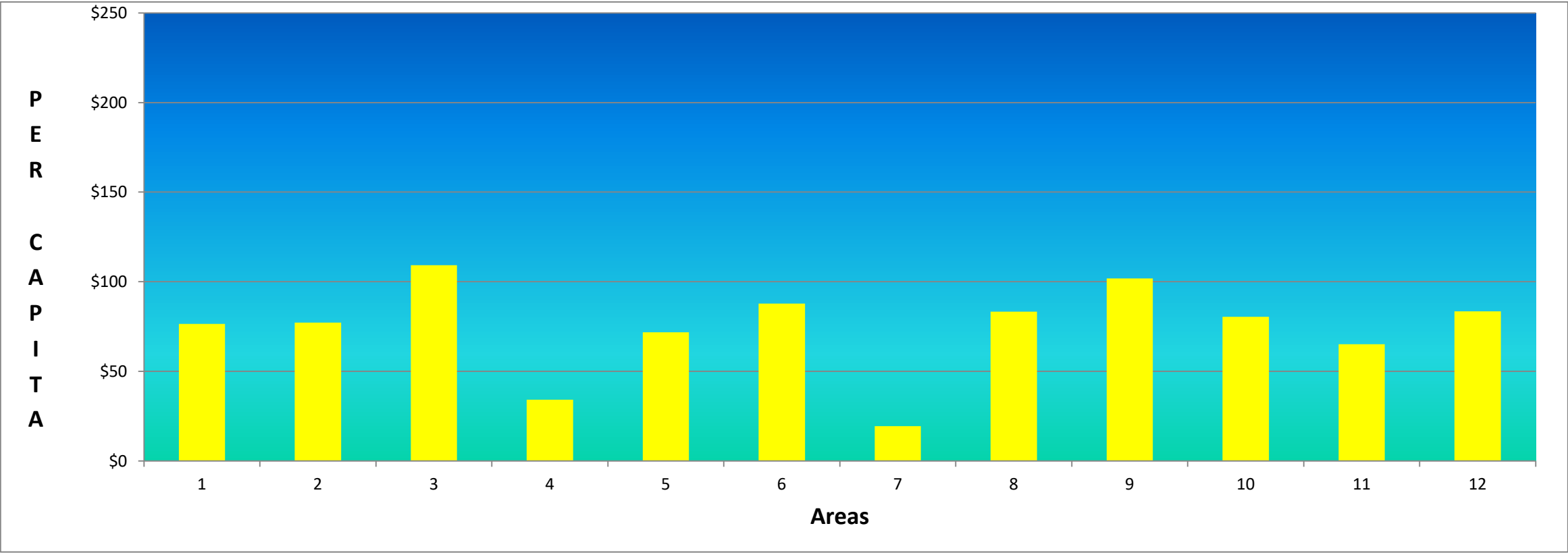


% of Club AF Goal Achieved - By Area



AF Per Capita - By Area

Goal is \$175



All Clubs Ranked by % of AF Goal Achieved

1	Winnsboro	144%
2	North Greenville	133%
3	Spartanburg	127%
4	EClub of the Carolinas	122%
5	Seneca	116%
6	Pleasantburg	99%
7	Inman	95%
8	The Foothills	94%
9	Rock Hill	93%
10	Mauldin	78%
11	Newberry	75%
12	Greater Greer	65%
13	Greater Anderson	64%
14	Westminster	62%
15	Aiken Sunrise	58%
16	Blacksburg	57%
17	York	56%
18	Gaffney	56%
19	Golden Strip Sunrise	54%
20	Aiken	53%
21	Clemson	50%
22	North Augusta	49%
23	Simpsonville	49%
24	Indian Land	49%
25	Emerald City	47%
26	Twin City of Batesburg-Leesville	47%
27	Lake Wylie	42%
28	Greenville	42%
29	North Spartanburg	40%
30	Greenville Evening	39%

All Clubs Ranked by % of Polio Goal Achieved

1	Gaffney	323%
2	Chester	234%
3	Lake Wylie	150%
4	Winnsboro	138%
5	Aiken Sunrise	129%
6	Pleasantburg	111%
7	Batesburg-Leesville	100%
8	Greenville Evening	83%
9	Inman	78%
10	Anderson	62%
11	Blacksburg	60%
12	Greater Greer	60%
13	Fort Mill	57%
14	Clemson	51%
15	Emerald City	49%
16	York	48%
17	Newberry	45%
18	Clover	45%
19	North Spartanburg	45%
20	Greenville	45%
21	Union	36%
22	Seneca	32%
23	The Foothills	31%
24	Greenville East	30%
25	EClub of the Carolinas	21%
26	Lancaster Breakfast	21%
27	Greater Anderson	21%
28	Clemson-Calhoun	12%
29	Pickens	10%
30	North Augusta	8%

31	Greenville East	39%
32	Clover	38%
33	Anderson	37%
34	Clemson-Calhoun	37%
35	Fountain Inn	36%
36	Greenville Breakfast	35%
37	Spartan West	34%
38	Pickens	34%
39	Walhalla	33%
40	Greenwood	31%
41	Fair Play	30%
42	Abbeville	28%
43	Fort Mill	27%
44	Lancaster Breakfast	25%
45	Chester	25%
46	Union	21%
47	Seneca Golden Corner	21%
48	Clinton	14%
49	Easley	13%
50	Lancaster	2%
51		0%
52		0%
53		0%

31	Abbeville	7%
32	North Greenville	7%
33	Greenwood	4%
34	Spartan West	3%
35	Simpsonville	1%
36		0%
37		0%
38		0%
39		0%
40		0%
41		0%
42		0%
43		0%
44		0%
45		0%
46		0%
47		0%
48		0%
49		0%
50		0%
51		0%
52		0%
53		0%

All Clubs Ranked by AF Per Capita

1	Emerald City	\$201.19
2	EClub of the Carolinas	\$197.17
3	Pleasantburg	\$192.14
4	Greenville Evening	\$186.55
5	Newberry	\$174.66
6	Mauldin	\$136.29
7	York	\$135.82
8	Westminster	\$122.06
9	North Greenville	\$108.68
10	Seneca	\$108.17
11	Greater Anderson	\$107.89
12	Fort Mill	\$99.16
13	Greenville	\$97.85
14	Twin City of Batesburg-Leesville	\$96.50
15	Greenville Breakfast	\$95.33
16	Inman	\$95.00
17	Greenville East	\$91.89
18	Aiken	\$91.14
19	Rock Hill	\$90.36
20	The Foothills	\$88.24
21	Aiken Sunrise	\$85.29
22	Winnsboro	\$83.93
23	Greater Greer	\$83.93
24	Clemson	\$75.09
25	Simpsonville	\$69.80
26	North Spartanburg	\$67.74
27	North Augusta	\$66.39
28	Lake Wylie	\$65.00
29	Indian Land	\$61.25
30	Spartan West	\$58.70
31	Pickens	\$57.32
32	Greenwood	\$54.77
33	Anderson	\$54.37

All Clubs Ranked by Polio Per Capita

1	Pleasantburg	\$131.07
2	Clover	\$89.77
3	Chester	\$77.04
4	Greenville Evening	\$70.86
5	Aiken Sunrise	\$68.38
6	Lake Wylie	\$50.05
7	Batesburg-Leesville	\$47.06
8	Greater Greer	\$42.86
9	Anderson	\$37.70
10	Winnsboro	\$30.89
11	Emerald City	\$25.61
12	York	\$25.21
13	Blacksburg	\$23.08
14	Newberry	\$23.05
15	Union	\$20.83
16	North Spartanburg	\$19.40
17	Greenville East	\$15.79
18	Seneca	\$14.78
19	Fort Mill	\$13.41
20	Clemson	\$11.62
21	Lancaster Breakfast	\$10.66
22	Greenville	\$10.38
23	EClub of the Carolinas	\$10.34
24	Greater Anderson	\$9.82
25	Inman	\$9.74
26	Greenwood	\$9.45
27	Gaffney	\$9.01
28	Clemson-Calhoun	\$7.14
29	The Foothills	\$5.88
30	North Augusta	\$5.56
31	Pickens	\$4.88
32	North Greenville	\$2.63
33	Abbeville	\$2.13

34	Gaffney	\$51.82
35	Clemson-Calhoun	\$51.61
36	Clover	\$44.32
37	Blacksburg	\$43.54
38	Fountain Inn	\$37.04
39	Union	\$36.31
40	Walhalla	\$34.48
41	Clinton	\$34.38
42	Seneca Golden Corner	\$33.64
43	Abbeville	\$29.79
44	Fair Play	\$26.67
45	Easley	\$22.73
46	Golden Strip Sunrise	\$18.00
47	Spartanburg	\$16.77
48	Chester	\$13.80
49	Lancaster Breakfast	\$12.30
50	Lancaster	\$1.52
51		\$0.00
52		\$0.00
53		\$0.00

34	Spartan West	\$0.93
35	Simpsonville	\$0.47
36		\$0.00
37		\$0.00
38		\$0.00
39		\$0.00
40		\$0.00
41		\$0.00
42		\$0.00
43		\$0.00
44		\$0.00
45		\$0.00
46		\$0.00
47		\$0.00
48		\$0.00
49		\$0.00
50		\$0.00
51		\$0.00
52		\$0.00
53		\$0.00

All Clubs Ranked by Total AF Giving

1	Greenville	\$25,735
2	Aiken	\$16,496
3	Newberry	\$12,925
4	Emerald City	\$11,870
5	Rock Hill	\$9,307
6	Fort Mill	\$8,429
7	Pleasantburg	\$8,262
8	Greenville Evening	\$7,835
9	Greater Anderson	\$7,660
10	Clemson	\$6,984
11	Greenwood	\$6,080
12	EClub of the Carolinas	\$5,718
13	York	\$5,161
14	Seneca	\$4,976
15	Mauldin	\$4,225
16	Westminster	\$4,150
17	North Greenville	\$4,130
18	Gaffney	\$3,783
19	Simpsonville	\$3,699
20	Anderson	\$3,425
21	Spartanburg	\$3,170
22	Aiken Sunrise	\$2,900
23	North Spartanburg	\$2,845
24	Winnsboro	\$2,350
25	Pickens	\$2,350
26	Inman	\$1,900
27	Greenville East	\$1,746
28	Twin City of Batesburg-Leesville	\$1,737
29	Indian Land	\$1,715
30	Spartan West	\$1,585
31	Union	\$1,525
32	The Foothills	\$1,500

All Clubs Ranked by Total Polio Giving

1	Pleasantburg	\$5,636
2	Chester	\$4,160
3	Greenville Evening	\$2,976
4	Greenville	\$2,730
5	Anderson	\$2,375
6	Aiken Sunrise	\$2,325
7	Clover	\$1,975
8	Newberry	\$1,706
9	Emerald City	\$1,511
10	Fort Mill	\$1,140
11	Clemson	\$1,081
12	Lake Wylie	\$1,051
13	Greenwood	\$1,049
14	York	\$958
15	Union	\$875
16	Winnsboro	\$865
17	North Spartanburg	\$815
18	Batesburg-Leesville	\$800
19	Greater Anderson	\$697
20	Seneca	\$680
21	Gaffney	\$658
22	Lancaster Breakfast	\$650
23	Greater Greer	\$600
24	Greenville East	\$300
25	Blacksburg	\$300
26	EClub of the Carolinas	\$300
27	Clemson-Calhoun	\$200
28	Pickens	\$200
29	Inman	\$195
30	North Greenville	\$100
31	North Augusta	\$100
32	Abbeville	\$100

33	Clemson-Calhoun	\$1,445
34	Greenville Breakfast	\$1,430
35	Abbeville	\$1,400
36	Lake Wylie	\$1,365
37	Easley	\$1,250
38	North Augusta	\$1,195
39	Greater Greer	\$1,175
40	Walhalla	\$1,000
41	Fountain Inn	\$1,000
42	Clover	\$975
43	Clinton	\$825
44	Lancaster Breakfast	\$750
45	Chester	\$745
46	Seneca Golden Corner	\$740
47	Blacksburg	\$566
48	Fair Play	\$400
49	Golden Strip Sunrise	\$270
50	Lancaster	\$91
51		\$0
52		\$0
53		\$0

33	The Foothills	\$100
34	Spartan West	\$25
35	Simpsonville	\$25
36		\$0
37		\$0
38		\$0
39		\$0
40		\$0
41		\$0
42		\$0
43		\$0
44		\$0
45		\$0
46		\$0
47		\$0
48		\$0
49		\$0
50		\$0
51		\$0
52		\$0
53		\$0

All Areas Ranked by % of AF Goal Achieved

1	A-2 AG Frank Cox	59.8%
2	A-4 AG Pete Crandall	58.4%
3	A-5 AG Rob Hanley	53.7%
4	A-11 AG Alex Grewe	51.9%
5	A-3 AG Mike Taylor	50.8%
6	A-8 AG Watson Dorn	49.8%
7	A-1 AG Crossie Cox	49.8%
8	A-9 AG Lori Kent	46.2%
9	A-6 AG Mary Sieck	43.3%
10	A-10 AG Renee Stubbs	38.4%
11	A-12 AG Cathy Golson	35.3%
12	A-7 AG Rebecca Melton	32.9%

All Areas Ranked by AF Per Capita

1	A-3 AG Mike Taylor	\$109.27
2	A-9 AG Lori Kent	\$101.90
3	A-6 AG Mary Sieck	\$87.83
4	A-12 AG Cathy Golson	\$83.49
5	A-8 AG Watson Dorn	\$83.31
6	A-10 AG Renee Stubbs	\$80.39
7	A-2 AG Frank Cox	\$77.16
8	A-1 AG Crossie Cox	\$76.52
9	A-5 AG Rob Hanley	\$71.82
10	A-11 AG Alex Grewe	\$65.21
11	A-4 AG Pete Crandall	\$34.17
12	A-7 AG Rebecca Melton	\$19.39

All Areas Ranked by Total AF Giving

1	A-3 AG Mike Taylor	\$41,303
2	A-9 AG Lori Kent	\$25,068
3	A-8 AG Watson Dorn	\$22,328
4	A-6 AG Mary Sieck	\$20,815
5	A-1 AG Crossie Cox	\$19,514
6	A-10 AG Renee Stubbs	\$15,275
7	A-12 AG Cathy Golson	\$14,110
8	A-2 AG Frank Cox	\$11,266
9	A-5 AG Rob Hanley	\$10,485
10	A-4 AG Pete Crandall	\$9,500
11	A-11 AG Alex Grewe	\$9,194
12	A-7 AG Rebecca Melton	\$3,936