



DISTRICT GOVERNOR ED IRICK  
518 Lancelot Dr.  
Simpsonville, SC 29681  
864-420-1052  
DG2017@Rotary7750.org

NOVEMBER 2017 ■ [WWW.ROTARY7750.ORG](http://WWW.ROTARY7750.ORG)

NOVEMBER: Rotary Foundation Month

DECEMBER: Disease Prevention and Treatment Month

# 7750

ROTARY INTERNATIONAL



**ROTARY:  
MAKING A  
DIFFERENCE**

## Foundation District Grant helps four clubs buy books



Pictured, front to back, are Ripple Of One officials Ray Raymer, Dreama Clay and Stephanie Enders and Clemson-Calhoun Rotarian Chris Painter.

**R**otary Clubs in Pickens and Oconee counties recently donated more than 675 books to the Ripple Of One program in Seneca.

The books will be given to the children of the adults participating in the program which empowers families to move beyond government assistance and reach their full potential.

Ripple Of One serves more than 50 adults and children. The program recently started a financial education class to teach children the importance of money management.

Clubs participating in the book drive were Seneca, Pickens, Clemson-Calhoun and Golden Corner. The clubs received a District Grant to match the funds they raised.

**NOVEMBER IS ROTARY FOUNDATION MONTH.  
WHEN YOU ASK MEMBERS TO GIVE, REMIND THEM THAT  
THEIR MONEY HELPS PROJECTS LIKE THIS ONE GET DONE.**

# Paul Harris writes to Spartanburg club

(IN 1916)

by DG Ed Irick

As I prepare to visit the clubs in the district, I come across some very interesting things that not only give insight into the history of the clubs, but also in some cases the history of Rotary itself. One such example is found in the recorded history of the Rotary Club of Spartanburg. Shortly after the club was chartered in April of 1916, Paul Harris wrote a letter to the members of the club. This letter gives us his personal thoughts of what Rotary meant to him and the challenge he issued to all Rotarians. Read it. I think you will find it very interesting. Is this the Rotary you know today?

To the New Members of Spartanburg Rotary Club:

Greetings and felicitations! I greet you because you are newly come into this world we know as Rotary. I extend felicitations because I am sure that Rotary will bring you many happy days, reveal to you new depths of human friendship, and make your lives richer and better worth living. The greatest wonders of the eternal cosmos are those which pertain to the inner man. One by one they are being brought within the scope of our understanding.

As we come to better know ourselves, we approach the goal of our ambition – happiness. We shall profit Rotary in the measure of our knowledge of its teachings and conformity to its practices.

Rotary has been and is a potent influence in the

establishment and maintenance of friendly relations not only between individuals but between cities.

There is great work cut out for the Rotary Clubs of each State and Province. It is the work promoting better feeling between our respective communities.

Differences arise from conflicting viewpoints. Rotary promotes friendliness, gives us broader vision and thereby reduces the chances of disagreements.

Let us make Rotary an instrumentality for the cementing of friendships and development of the spirit of service throughout the length and breadth of the state of South Carolina.

Yours very sincerely,  
Paul P. Harris

## THIS MONTH'S TRIVIA:

**1** Spartan West is nicknamed the Vagabond Club because it has changed meeting locations so many times— At least 10 different locations in its almost 34 years of existence.

**2** One of the newest members of the Rotary Club of Fort Mill was born on April 25, 1985; although it could have been April 24, 1985 no one is positive. He was in a hurry to arrive it seems as he was born in the parking lot of the downtown Hardee's. His father delivered him in the parking lot and while en route to the hospital he was pulled over for speeding. Once the officer was made aware of the situation and that there was a truly new born baby on board they received a police escort to the hospital.

**3** According to the written history of the Spartanburg Rotary Club, in the 1977-1978 Rotary Year "the Parker Club of Greenville received a special recognition plaque from Rotary International for having achieved fifteen-hundred percent support of the Rotary Foundation, and promoting a good increase in the number of Paul Harris Fellows." The Parker Club is now the Rotary Club of Greenville East.

**Deadline for December newsletter**

**Nov. 25**

**Send items to newsletter editor Sue Poss**

[pdgsueposs@gmail.com](mailto:pdgsueposs@gmail.com)

**SEPTEMBER  
MEMBERSHIP**

**32** New Members **29** Terminated Members (4 deceased)

**+3** Net



## Strengthen Rotary membership

# What is your membership development score?

by John Kimbell

Rotary Club of Greenville Evening  
D7750 Membership Chair  
jkimbell46@gmail.com

“People are starved for making connections.”

This is a quote from a young Rotarian in Oregon who goes on to say, “They want permission to be the nice, wonderful human beings they are inside.”

Think about it and your challenging life with work, family and more in this crazy hyperactive world we live in with iPhone, 24-hour excessive news cycles and imposing nonstop social media that hyper-dominate lives.

That is an amazing quote and reflects just how much millennials, baby boomers, and others are seeking more meaning in their lives by, drum roll.....

### MAKING A DIFFERENCE.

Wow, that is huge and all I think of is Rotary, its values expressed in Service Above Self and our Four Way Test. We have the answer and solution better than any other organization locally and globally.

This same member, a passionate young Rotarian, Kristi Govertsen, jokes about being the Mr. Rogers of Rotary. She suggests just lunch and maybe not even talk about joining, just dating first. In her advocacy for Rotary she points out that only 15 percent of Rotary members ever propose anyone else for membership.

Let's review why people join and why they stay. It is the central point of conversation to be highlighted and explored with people you care about and want to have share the Rotary experience. Here it is:

WHY DO MEMBERS JOIN AND STAY IN ROTARY?	
JOIN	STAY
✓ Impact My Community – 35.5 %	Increases to over 36% for staying
✓ Friends and Fellowship – 30.0 %	Increases significantly to over 38% for staying
✓ Impact Globally – 8.2 %	Wow; global impact rates almost 15%

These facts represent very significant talking points as you engage potential members in a dialogue about your own experience. Join the 15% and let's get that growing in District 7750.

To help you get started, try to score at least 85 points by completing some of the eight points listed below to do your part to grow and strengthen your Rotary and its impact.

Pts	Action
15	Personal invite to Rotary meeting, service project, social, fundraiser, membership event.
15	Send your newsletter to a prospect with personal note.
10	Give them your Rotarian magazine with personal note.
10	Give them your club brochure and membership application.
15	Follow up regularly with your prospect.
10	Ask your club president how you can support the club's growth goals.
20	Attend District Membership Training.
20	Serve on your club membership committee.

**BE A PERSON OF ACTION, AND MAKE A DIFFERENCE  
IN THE 2017-2018 ROTARY YEAR!**

**District 7750 leadership continues to place  
MEMBERSHIP DEVELOPMENT as the TOP priority.**

# THE JOINT ALL CLUB CONFERENCE

## MAY 18-20, 2018



## Rotary Districts 7750 and 7680



ROTARY:  
MAKING A  
DIFFERENCE

Sponsors are needed to help defray the cost of the Conference.  
[Click here for a sponsorship form.](#)

**Embassy Suites by Hilton Charleston Convention Center**  
5055 International Blvd., North Charleston, SC

Mark your calendar to enjoy a wonderful Rotary experience among fellow Rotarians and friends in Charleston, known for its rich history, southern charm, unparalleled beauty, and its celebrated restaurant community.

We will have outstanding, interesting speakers from leadership at Rotary International and other speakers of distinction.


Join us for a fun weekend of good food, musical entertainment, and to share many Rotary accomplishments as well as free time to enjoy Charleston, voted the Number 1 city in the world and in the U.S./Canada in 2016 by Travel + Leisure.

This is a Rotary experience not to be missed that you will long remember as we seek the goal of "Rotary: Making a Difference."





Pleasantburg president Susan Spencer, left, with Instructional Specialist Celeste Keely, Media Specialist and Pam Maggio, and Principal Jackie Parker of Rudolph Gordon Elementary School.



David King reading to a classroom.



## Pleasantburg gives books to students at local school named for former member

The Rotary Club of Pleasantburg recently had their meeting at Rudolph Gordon Elementary. They gave all of the K5 and 1st graders books and read to each of the K5 and 1st grade classes. In addition, they donated \$1,000 to the media center. This project was funded in part with a District Grant. Rudolph Gordon was a superintendent of Greenville County Schools and long-time member of the Pleasantburg club.



## ROTARY CLUB OF GREATER ANDERSON RECOGNIZES NEW AND ADVANCING PAUL HARRIS FELLOWS

The Rotary Club of Greater Anderson recognized five members as new or advancing Paul Harris Fellows at their meeting on September 28. Pictured L-R: Bob Williams presenting recognitions to Cathy Golson, Amelia Nelson, Shawn McGee, Josh Raffini, Mike Darby with club president Jeanie Campbell. The Paul Harris Fellow recognition acknowledges individuals who contribute, or who have contributions made in their name, levels of \$1,000 to The Rotary Foundation.



Ann Bowles




Bob Mauney



Roy Renard

## THREE NEW PAUL HARRIS FELLOWS RECOGNIZED BY SPARTAN WEST

Bob Atkins, past president of the Rotary Club of Spartan West presented Paul Harris Fellows to Ann Bowles, Bob Mauney and Roy Renard.



## UNION ROTARY DONATES TO INTERACT CLUB

Mike Cassels presented a donation to the Union County High School Interact sponsor, Elizabeth Ireton, to help with their club expenses. Interact is a Rotary-sponsored service club for young people. It gives students an opportunity to participate in fun and meaningful service projects.







## YORK INDUCTS TWO

The Rotary Club of York recently inducted two new members, Allie and Josh Blackwelder. Allie is a local attorney and Josh is minister at Trinity UMC. Pictured with Allie and Josh is president Pamela Del LaBarre.



A group of ROTC cadets, led by their instructor, Steve Halpin, spoke to the York Rotary Club about why they joined ROTC and the impact it has had on their lives thus far. Steve is a retired Coast Guard commander who now heads the ROTC program at York Comprehensive High school.

## Fellowship & Fellowships

by PDG Barbara Shayeb-Helou

7750 Chair for RAGS and Fellowships

What is your hobby? Coin collecting? Cricket? Motorcycling? Rotarians are a diverse group, and our interests reflect this diversity. One of the best ways to have fun is to share our recreational interests and find like minded Rotarians involved in the same activity.

From antique autos to yoga, recreational fellowships attract thousands of Rotarians worldwide. Through recreational fellowships, Rotarians find fun and adventure, international friendships, and a new outlet for service and world understanding.

Our businesses and professions are as varied as our hobbies. Vocational fellowships within Rotary provide a focus for service through the collective expertise of people

in the same profession, this acting as a resource for and complement to Club service.

From accounting to veterinary science, several dozen vocational fellowships link Rotarians to like minded professionals in many countries. Fellowships encourage the exchange of information across cultures and borders. Like the recreational fellowships, vocational fellowships, provide a strong impetus to international understanding, fellowship and service.

If you belong to a Fellowship or Action Group, I would love for you to let me know about it. Also please let me know, if your club would like a presentation. Contact me at [bsh6890@aol.com](mailto:bsh6890@aol.com).

Next month we will speak about Action Groups. Rotary loves Action!



### Mail gifts to CART

District 7750 CART Fund  
c/o Steve Black  
P.O. Box 1564  
Aiken, SC 29802

### For CART information and/or presentations

For more information about The CART Fund you can visit [www.cartfund.org](http://www.cartfund.org). For presentations to your club contact District 7750 CART Chair, Steve Black at 803-649-7552 or [steve-black724@gmail.com](mailto:steve-black724@gmail.com).





## DISTRICT GRANT HELPS GOLDEN CORNER SUPPORT LOCAL FREE-MEAL ORGANIZATION.

The Golden Corner Rotary Club provided the funds for Our Daily Bread to purchase a new gas stove and grill and two food preparation tables. The new stove and tables were purchased through Joyce Food Equipment of Greenville.

The donation was made possible due to the Golden Corner Rotary Club's annual Tri-State Relays track and field event at Seneca High School and a Rotary Foundation District Grant.

Our Daily Bread provides a free meal Monday through Friday to more than 120 persons.

Pictured from left, are Don Lesley, past president of the Golden Corner Rotary Club, Richard Ledford, board president of Our Daily Bread and club member of Charles Dolly.

## SCOUTER TALKS ABOUT AED

Steve Rushton, a Scouting volunteer and member of the Golden Corner Rotary Club, updated the club on the Jonah Scout Support



program which benefits Scouting in the Oconee and Clemson area. The program has purchased an automatic external defibrillator (AED) to accompany Scout units on camping and other outings. In 2016, the program purchased a

Pinewood Derby track for area competitions. Current and future projects include strategically placed storage buildings, camporee needs and upgrading meeting facilities and stocking disaster recovery materials.



## UPDATE ON SCOUTING

Nathan Craddock, an executive with the Boy Scouts of America council that serves Oconee County and the Clemson area, recently updated the Golden Corner Rotary Club on Scouting activities and services in the Upstate. Pictured from left is club member Jesse Dashon, Nathan, and club president Jon Adams. Nathan is a veterinarian at Tiger Town Animal Hospital.

## DG ED MEETS WITH THE GOLDEN CORNER BOARD

District Governor Ed Irick recently met with the board of the Golden Corner Rotary Club of Seneca. Pictured, seated from left, are Ed Irick, Cammie Kaiser and Eddie Perry. Standing from left, are Don Lesley, club president Jon Adams, Tim Tompkins, and Don Estep.





## See what your Foundation dollars do:

### Join a water project dedication trip to Honduras February 2-10, 2018

Join Al Steele, District 7750 Water Resource Coordinator, for an enlightening trip to Honduras to see the work your Rotary Foundation is doing in remote villages to bring clean water to hundreds of families.

Our trip will include the dedication of our largest Rotary water project ever, plus site visits to projects under construction and being proposed. Tour Copan Ruinas, the hub of Mayan civilization in 400 AD. Visit Rotarians in both Copan Ruinas and Marcala. Enjoy the beach in the Caribbean resort town of Tela.

You will come away with a keen appreciation of Rotary's work in Central America, and able to lead your club in sponsoring future projects.

Cost: \$1,800 per person, payable to Fort Mill Rotary Club Foundation. \$1,000 due by November 30, 2017. Remainder due by January 5, 2018. Discount of \$200 for 2nd person in same room.



#### TRIP INCLUDES:

- Round Trip airfare from Greenville or Charlotte
- Ground transportation in Honduras
- Hotel accommodations (private room)
- Most meals

#### EXCLUDED:

- Incidentals, souvenirs, etc.

Requires US Passport valid through at least September 2018 (no visa required)

**To Register, Contact Al Steele: [fortmillrx@comporium.net](mailto:fortmillrx@comporium.net) | 803-242-5058**

## DISTRICT EVENTS to add to your calendar

Saturday, December 9, 2017

### ASSISTANT GOVERNOR TRAINING

Required for all 2018-19 Assistant Governors. Thornblade Club, Greenville

Friday, January 12, 2018

### D-7750 MEMBERSHIP SUMMIT

for Presidents, Presidents-Elect, Membership Chairs (2017-18 and 2018-19), all Club Leaders

Piedmont Tech, Greenwood.

3 to 5 Members per club expected.

Saturday, February 10, 2018

### PRE-PETS

Required for Presidents-Elect and AGs, Recommended for Presidents-Nominee. Piedmont Tech, Greenwood

Thursday-Saturday,  
March 15-17, 2018

### PRESIDENTS-ELECT TRAINING SEMINAR

Required for Presidents-Elect and AGs

(including Thursday, 3/15)

Recommended for Presidents-Nominee.

Greensboro, NC

Friday-Sunday,  
May 18-20, 2018

### ALL CLUB CONFERENCE

(Joint w/D-7680)

All Rotarians — North Charleston, SC

## 2017-18 District 7750 Rotary Foundation Giving

Through Oct 29, 2017  
33.2% OF YEAR COMPLETE

Annual Fund Goal	\$ 431,793
	(53 of 53 – 100%)
Annual Fund Total	\$ 89,445
	(20.71% goal)
Annual Fund Per Capita	\$ 33.66
	(2657)
Endowment Fund	\$ 0
PolioPlus Goal	\$ 138,683
	(53 of 53 – 100%)
PolioPlus	\$ 9,038
	(6.5% goal)
Total Giving	\$ 98,483
\$0 AF Clubs	13
	(40 of 53 – 75.47%)
\$0 Polio Clubs	32
	(21 of 53 – 39.62%)
DDF Transfer – Polio	\$ 33,000
Major Gifts	1
Major Donors	2
Paul Harris Fellows	81
Bequest Society	0
Benefactors	12
EREY	863
	(2657 members – 32.48%)
Sustaining Members	286
	(2657 – 10.76%)
Paul Harris Society Eligible	24
	(120 members – 20.0%)
Paul Harris Society Members	120
Rotary Direct	83

### ALL-TIME FOR DISTRICT

Paul Harris Fellows	4,911
Benefactors	777
Bequest Society	92
Major Donor	75

## The Rotary Foundation



### About our Foundation

During the past 100 years, the Rotary Foundation has spent \$3 billion on life-changing, sustainable projects. More than 90 percent of donations go directly to supporting Rotary service projects around the world. With these donations, the organization has wiped out 99.9 percent of all polio cases.

**During Rotary Foundation month, please take a few minutes to scan through the 100-year history of our Foundation. [CLICK HERE](#) for a four-page PDF file that outlines the key points and highlights of how our Foundation started and has progressed.**

### Rotary's 6 areas of focus

PEACE and CONFLICT RESOLUTION  
DISEASE PREVENTION & TREATMENT  
WATER and SANITATION  
MATERNAL and CHILD HEALTH  
BASIC EDUCATION and LITERACY  
ECONOMIC and COMMUNITY DEVELOPMENT

### DISTRICT FOUNDATION CHAIR

Lorraine Angelino  
118 Leyland Court  
Greenwood, SC 29649  
864.554.0598  
dg2013@rotary7750.org







## Countdown to history to eliminate polio continues

by **Amelia Nelson**

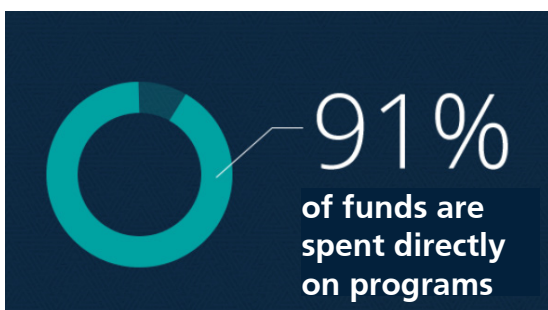
Rotary Club of Greater Anderson

7750 Polio Chair

We need to keep raising money for polio on our Countdown to History we inoculate over 400 million children in 60 countries including our three endemic countries where we know the polio virus is present. Sadly, a new case has been reported in Afghanistan.

WORLD POLIO DAY EVENTS: I have a report from Emerald City Rotary which did the Skip a Meal with 17 participants contributing \$605. They are also donating their Happy Dollars and Wheel Spins in October and November as well as Car Wash ticket sales with a goal of \$2,000 to Polio-Plus. What is YOUR club doing?

As you give THANKS this Thanksgiving Season, remember those who are not so fortunate.



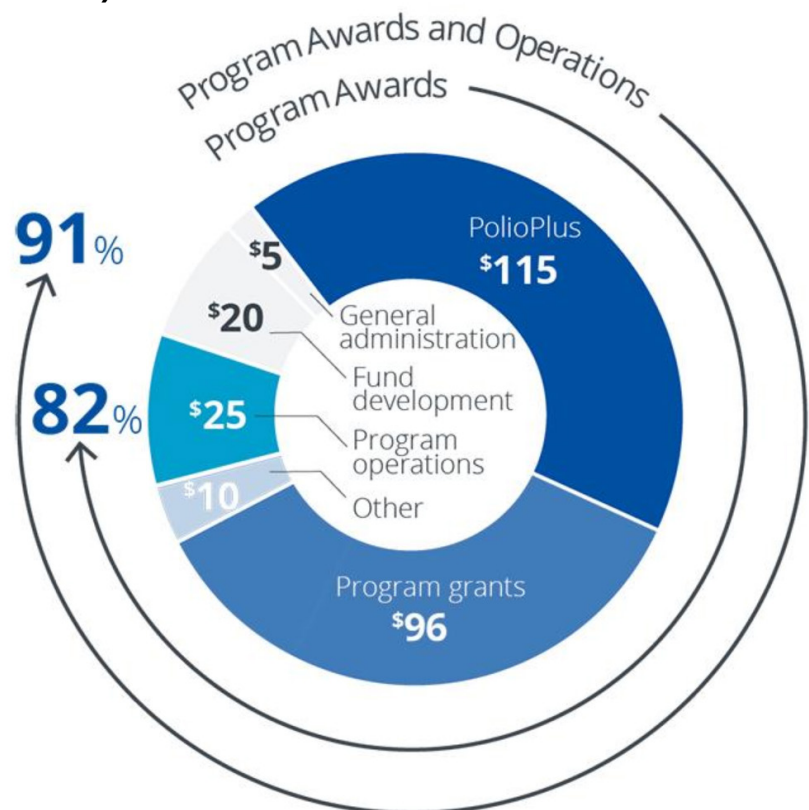
## Officially reported wild poliovirus cases as of October 24, 2017

Total in endemic countries	12 (compared with 27 for the same period in 2016)
Total in non-endemic countries	0 (compared with 0 for the same period in 2016)
• Afghanistan:	7 cases in 2017 (compared with 8 for the same period in 2016), onset of paralysis of most recent case: 15-Sep-17
• Pakistan:	5 cases in 2017 (compared with 15 for the same period in 2016), onset of paralysis of most recent case: 21-Aug-17
• Nigeria:	0 case in 2017 (compared with 4 for the same period in 2016), onset of paralysis of most recent case: 21-Aug-16

WHO and UNICEF have received reports that ongoing violence in Deir Ez-Zor governorate (Syria) has destroyed a UNICEF-supported vaccine cold room in Mayadeen district, storing more than 100,000 doses of vaccines. While the reports are being verified, plans for urgent provision of essential cold chain equipment have been developed to allow any urgent vaccination activities to continue.

For additional information, check out [www.polioeradication.org](http://www.polioeradication.org): where you will find award winning animations on Responding to a Polio Outbreak, Reaching Every Last Child, and The Polio Surveillance System.

## The Rotary Foundation Expenditures (in millions)



# Membership Champions (36 new members and their sponsors in September)

New Member	Club	Sponsor	Classification
Andryszak, Alex (ALEX)	Abbeville	John Andrew Bishop	
Bereskin, David H (DAVID)	Greenville	Phillip A. Kilgore & George Fletcher	Water
Bickers, K. Gordon (GORDON)	Greenwood	Henry R. Cary	Communications - Cable TV
Blackwelder, Alli (ALLI)	York	CHRIS LILES	
Blackwelder, Josh (JOSH)	York	CHRIS LILES	
Brooks, Christopher A (CHRIS)	Greater Anderson	Mary Ann H McBride	Pest Management
Cohen, Shanna (SHANNA)	Laurens		
Crosby, Latrice Michelle (MICHELLE)	Lancaster Breakfast		
Cunningham, Jim (JIM)	Greenville	Terry R. Weaver & Phillip A. Kilgore	
Dunn, Fredia (FREDIA)	Greenville Evening		
Farrell, Ramona (RAMONA)	Greenville	Judith S. Prince & Elizabeth Lyons	
Feus, Bill (BILL)	Fort Mill	Michele Branning	Financial
Heatley, Timothy (TIM)	Greenville Breakfast	Joseph Gobbett Jr.	
Higgins, Kent (KENT )	Fort Mill	Karl Runge	
Howard, Altheresa Goode (ALTHERESA)	Lancaster	Bobby E. Bailey & Nicholas Bradick	Pastor
Kitchings, Leira (KEIRA)	Mauldin		
Kogut, Anne (ANNE)	Clemson-Calhoun	Thomas S. Henderson	Safety
Lapin, Eric (ERIC )	Clemson-Calhoun		Performaing Arts
Loyd, Carol D (CAROL)	Greater Anderson	Tammie Willmore Collins	
Marchant, Lucas (LUCAS)	Greenville	Phillip Kilgore & Terry Weaver	Attorney
McMahon, Maggie A. (MAGGIE)	Greenwood	Watson L. Dorn Jr.	Advertising - Cable TV
Moseley, Kristin C (KRISTIN)	Greater Anderson	Cathy J. Golson	Employment
Mullinax, Jimmy (JIMMY)	Clemson-Calhoun	Frank J. Cox	Campus Recreation
Paradis, Lou (LOU)	Abbeville	Jeff Wilson	Retired Insurance Broker
Penton, Vanessa (VANESSA)	Seneca	Helen Westmoreland	
Sherer, William Thomas (TOM)	York	James H. Hodnett	
Studebaker, Dee (DEE)	Lancaster Breakfast		
Taylor, Roy G (ROY)	Newberry	George W. Routon	Chief of Police
Torres-Green, Maria (MARIA)	Anderson	Tracy Whitten Bowie	Banking
Wall, David E. (DAVID)	Gaffney	James R. Cook III	
WARREN, PATRICK (PATRICK)	Clemson-Calhoun		EDUCATION
Williford, Linda R. (LINDA)	Abbeville	Mary Chase Ford	

Foundation and Membership pages ahead: [Check the trends](#)

Following this page are several pages of information on Foundation giving and membership trends. These figures come from Rotary International and are the official figures.



**Rotary District 7750  
Membership Gain & Rotary Foundation  
Monthly Progress Report  
October 29, 2017**

A r e a	Club	7/1/2018 Member Goal	Current Members 10-29-17	Member Gain 10-29-17	AF Actual 2016-17	AF Goal 2017-18	AF Goal Shortfall vs. LY	% of AF Goal Achieved 2017-18	AF Per Capita 2017-18	AF Month	AF YTD 2017-18	Polio Actual 2016-17	Polio YTD 2017-18	Polio Per Capita 2017-18	Polio Goal 2017-18	Polio % of Goal
1	Anderson	75	67	4	10,735	\$9,240	\$1,495	0.0%	\$0	\$0	\$0	\$2,541	\$0	\$0	\$3,850	0.0%
1	Clemson	100	96	3	13,549	\$14,000		37.4%	\$56	\$560	\$5,238	\$1,974	\$40	\$0	\$2,100	1.9%
1	Clemson-Calhoun	31	32	4	3,687	\$3,920		11.5%	\$16	\$140	\$450	\$2,153	\$100	\$4	\$1,680	6.0%
1	Greater Anderson	80	72	1	14,990	\$12,045	\$2,945	25.4%	\$43	\$170	\$3,055	\$4,113	\$25	\$0	\$3,285	0.8%
	<b>A-1 AG Crossie Cox</b>	<b>286</b>	<b>267</b>	<b>12</b>	<b>42,960</b>	<b>\$39,205</b>	<b>\$3,755</b>	<b>22.3%</b>	<b>\$34</b>	<b>\$870</b>	<b>\$8,743</b>	<b>\$10,781</b>	<b>\$165</b>	<b>\$1</b>	<b>\$10,915</b>	<b>1.5%</b>
2	Fair Play	17	15	0	945	\$1,349		0.0%	\$0	\$0	\$0	\$654	\$0	\$0	\$584	0.0%
2	Seneca	47	48	2	6,362	\$4,300	\$2,062	66.2%	\$62	\$269	\$2,846	\$2,657	\$340	\$7	\$2,150	15.8%
2	Seneca Golden Corner	28	23	1	2,950	\$3,500		12.0%	\$19	\$180	\$420	\$1,660	\$0	\$0	\$1,000	0.0%
2	Walhalla	30	31	2	1,252	\$3,000		33.3%	\$34	\$0	\$1,000	\$1,325	\$0	\$0	\$750	0.0%
2	Westminster	33	36	2	7,956	\$6,688	\$1,268	54.6%	\$107	\$85	\$3,650	\$2,193	\$0	\$0	\$1,800	0.0%
	<b>A-2 AG Frank Cox</b>	<b>155</b>	<b>153</b>	<b>7</b>	<b>19,464</b>	<b>\$18,837</b>	<b>\$627</b>	<b>42.0%</b>	<b>\$54</b>	<b>\$534</b>	<b>\$7,916</b>	<b>\$8,489</b>	<b>\$340</b>	<b>\$2</b>	<b>\$6,284</b>	<b>5.4%</b>
3	Greenville	291	257	-6	58,139	\$61,215		21.9%	\$51	\$25	\$13,410	\$6,355	\$2,000	\$8	\$6,095	32.8%
3	Greenville Breakfast	20	15	0	4,265	\$4,140	\$125	13.0%	\$36	\$10	\$540	\$2,023	\$0	\$0	\$918	0.0%
3	Greenville East	29	17	-2	2,893	\$4,520		0.0%	\$0	\$0	\$0	\$1,101	\$0	\$0	\$1,000	0.0%
3	North Greenville	42	39	1	3,055	\$3,100		117.9%	\$96	\$2,155	\$3,655	\$1,731	\$100	\$3	\$1,500	6.7%
3	Pleasantburg	47	43	0	12,624	\$8,385	\$4,239	22.7%	\$44	\$869	\$1,905	\$6,196	\$0	\$0	\$5,074	0.0%
	<b>A-3 AG Mike Taylor</b>	<b>429</b>	<b>371</b>	<b>-7</b>	<b>80,976</b>	<b>\$81,360</b>		<b>24.0%</b>	<b>\$52</b>	<b>\$3,059</b>	<b>\$19,510</b>	<b>\$17,405</b>	<b>\$2,100</b>	<b>\$6</b>	<b>\$14,587</b>	<b>14.4%</b>
4	Inman	25	20	0	1,100	\$2,000		47.5%	\$48	\$0	\$950	\$210	\$0	\$0	\$250	0.0%
4	North Spartanburg	47	40	-2	4,900	\$7,140		37.2%	\$63	\$498	\$2,655	\$3,237	\$650	\$15	\$1,806	36.0%
4	Spartan West	28	26	-1	4,625	\$4,626		16.3%	\$28	\$70	\$755	\$925	\$25	\$1	\$1,000	2.5%
4	Spartanburg	200	190	1	5,345	\$2,500	\$2,845	41.6%	\$6	\$10	\$1,040	\$11,618	\$0	\$0	\$12,000	0.0%
	<b>A-4 AG Pete Crandall</b>	<b>300</b>	<b>276</b>	<b>-2</b>	<b>15,970</b>	<b>\$16,266</b>		<b>33.2%</b>	<b>\$19</b>	<b>\$578</b>	<b>\$5,400</b>	<b>\$15,989</b>	<b>\$675</b>	<b>\$2</b>	<b>\$15,056</b>	<b>4.5%</b>
5	Blacksburg	14	13	0	597	\$1,000		0.0%	\$0	\$0	\$0	\$355	\$0	\$0	\$500	0.0%
5	Clover	23	22	0	2,573	\$2,600		20.2%	\$24	\$0	\$525	\$4,356	\$1,525	\$69	\$4,375	34.9%
5	Gaffney	75	74	1	6,986	\$6,800	\$186	4.9%	\$5	\$84	\$336	\$1,409	\$25	\$0	\$204	12.3%
5	York	39	36	-2	9,033	\$9,135		15.6%	\$37	\$1,422	\$1,422	\$1,821	\$858	\$23	\$2,000	42.9%
	<b>A-5 AG Rob Hanley</b>	<b>151</b>	<b>145</b>	<b>-1</b>	<b>19,188</b>	<b>\$19,535</b>		<b>11.7%</b>	<b>\$16</b>	<b>\$1,506</b>	<b>\$2,283</b>	<b>\$7,941</b>	<b>\$2,408</b>	<b>\$16</b>	<b>\$7,079</b>	<b>34.0%</b>
6	Fort Mill	99	88	3	28,757	\$31,300		14.1%	\$52	\$2,804	\$4,404	\$2,520	\$0	\$0	\$2,000	0.0%
6	Indian Land	35	28	0	4,195	\$3,500	\$695	12.0%	\$15	\$105	\$420	\$933	\$0	\$0	\$500	0.0%
6	Lake Wylie	29	21	0	2,325	\$3,240		4.2%	\$6	\$35	\$135	\$682	\$0	\$0	\$7,000	0.0%
6	Rock Hill	105	96	-7	14,620	\$10,000	\$4,620	18.1%	\$18	\$0	\$1,807	\$2,778	\$0	\$0	\$2,500	0.0%
	<b>A-6 AG Mary Sieck</b>	<b>268</b>	<b>233</b>	<b>-4</b>	<b>49,897</b>	<b>\$48,040</b>	<b>\$1,857</b>	<b>14.1%</b>	<b>\$29</b>	<b>\$2,944</b>	<b>\$6,765</b>	<b>\$6,912</b>	<b>\$0</b>	<b>\$0</b>	<b>\$12,000</b>	<b>0.0%</b>

A r e a	Club	7/1/2018 Member Goal	Current Members 10-29-17	Member Gain 10-29-17	AF Actual 2016-17	AF Goal 2017-18	AF Goal Shortfall vs. LY	% of AF Goal Achieved 2017-18	AF Per Capita 2017-18	AF Month	AF YTD 2017-18	Polio Actual 2016-17	Polio YTD 2017-18	Polio Per Capita 2017-18	Polio Goal 2017-18	Polio % of Goal
7	Chester	55	56	2	2,710	\$3,000		4.0%	\$2	\$0	\$120	\$1,766	\$0	\$0	\$1,775	0.0%
7	Lancaster	68	61	1	1,668	\$4,331		2.1%	\$2	\$0	\$91	\$572	\$0	\$0	\$500	0.0%
7	Lancaster Breakfast	67	63	2	4,805	\$3,000	\$1,805	16.7%	\$8	\$250	\$500	\$2,500	\$0	\$0	\$3,050	0.0%
7	Winnsboro	28	28	0	1,630	\$1,631		122.6%	\$71	\$0	\$2,000	\$27	\$0	\$0	\$625	0.0%
	A-7 AG Rebecca Melton	218	208	5	10,813	\$11,962		22.7%	\$13	\$250	\$2,711	\$4,864	\$0	\$0	\$5,950	0.0%
8	Aiken	192	182	1	34,625	\$31,304	\$3,321	14.4%	\$25	\$4,245	\$4,500	\$6,371	\$0	\$0	\$4,860	0.0%
8	Aiken Sunrise	40	33	-1	7,518	\$5,000	\$2,518	28.0%	\$41	\$100	\$1,400	\$2,363	\$1,175	\$35	\$1,800	65.3%
8	Batesburg-Leesville	20	17	0	2,100	\$2,400		0.0%	\$0	\$0	\$0	\$1,355	\$0	\$0	\$800	0.0%
8	North Augusta	25	19	1	2,400	\$2,415		25.3%	\$34	\$100	\$610	\$1,163	\$0	\$0	\$1,260	0.0%
8	Twin City of Batesburg-Leesville	23	19	1	4,180	\$3,700	\$480	10.8%	\$22	\$100	\$400	\$984	\$0	\$0	\$600	0.0%
	A-8 AG Watson Dorn	300	270	2	50,822	\$44,819	\$6,003	15.4%	\$26	\$4,545	\$6,910	\$12,236	\$1,175	\$4	\$9,320	12.6%
9	Abbeville	48	46	-1	4,927	\$5,000		0.0%	\$0	\$0	\$0	\$1,300	\$100	\$2	\$1,400	7.1%
9	EClub of the Carolinas	34	32	3	6,655	\$4,700	\$1,955	46.2%	\$75	\$644	\$2,172	\$1,179	\$100	\$3	\$1,400	7.1%
9	Emerald City	64	61	2	27,500	\$25,000	\$2,500	35.6%	\$151	\$1,160	\$8,890	\$4,306	\$150	\$3	\$3,074	4.9%
9	Greenwood	120	119	8	21,197	\$19,600	\$1,597	11.4%	\$20	\$1,195	\$2,225	\$26,337	\$612	\$6	\$26,768	2.3%
	A-9 AG Lori Kent	266	258	12	60,278	\$54,300	\$5,978	24.5%	\$54	\$2,999	\$13,287	\$33,121	\$962	\$4	\$32,642	2.9%
10	Clinton	25	26	2	4,403	\$5,700		0.0%	\$0	\$0	\$0	\$1,140	\$0	\$0	\$1,400	0.0%
10	Laurens	55	45	-5	6,323	\$9,625		0.0%	\$0	\$0	\$0	\$5,000	\$0	\$0	\$2,750	0.0%
10	Newberry	82	76	2	14,325	\$17,250		40.0%	\$93	\$400	\$6,900	\$4,536	\$500	\$7	\$3,750	13.3%
10	Union	48	43	1	6,800	\$7,200		8.3%	\$14	\$600	\$600	\$2,575	\$200	\$5	\$2,400	8.3%
	A-10 AG Renee Stubbs	210	190	0	31,851	\$39,775		18.9%	\$39	\$1,000	\$7,500	\$13,251	\$700	\$4	\$10,300	6.8%
11	Fountain Inn	35	27	0	5,000	\$2,800	\$2,200	0.0%	\$0	\$0	\$0	\$27	\$0	\$0	\$700	0.0%
11	Golden Strip Sunrise	16	15	0	420	\$500		28.0%	\$9	\$35	\$140	\$387	\$0	\$0	\$400	0.0%
11	Mauldin	34	29	-2	8,426	\$5,425	\$3,001	0.0%	\$0	\$0	\$0	\$4,046	\$0	\$0	\$1,860	0.0%
11	Simpsonville	57	51	-2	7,977	\$7,500	\$477	5.9%	\$8	\$110	\$440	\$2,814	\$25	\$0	\$2,500	1.0%
11	Woodruff	16	15	0	1,500	\$1,500		0.0%	\$0	\$0	\$0	\$450	\$0	\$0	\$1,000	0.0%
	A-11 AG Alex Grewe	158	137	-4	23,322	\$17,725	\$5,597	3.3%	\$4	\$145	\$580	\$7,724	\$25	\$0	\$6,460	0.4%
12	Easley	60	52	-3	6,000	\$9,451		0.0%	\$0	\$0	\$0	\$1,527	\$0	\$0	\$1,120	0.0%
12	Greater Greer	20	15	1	5,400	\$1,800	\$3,600	0.0%	\$0	\$0	\$0	\$878	\$0	\$0	\$1,000	0.0%
12	Greenville Evening	48	44	2	26,064	\$20,250	\$5,814	28.0%	\$135	\$1,900	\$5,665	\$7,368	\$388	\$9	\$3,600	10.8%
12	Pickens	45	41	0	4,273	\$6,868		10.6%	\$18	\$0	\$725	\$2,487	\$0	\$0	\$2,050	0.0%
12	The Foothills	22	18	1	1,100	\$1,600		90.6%	\$85	\$0	\$1,450	\$13,901	\$100	\$6	\$320	31.3%
	A-12 AG Cathy Golson	195	170	1	42,837	\$39,969	\$2,868	19.6%	\$46	\$1,900	\$7,840	\$26,160	\$488	\$3	\$8,090	6.0%
	District 7750				30,000					\$0	\$0	\$0	\$0			
	Totals	2936	2,678	21	478,378	\$431,793	\$46,585	20.7%	\$34	\$20,329	\$89,445	\$164,872	\$9,038	\$3	\$138,683	6.5%



### Area Summary

	7/1/2018 Member Goal	Current Members 10-29-17	Member Gain 10-29-17	AF Actual 2016-17	AF Goal 2017-18	AF Goal Shortfall vs. LY	% of AF Goal Achieved 2017-18	AF Per Capita 2017-18	AF Month	AF YTD 2017-18	Polio Actual 2016-17	Polio YTD 2017-18	Polio Per Capita 2017-18	Polio Goal 2017-18	Polio % of Goal
A-1 AG Crossie Cox	286	267	12	42,960	\$39,205	\$3,755	22.3%	\$34	\$870	\$8,743	\$10,781	\$165	\$1	\$10,915	1.5%
A-2 AG Frank Cox	155	153	7	19,464	\$18,837	\$627	42.0%	\$54	\$534	\$7,916	\$8,489	\$340	\$2	\$6,284	5.4%
A-3 AG Mike Taylor	429	371	-7	80,976	\$81,360		24.0%	\$52	\$3,059	\$19,510	\$17,405	\$2,100	\$6	\$14,587	14.4%
A-4 AG Pete Crandall	300	276	-2	15,970	\$16,266		33.2%	\$19	\$578	\$5,400	\$15,989	\$675	\$2	\$15,056	4.5%
A-5 AG Rob Hanley	151	145	-1	19,188	\$19,535		11.7%	\$16	\$1,506	\$2,283	\$7,941	\$2,408	\$16	\$7,079	34.0%
A-6 AG Mary Sieck	268	233	-4	49,897	\$48,040	\$1,857	14.1%	\$29	\$2,944	\$6,765	\$6,912	\$0	\$0	\$12,000	0.0%
A-7 AG Rebecca Melton	218	208	5	10,813	\$11,962		22.7%	\$13	\$250	\$2,711	\$4,864	\$0	\$0	\$5,950	0.0%
A-8 AG Watson Dorn	300	270	2	50,822	\$44,819	\$6,003	15.4%	\$26	\$4,545	\$6,910	\$12,236	\$1,175	\$4	\$9,320	12.6%
A-9 AG Lori Kent	266	258	12	60,278	\$54,300	\$5,978	24.5%	\$54	\$2,999	\$13,287	\$33,121	\$962	\$4	\$32,642	2.9%
A-10 AG Renee Stubbs	210	190	0	31,851	\$39,775		18.9%	\$39	\$1,000	\$7,500	\$13,251	\$700	\$4	\$10,300	6.8%
A-11 AG Alex Grewe	158	137	-4	23,322	\$17,725	\$5,597	3.3%	\$4	\$145	\$580	\$7,724	\$25	\$0	\$6,460	0.4%
A-12 AG Cathy Golson	195	170	1	42,837	\$39,969	\$2,868	19.6%	\$46	\$1,900	\$7,840	\$26,160	\$488	\$3	\$8,090	6.0%
Totals	2936	2678	21	448,378	431,793	\$26,685	20.7%	\$34	\$20,329	\$89,445	\$164,872	\$9,038	\$3	\$138,683	6.5%

## Top Giving Clubs (Annual Fund)

### Top Clubs by % of AF Goal Achieved

1	Winnsboro	123%
2	North Greenville	118%
3	The Foothills	91%
4	Seneca	66%
5	Westminster	55%

### Top Clubs by AF Per Capita

1	Emerald City	\$150.68
2	Greenville Evening	\$134.88
3	Westminster	\$107.35
4	North Greenville	\$96.18
5	Newberry	\$93.24

### Top Clubs by Total AF Giving

1	Greenville	\$13,410
2	Emerald City	\$8,890
3	Newberry	\$6,900
4	Greenville Evening	\$5,665
5	Clemson	\$5,238

## Top Giving Clubs (Polio)

### Top Clubs by % of Polio Goal Achieved

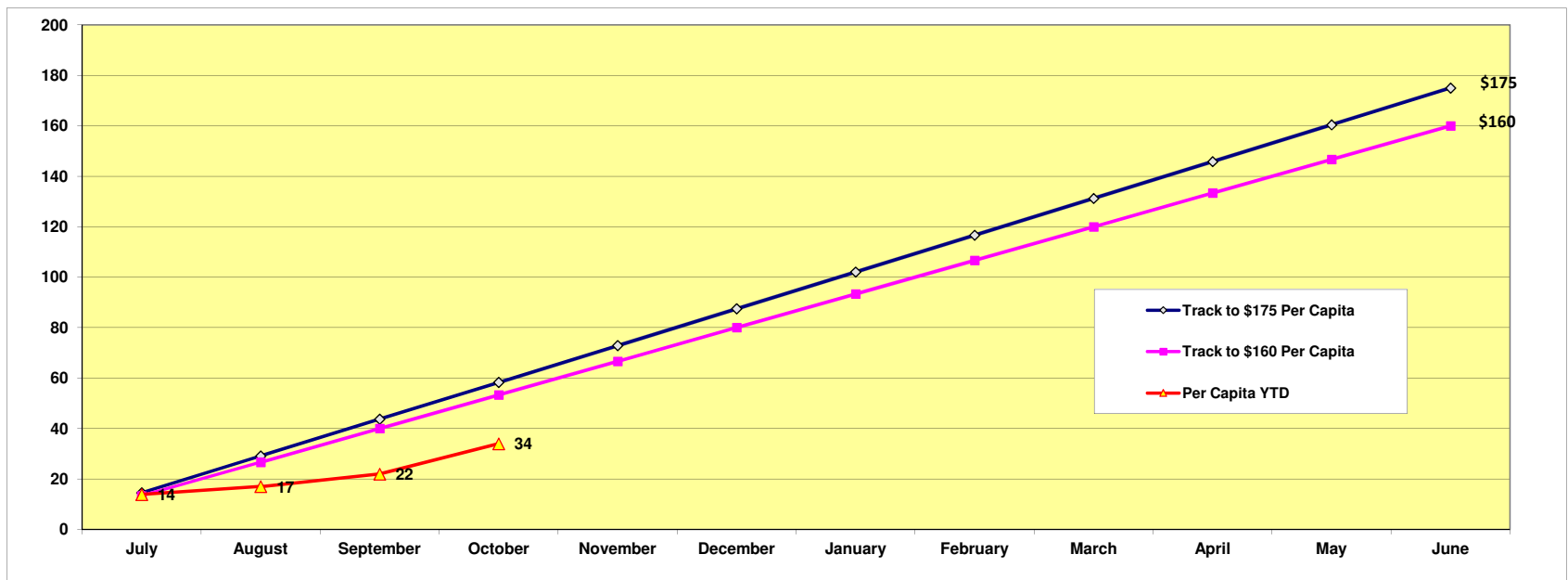
1	Aiken Sunrise	65%
2	York	43%
3	North Spartanburg	36%
4	Clover	35%
5	Greenville	33%

### Top Clubs by Total Polio Giving

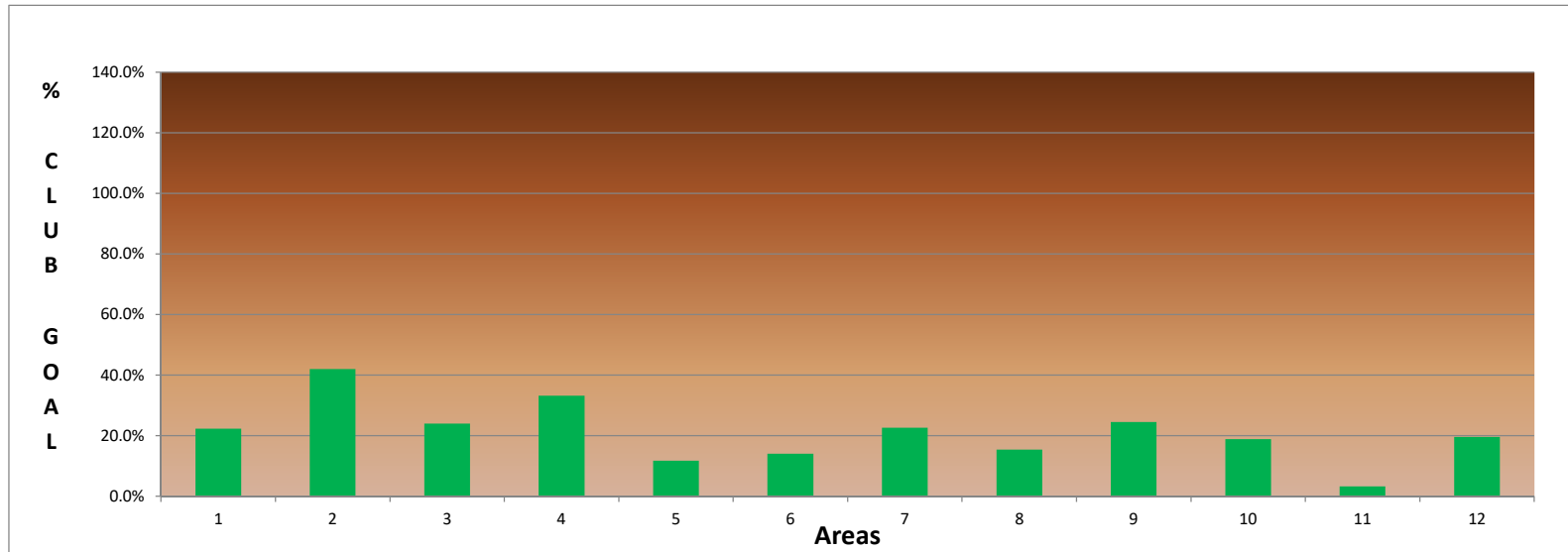
1	Greenville	\$2,000
2	Clover	\$1,525
3	Aiken Sunrise	\$1,175
4	York	\$858
5	North Spartanburg	\$650



2 Clubs have achieved 100% of their AF Goal  
 3 Clubs have achieved 75% of their AF Goal  
 0 Clubs have achieved 100% of their Polio Goal  
 1 Clubs are over \$150 AF Per Capita  
 3 Clubs are over \$100 AF Per Capita  
 0 Clubs have given \$5 Total to the AF (Zero Giving)  
 0 Clubs have given \$5 Total to Polio (Zero Giving)  
 0 Areas have achieved 100% of their AF Goal  
 0 Areas have achieved 75% of their AF Goal  
 0 Areas are over \$200 AF Per Capita  
 0 Areas are over \$100 AF Per Capita

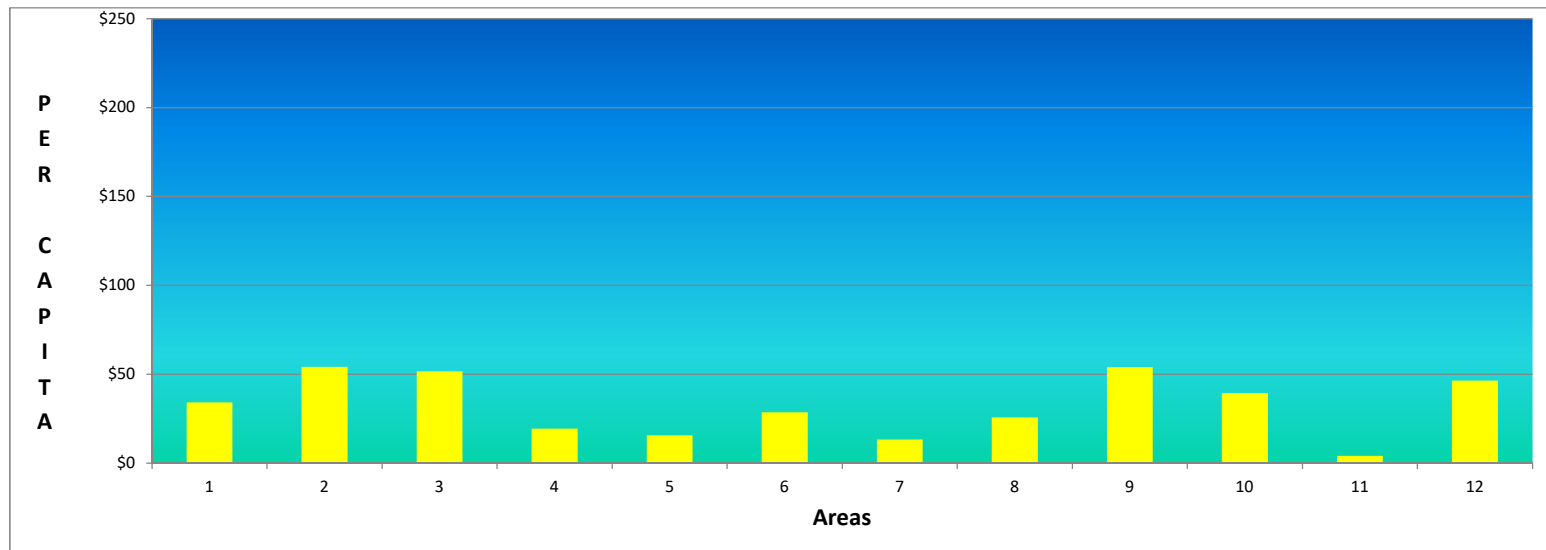


**% of Club AF Goal Achieved - By Area**



**AF Per Capita - By Area**

**Goal is \$175**





### All Clubs Ranked by % of AF Goal Achieved

1	Winnsboro	123%
2	North Greenville	118%
3	The Foothills	91%
4	Seneca	66%
5	Westminster	55%
6	Inman	48%
7	EClub of the Carolinas	46%
8	Spartanburg	42%
9	Newberry	40%
10	Clemson	37%
11	North Spartanburg	37%
12	Emerald City	36%
13	Walhalla	33%
14	Aiken Sunrise	28%
15	Golden Strip Sunrise	28%
16	Greenville Evening	28%
17	Greater Anderson	25%
18	North Augusta	25%
19	Pleasantburg	23%
20	Greenville	22%
21	Clover	20%
22	Rock Hill	18%
23	Lancaster Breakfast	17%
24	Spartan West	16%
25	York	16%
26	Aiken	14%
27	Fort Mill	14%
28	Greenville Breakfast	13%
29	Seneca Golden Corner	12%
30	Indian Land	12%

### All Clubs Ranked by % of Polio Goal Achieved

1	Aiken Sunrise	65%
2	York	43%
3	North Spartanburg	36%
4	Clover	35%
5	Greenville	33%
6	The Foothills	31%
7	Seneca	16%
8	Newberry	13%
9	Gaffney	12%
10	Greenville Evening	11%
11	Union	8%
12	Abbeville	7%
13	EClub of the Carolinas	7%
14	North Greenville	7%
15	Clemson-Calhoun	6%
16	Emerald City	5%
17	Spartan West	3%
18	Greenwood	2%
19	Clemson	2%
20	Simpsonville	1%
21	Greater Anderson	1%
22		0%
23		0%
24		0%
25		0%
26		0%
27		0%
28		0%
29		0%
30		0%

31	Clemson-Calhoun	11%
32	Greenwood	11%
33	Twin City of Batesburg-Leesville	11%
34	Pickens	11%
35	Union	8%
36	Simpsonville	6%
37	Gaffney	5%
38	Lake Wylie	4%
39	Chester	4%
40	Lancaster	2%
41		0%
42		0%
43		0%
44		0%
45		0%
46		0%
47		0%
48		0%
49		0%
50		0%
51		0%
52		0%
53		0%

31		0%
32		0%
33		0%
34		0%
35		0%
36		0%
37		0%
38		0%
39		0%
40		0%
41		0%
42		0%
43		0%
44		0%
45		0%
46		0%
47		0%
48		0%
49		0%
50		0%
51		0%
52		0%
53		0%



### All Clubs Ranked by AF Per Capita

1	Emerald City	\$150.68
2	Greenville Evening	\$134.88
3	Westminster	\$107.35
4	North Greenville	\$96.18
5	Newberry	\$93.24
6	The Foothills	\$85.29
7	EClub of the Carolinas	\$74.90
8	Winnsboro	\$71.43
9	North Spartanburg	\$63.21
10	Seneca	\$61.87
11	Clemson	\$56.32
12	Fort Mill	\$51.81
13	Greenville	\$50.99
14	Inman	\$47.50
15	Pleasantburg	\$44.30
16	Greater Anderson	\$43.03
17	Aiken Sunrise	\$41.18
18	York	\$37.42
19	Greenville Breakfast	\$36.00
20	Walhalla	\$34.48
21	North Augusta	\$33.89
22	Spartan West	\$27.96
23	Aiken	\$24.86
24	Clover	\$23.86
25	Twin City of Batesburg-Leesville	\$22.22
26	Greenwood	\$20.05
27	Seneca Golden Corner	\$19.09
28	Pickens	\$17.68
29	Rock Hill	\$17.54
30	Clemson-Calhoun	\$16.07
31	Indian Land	\$15.00
32	Union	\$14.29
33	Golden Strip Sunrise	\$9.33

### All Clubs Ranked by Polio Per Capita

1	Clover	\$69.32
2	Aiken Sunrise	\$34.56
3	York	\$22.58
4	North Spartanburg	\$15.48
5	Greenville Evening	\$9.24
6	Greenville	\$7.60
7	Seneca	\$7.39
8	Newberry	\$6.76
9	The Foothills	\$5.88
10	Greenwood	\$5.51
11	Union	\$4.76
12	Clemson-Calhoun	\$3.57
13	EClub of the Carolinas	\$3.45
14	North Greenville	\$2.63
15	Emerald City	\$2.54
16	Abbeville	\$2.13
17	Spartan West	\$0.93
18	Simpsonville	\$0.47
19	Clemson	\$0.43
20	Greater Anderson	\$0.35
21	Gaffney	\$0.34
22		\$0.00
23		\$0.00
24		\$0.00
25		\$0.00
26		\$0.00
27		\$0.00
28		\$0.00
29		\$0.00
30		\$0.00
31		\$0.00
32		\$0.00
33		\$0.00

34	Simpsonville	\$8.30
35	Lancaster Breakfast	\$8.20
36	Lake Wylie	\$6.43
37	Spartanburg	\$5.50
38	Gaffney	\$4.60
39	Chester	\$2.22
40	Lancaster	\$1.52
41		\$0.00
42		\$0.00
43		\$0.00
44		\$0.00
45		\$0.00
46		\$0.00
47		\$0.00
48		\$0.00
49		\$0.00
50		\$0.00
51		\$0.00
52		\$0.00
53		\$0.00

34		\$0.00
35		\$0.00
36		\$0.00
37		\$0.00
38		\$0.00
39		\$0.00
40		\$0.00
41		\$0.00
42		\$0.00
43		\$0.00
44		\$0.00
45		\$0.00
46		\$0.00
47		\$0.00
48		\$0.00
49		\$0.00
50		\$0.00
51		\$0.00
52		\$0.00
53		\$0.00



### All Clubs Ranked by Total AF Giving

1	Greenville	\$13,410
2	Emerald City	\$8,890
3	Newberry	\$6,900
4	Greenville Evening	\$5,665
5	Clemson	\$5,238
6	Aiken	\$4,500
7	Fort Mill	\$4,404
8	North Greenville	\$3,655
9	Westminster	\$3,650
10	Greater Anderson	\$3,055
11	Seneca	\$2,846
12	North Spartanburg	\$2,655
13	Greenwood	\$2,225
14	EClub of the Carolinas	\$2,172
15	Winnsboro	\$2,000
16	Pleasantburg	\$1,905
17	Rock Hill	\$1,807
18	The Foothills	\$1,450
19	York	\$1,422
20	Aiken Sunrise	\$1,400
21	Spartanburg	\$1,040
22	Walhalla	\$1,000
23	Inman	\$950
24	Spartan West	\$755
25	Pickens	\$725
26	North Augusta	\$610
27	Union	\$600
28	Greenville Breakfast	\$540
29	Clover	\$525
30	Lancaster Breakfast	\$500
31	Clemson-Calhoun	\$450
32	Simpsonville	\$440

### All Clubs Ranked by Total Polio Giving

1	Greenville	\$2,000
2	Clover	\$1,525
3	Aiken Sunrise	\$1,175
4	York	\$858
5	North Spartanburg	\$650
6	Greenwood	\$612
7	Newberry	\$500
8	Greenville Evening	\$388
9	Seneca	\$340
10	Union	\$200
11	Emerald City	\$150
12	Clemson-Calhoun	\$100
13	North Greenville	\$100
14	Abbeville	\$100
15	EClub of the Carolinas	\$100
16	The Foothills	\$100
17	Clemson	\$40
18	Greater Anderson	\$25
19	Spartan West	\$25
20	Gaffney	\$25
21	Simpsonville	\$25
22		\$0
23		\$0
24		\$0
25		\$0
26		\$0
27		\$0
28		\$0
29		\$0
30		\$0
31		\$0
32		\$0

33	Seneca Golden Corner	\$420
34	Indian Land	\$420
35	Twin City of Batesburg-Leesville	\$400
36	Gaffney	\$336
37	Golden Strip Sunrise	\$140
38	Lake Wylie	\$135
39	Chester	\$120
40	Lancaster	\$91
41		\$0
42		\$0
43		\$0
44		\$0
45		\$0
46		\$0
47		\$0
48		\$0
49		\$0
50		\$0
51		\$0
52		\$0
53		\$0

33		\$0
34		\$0
35		\$0
36		\$0
37		\$0
38		\$0
39		\$0
40		\$0
41		\$0
42		\$0
43		\$0
44		\$0
45		\$0
46		\$0
47		\$0
48		\$0
49		\$0
50		\$0
51		\$0
52		\$0
53		\$0

### All Areas Ranked by % of AF Goal Achieved

1	A-2 AG Frank Cox	42.0%
2	A-4 AG Pete Crandall	33.2%
3	A-9 AG Lori Kent	24.5%
4	A-3 AG Mike Taylor	24.0%
5	A-7 AG Rebecca Melton	22.7%
6	A-1 AG Crossie Cox	22.3%
7	A-12 AG Cathy Golson	19.6%
8	A-10 AG Renee Stubbs	18.9%
9	A-8 AG Watson Dorn	15.4%
10	A-6 AG Mary Sieck	14.1%
11	A-5 AG Rob Hanley	11.7%
12	A-11 AG Alex Grewe	3.3%

### All Areas Ranked by AF Per Capita

1	A-2 AG Frank Cox	\$54.22
2	A-9 AG Lori Kent	\$54.01
3	A-3 AG Mike Taylor	\$51.61
4	A-12 AG Cathy Golson	\$46.39
5	A-10 AG Renee Stubbs	\$39.47
6	A-1 AG Crossie Cox	\$34.29
7	A-6 AG Mary Sieck	\$28.55
8	A-8 AG Watson Dorn	\$25.78
9	A-4 AG Pete Crandall	\$19.42
10	A-5 AG Rob Hanley	\$15.64
11	A-7 AG Rebecca Melton	\$13.35
12	A-11 AG Alex Grewe	\$4.11

### All Areas Ranked by Total AF Giving

1	A-3 AG Mike Taylor	\$19,510
2	A-9 AG Lori Kent	\$13,287
3	A-1 AG Crossie Cox	\$8,743
4	A-2 AG Frank Cox	\$7,916
5	A-12 AG Cathy Golson	\$7,840
6	A-10 AG Renee Stubbs	\$7,500
7	A-8 AG Watson Dorn	\$6,910
8	A-6 AG Mary Sieck	\$6,765
9	A-4 AG Pete Crandall	\$5,400
10	A-7 AG Rebecca Melton	\$2,711
11	A-5 AG Rob Hanley	\$2,283
12	A-11 AG Alex Grewe	\$580

|