



December is
Disease Prevention
and Treatment
Month.



District Governor

LANCE S. YOUNG

DG2016@rotary7750.org

864-557-0182

116 Kimborough Street

Greenville, SC 29607

2017 All Club Conference coming in February

Connect + Collaborate + Celebrate

February will be here before you know it. Make plans today to attend the District 7750 All Club Conference on February 3-4 at the Marriott on One Parkway East in Greenville (Exit 54 on I85).

Much different from previous district conferences, this **two day** event will have **great speakers** (including Jonathan Sandys, Winston Churchill's grandson), **the Foundation dinner**, **the Governor's Banquet**, a silent auction and informative **breakout sessions** which will help both your Rotary and personal/professional life.

Included in this year's conference is Pre-PETS training for presidents-nominee and presidents-elect.

For more information and to register, visit <http://www.rotary7750.org/Conference2017.html>. Registration fee for all conference events is \$175. You may also register for individual sessions.

To get up-to-date information about the 2017 All Club Conference, follow us on Facebook at <https://www.facebook.com/rotary7750allclubconference/>

To donate silent auction items to benefit PolioPlus go to, <http://www.rotary7750.org/SilentAuction.asp>

2017 All Club Conference General Agenda

FRIDAY, FEBRUARY 3

3:00 pm Registration opens

6:00 pm Reception

7:00 pm Foundation Dinner

Speaker: Anne Matthews,
Past RI Vice-President

SATURDAY, FEBRUARY 4

7:30 am Registration opens

8:00 am Memorial Service

9:15 am General Session

Speaker: Kathryn Smith,
Author of The Gatekeeper

10:15 am Business Session

11:00 am General Session

Speaker: David Forward,
Author of Doing Good in the World

12:00 pm Buffet Lunch

PRE-PETS for Presidents-Elect and Presidents-Nominee will be held Saturday afternoon beginning at noon.

1:00 pm Breakout Session 1 (Choose one)

Diversity & Unity

How to conduct a community impact study to determine a meaningful service project

Leveraging technology & social media to grow your club

2:30 pm Breakout Session #2 (Choose one)

Stress management

Creating meaningful, engaging service projects that promote retention

Personal development, career planning & advancement

6:00 pm Networking Reception

7:00 pm Governor's Banquet

Entertainment: Hypnotist Bill Gladwell
Keynote Speaker: Jonathan Sandys,
"God and Churchill"

9:30 pm Conference Closes

THROUGH NOV. 26, WE ARE UP 60 MEMBERS FOR 2016-17.

MEMBERSHIP NOTES

Two signs of a healthy, vibrant club

BY DGE ED IRICK

Rotary Club of Greenville Evening
District Membership Chair

In previous editions of this year's newsletter, The Membership Note identified the importance of healthy, vibrant Rotary clubs. These clubs experience growth by attracting and retaining members. They are clubs whose members enjoy being a Rotarian. This is not the case in all clubs. It takes intentional strategies to build and maintain a healthy and vibrant club. Club leadership can and must set the conditions for this to occur.

There are many resources available to the club leadership that help address intentional strategies to set conditions for a healthy, vibrant club. The intentional strategies listed in the Grow Rotary Action Team, GRAT, section of the District website provide strategies that have worked for many clubs.

Also, there is a wealth of information that can be obtained from My Rotary on the RI Website. The Membership Best Practices Discussion Group is one. It can be found by following the chain My Rotary/Exchange Ideas/ Discussion Groups. I recently ran across the following discussion that addresses retention. It is copied from the website as posted.

"I don't think there is one simple answer to your question about retention of new members. Because each person's motivations, interests and preferences are different, there could be several factors for each person that are contributing to turnover. You could

assess your club against the 12 engagement factors identified by the Gallup people to see where you have strengths and weaknesses.

And/or, with new members, and each year with all members, have a one-on-one discussion asking them questions like What/how do you want to contribute this year? What do you want to get from your Rotary experience this year? What can you do to make this happen? What can we do to help you make this happen? Overall, how satisfied are you with your Rotary experience? What would it take to make this an even better year for you? What can we start doing/do more of, stop doing/do less of? And what should we continue to do?

This all gets documented and the Board tries to match people's interests to opportunities throughout the year.

Another idea would be to have exit interviews. Anytime anyone leaves ask them over a cup of coffee to learn why specifically they decided not to continue. If you explain it is for the purpose of helping the club improve, I think most people would be agreeable to this—and would probably leave them with a pretty positive impression of Rotary."

Club leadership should adopt some, if not all, of these suggestions to help set conditions for retention that are essential for a healthy, vibrant club.

Milestone: Pakistan issues stamp to commemorate The Rotary Foundation

A Rotary centennial commemorative Postage Stamp has been issued by the Pakistan Postal Services as a tribute to celebrate and recognize the services rendered by The Rotary Foundation to humanity at large for the last 100 years.

This is a milestone and unprecedented honor for the Rotary Foundation which also received "SOVEREIGN RECOGNITION" from the Islamic Republic of Pakistan.

This Commemorative Stamp has the huge potential for building the public image of Rotary International and The Rotary Foundation as it travels across the world showcasing ROTARY SERVING HUMANITY.

The stamp was designed by Rotarian Mahru Arif Ali, a member of the Rotary Club of Lahore Model Town, who is the wife of the current district governor in Pakistan.





STRENGTHEN YOUR CLUB

GRAT every Rotarian has access to materials to help grow your club

BY JOHN KIMBELL

Your Rotary District 7750 **GROW ROTARY ACTION TEAM** has a wealth of resources to apply in working with individual clubs on membership development. These resources are available to all Rotarians and clubs in the District; are comprehensive and when effectively customized, can truly make a difference in a professional approach to membership initiatives.

In particular, Strategies/Ideas for Building Rotary Membership provides a lot of substantive help. [Click here](#) to go to the Grow Rotary Action Team (GRAT) Corner. It is a part of the Information Library for 2016-17 club presidents.

One key GRAT principle is known as the 10-3-1 Rule: You need 10 suspects to develop three qualified prospects in order to secure one new member. This was developed with extensive research in the insurance industry dating back over a span of 25 years. It is still valid today in business and in Rotary. I had the good fortune to learn it in an encore career in insurance and also applied it in Rotary as a membership chair.

Every club has the ability to generate suspects and prospects. One easy way to use the GRAT tool—Who Do You Know Membership Survey—is in a club assembly. Apply what you learn to a well thought out and documented intentional strategy specific to

your club. A club assembly with 25 Rotarians present should bang out 100 suspects in 30 minutes, and the top three per member may be quite qualified.

This is akin to Value Investing which is the cornerstone of Warren Buffet's approach to his financial success. It generally involves buying securities that appear underpriced by some form of fundamental analysis. Ken Solow, a great Rotarian, former D7620 District Governor and speaker at last year's D7750 All Club Conference last year has a blog- Ken Solow's Rotary Blog , Ready, Fire, Aim. In April, 2015, he offered what Buffet would say about Rotary. In short, he would rate it a Strong Buy, while pointing to its amazing global structure, underutilized assets and that Rotary doing good in the world has huge upside potential. You can read the entire article and subscribe to his blog at www.kensolowrotary.com which is rich with many good membership articles.

John Kimbell is a member of E-Club of the Carolinas.

He is a member of the District GRAT and Rotary Leadership Institute Committee. His email is jkimbell46@gmail.com.



If you want to volunteer at the 2017 Atlanta convention

Go to <http://www.riconvention2017.org>.

Click on the Volunteer tab above right.

You will come to the Volunteer Opportunities page.

At the top is the Volunteer Registration Form.

It is a simple form to fill out and submit.



Click [here](#) or click the graphic to view a video about the Rotary International Convention that will be held in Atlanta June 10-14, 2017.

Rotary
ROCK HILL

George Rogers with Clemson's only National Winning Coach in the last 66 years, Danny Ford, standing side by side in support of our fundraiser.



Clemson fan extraordinaire DG Lance Young posing with #1 Gamecock of all time and South Carolina's only Heisman Trophy winner, George Rogers.

Carolina/Clemson TAILGATE fundraiser goes over big in Rock Hill

BY LINDSAY WALKER
Rotary Club of Rock Hill

The Rotary Club of Rock Hill's Tailgate fundraiser that was started last year as a friendly rivalry between Clemson Tigers and Carolina Gamecocks continued in 2016. The Nov.15 Ultimate Tailgate event was a fun-filled evening with an overflowing crowd of some 225 people.

Danny Ford, coach of the 1981 National Champion Clemson Tigers, was keynote speaker. Former ACC referee John Godbold, who officiated more than 300 games, including the Rose Bowl, shared some of the finer points of the sport.

Amongst our guests was the #1 Gamecock of all time, George Rogers, the only Heisman Trophy winner in South Carolina, joined by three other "Top 50 of All Time" Gamecocks and former Clemson players. We had an elite group of super football heroes all in one room. This enabled much repartee amongst the many friendly rivals which our audience loved.

Also present were a number of well-known Rock Hill high school coaches who were recently written about in the New York Times as being the best of the best for turning out professional football champions.

We had mascots Tiger and Cocky and cheerleaders from Carolina, Clemson, and Winthrop in a program that included trivia questions with prizes, live/silent auction, 50/50 raffle, football squares, and door prize.

This was a special evening for the Rotary Club of Rock Hill, one we hope to replicate to raise funds for many humanitarian projects in our local community as well as for the Honduras Water Projects. Both DG Lance Young and ADG Mary Sieck attended, as well as the presidents of the Lancaster and Chester clubs and members of the Fort Mill and Lake Wylie clubs.

The event was broadcast on our local cable channel, CN2 News, as well as by WRHI's 5 radio stations.



A group photo with everyone's fingers showing 'we are this close to wiping out Polio.'

More photos are posted on the Rotary Club of Rock Hill Facebook page with names of many who attended. The photos showed an evening of enjoyment and fundraising to be treasured by many, particularly the opportunity to meet some of these "Gridiron Greats" and take home memorable items personally signed by them.



Laurens packs bags for Thanksgiving

Laurens Rotary Club packed 66 bags of food to feed local school children over the Thanksgiving holidays. Pictured are president-elect Jaselyn Jennings, at left, and above, Darryl Floyd, Edith Davis and Phillip Bettete.

Rotary
LAURENS



A Project of the Rotary Clubs of North America

CART donations

Send your club's CART donations to:

District 7750 CART Fund
c/o Steve Black
P.O. Box 1564
Aiken, SC 29802

ROTARY FELLOWSHIPS

BY PDG BARBARA SHAYEB-HELLOU
District Chair for Rotary Fellowships

ROTARY EDUCATORS FELLOWSHIP

One of Rotary's newest Fellowships is the Rotary Educators Fellowship. And you don't have to be an educator to join. Just show that you are interested in education. Go to www.rotarianeducators.org for information. Membership is \$20 per year. or \$50 for three years; \$100 for a lifetime.

ROTARY FELLOWSHIP OF WINE APPRECIATION

If holiday festivities have taken over your life, you may want to join the Rotary Fellowship of Wine Appreciation. I joined in 2008, have been to many of their events during Rotary International Convention and have never seen anyone drink too much. We appreciate too much to abuse it.

Annual dues for the Wine Fellowship are \$25 or \$100 for a lifetime.

Because most holiday dinners call for a bird as

an entrée, the Wine Fellowship suggest the following wines.

WHITE: Reisling: spicy and sweet; Gewurtzaminer: aromatic with gusto; Sauvignon Blanc: citrus based; Pinot Grigio: capable of handling garlic & onions.

RED: Pinot Noir: subtle with earthy undertones, often mushroom inspired; Zinfandel: full bodied and intense red, stronger than pinot noir; Boujoulais Nouveau : fruity red released from France on the 3rd Thursday of November, just in time for the holidays; Sherry: chose extreme extra dry or fruity;

Tip of the month: For red wine spills, cover area with salt. Let dry. Salt absorbs wine. Then use hot water to dab the stain out. Do not rub the stain, only dab.

There will be several events at the Atlanta Convention. Date and location will be announced later.

Rotary
UNION

Union Rotarian Sammy Diamaduros welcomed Stephanie Kitchens to the club. She spoke about Union High School's cross country team that she and her husband, David, coach. Union's Cross Country course is one of the toughest courses! She brought some of the students with her.



The Rotary Club of Union is sponsoring the Meals on Wheels of Union County 'Christmas Tour of Homes' this year on Saturday, December 3 from 1pm-6pm. Tickets are \$15 for six gorgeous homes in Union!



Rotarian Pete Diamaduros welcomed Gerald Moore and Mark Carroll with SCDNR. Gerald spoke to the club about deer population and how regulated hunting is the most practical technique to help deer overpopulation. Mark educated the club on the new Deer Management Bill (454) that go in to effect on July 2017. For more information, visit www.dnr.sc.gov

Union Club hosted their Annual Low Country Boil Fundraiser on November 10th at Union's new Main Street Junction. Packed house and a lot of fun!



Rotarian Evans Crocker spoke to the Union club about chicken farms and how they are operated.



Rotarian Lewis Jeter, left, pinned Union County School Superintendent Bill Roach at his induction in to the Rotary Club of Union.

Rotarian John Fallaw welcomed David Turner to the club. David spoke about the Neighbor Helping Neighbor



program that he volunteers with. Neighbor Helping Neighbor's first project was in 1996 to fix a roof. The group meets one Saturday a month and has completed over 18 projects this year



Clover Interact hosts largest Veterans' Day event yet; Lance wears two hats

DG Lance Young was the first sitting governor to attend the annual Veterans' Day Breakfast sponsored by the Clover Interact Club.

The breakfast was held Nov. 10 at Clover High School. The Interact Club partnered with JROTC to sponsor the school's 8th annual veteran's appreciation event. This is the club's longest running and best known service project. More than 300 people attended, including at least 125 veterans, the largest attendance ever.

DG Lance, a retired colonel in the U.S. Air Force, was the speaker at the event, which included a patriotic program presented jointly by Interact members and JROTC cadets.

"Lance did an outstanding job as our keynote speaker while wearing both the hats of a Rotary district governor supporting our Interact members and as a retired Air Force Colonel for our JROTC cadets," said Jimmy Roach, a member of the Clover Rotary Club, teacher and Interact sponsor at Clover High School. "We can't

wait to host this event again next year."

Clover High School
Interact
Sponsored by Rotary Clubs
of Lake Wylie and Clover





Gaffney Rotary Club President Daryl Smith (center) presented an automated external defibrillator to Walt Griffin, Limestone College President, left, and Kelly Curtis, Limestone Vice President of Institutional Advancement, during the Tuesday, November 15, meeting of the club.



Gaffney Rotary donates AED to Limestone College

The Rotary Club of Gaffney donated an AED to Limestone College on Nov. 15.

Providing AEDs is the signature project of 7750 governor Lance Young. Rotary realizes that there is a benefit to its communities in ensuring that victims of Sudden Cardiac Arrest will have a better chance of survival if an AED is available. An AED is portable and virtually fool-proof to operate. Anyone who can listen to the automated voice instructions and press a button when indicated can operate an AED. The unit's voice tells you where to apply the shock pads and instructs you when to press the shock button if defibrillation is indicated.

The funds for the AED were generated through the club's community service initiatives.

Gaffney Rotary Club President Daryl Smith presented the AED to Limestone staff member Walt Griffin and Kelly Curtis.

(The Cherokee Chronicle, Martin, Editor and Publisher, and Rotarian.)



PANCAKES, ANYONE? - The Gaffney Rotary Club held its annual Pancake Breakfast on Saturday, Nov. 12 at Fatz Cafe in Gaffney. The event raised money for the club's Happy Feet program that provides new shoes for hundreds of local children. Shown above are the Rotarians who helped out as waiters, bus boys, etc. during the morning. *(The Cherokee Chronicle, Tommy Martin, Editor, Publisher, and Rotarian.)*

Donor Advised Funds easier than setting up a club foundation

Rotary makes it easy to support your favorite charities through a single tax-efficient account. With an initial contribution of \$10,000 and no start-up costs, a Donor Advised Fund account is a convenient and inexpensive alternative to starting a club foundation.

When a project comes along that you want to support, simply recommend a grant. Rotary

manages the investments and takes care of all of the details.

Let Rotary take care of the accounting, reporting, and other administrative tasks so that you can focus on what Rotarians do best: changing lives and making a difference.

Name 2 to 4 account advisors who will make grant and investment recommendations on behalf of the group. Since group accounts

are intended to last indefinitely, you may add or remove account advisors as needed.

Each July, the account will make a transfer to Rotary's Annual Fund in the amount of 1% of the value of the account.

Contact 7750 Foundation Chair Lorraine Angelino or call the Foundation directly if you would like more details.

Rotary Foundation named the world's outstanding foundation for 2016

BY AMELIA NELSON

7750 Polio Chair

Our Rotary Foundation was named the world's outstanding foundation for 2016 by the Association of Fundraising Professionals.

The judges cited PolioPlus as a major driver for its selection. That includes YOU—your generosity to helping eradicate polio is an important part of our Foundation receiving this honor.

As you know, this is our Centennial year-long celebration of the Foundation. Every Rotary club is asked by RI President John Germ to set a goal of at least \$2,650, a higher goal than usual in honor of the centennial and the need world-wide.

Global Polio Eradication Initiative (GPEI), of which Rotary is a Partner, is working on strengthening surveillance and immunization in Africa and East Mediterranean to ensure polio has been eradicated and immunity against the virus improves.

We still hope to complete eradication during 2017 even with the discovery of 4 polio cases in the Borno region of Nigeria. Vaccination activities continue and new

innovative technology is being used to ensure workers are getting to areas where vaccinations are most needed. This new technology is a smartphone application called Survey 123 where consultants report weekly, anywhere in the world, on their activities.

Vaccinations continue to be administered amidst insecurity. WHO, UNICEF and partners reached 1.1 million children with the oral polio vaccine in South Sudan this November. Other places with the poliovirus are in countries where conflict and lack of security make it difficult to reach children.

Because of the volunteers and committed workers, there was only 1 wild poliovirus case reported this past week. The total number for 2016 is 33 compared to 74 in 2015.



CLICK THE GRAPHIC TO GO TO THE END POLIO NOW WEBSITE FOR MORE INFORMATION ABOUT HOW CLUBS CAN HELP.

DECEMBER POLIO FUNDRAISER:

Give a gift in honor or memory of someone

We have just celebrated Thanksgiving and we have so much for which to be thankful here in our country. Now we are entering the “season of giving”. Would you like to know the joy of ending polio? Of helping provide vaccinations to families we will never meet? Of ending the fear of polio?

Then please participate in our DECEMBER POLIO FUNDRAISER. Make a donation in honor of or in memory of a loved one or someone you know who is a post-polio survivor or someone who lost their life to polio.

Let's make this season about others and help finish the eradication of polio. We are [this] close!

To make your donation and receive credit towards your Paul Harris Fellow as well as tax credit, [click here](#) to download the form.

More than

\$57,000 has

been given to polio

through November in

D7750.

We are doing great—

we just need to keep

this effort on the front

burner. The silent

auction revenue at the

All Club Conference

will also go towards

Polio.—Lance

2016-17 District 7750 Rotary Foundation Giving

through 11/27/2016 | 41.1% of year complete

Annual Fund Goal	\$402,563
	(53 of 53 – 100%)
Annual Fund Total	\$151,794
	(37.7% goal)
Annual Fund Per Capita	\$ 57.11
	(2658 members)
Endowment Fund	\$36,025
PolioPlus Goal	\$92,816
	(53 of 53 – 100%)
PolioPlus	\$36,392
	(39.2% goal)
Total Giving	\$224,211
\$0 AF Clubs	6
	(47 of 53 – 88.68%)
\$0 Polio Clubs	16
	(37 of 53 – 69.81%)
DDF Transfer – Polio	\$38,772
Major Gifts	4
Major Donors	6
	Paul Harris Fellows
115	
Bequest Society	1
Benefactors	2
EREY	884
	(2658 members – 33.26%)
Sustaining Members	432
	(2658 members – 16.25%)
Paul Harris Society Eligible	32
	(115 members – 27.83%)

All-time for District

Paul Harris Fellows	4787
Benefactors	756
Bequest Society	94
Major Donor	69
Paul Harris Society Members	115
Rotary Direct	83



This is a photo of IPDG Terry Weaver cutting the ribbon on a Rotary Foundation-funded water project in Honduras.

Honduras trip: See how our water projects transform lives

It may not change your life, but it will surely enrich your life to see what your Rotary Foundation support is doing in countries like Honduras. It's about "seeing" vs. "knowing". You cannot imagine the transformation in quality of life brought by clean water without being there and seeing it yourself.

Join Al Steele, District 7750 Water Resource Coordinator, for an enlightening trip to Honduras, March 3-11, 2017. The \$1,500 trip is inclusive of air-fare, ground transportation, hotels and most meals—you have to show up at GSP or CLT airport and the rest is taken care of. More info at: [Honduras Water Project Trip - March 3-11, 2017](#)

2016-2017 District Grant Schedule FOR DISTRICT 7750 CLUBS

March 31, 2017	Deadline for completion of District Grants and filing of final reports
April 30, 2017	Deadline for submitting 2017-18 District Grant Applications

DISTRICT FOUNDATION CHAIR

Lorraine Angelino
118 Leyland Court, Greenwood, SC 29649
864.554.0598
dg2013@rotary7750.org



7750 Membership & Attendance for October

Club	Members 7/1/2016	Current Members	Change	Meetings Held	Attend. %
Abbeville	48	48	0	4	56.00
Aiken	180	185	5	4	73.98
Aiken Sunrise	36	37	1	4	84.09
Anderson	80	75	-5	2	47.62
Batesburg-Leesville	14	15	1	3	41.67
Blacksburg	15	15	0	4	60.42
Chester	54	53	-1	4	57.99
Clemson	98	97	-1	5	58.39
Clemson-Calhoun	26	27	1	4	89.22
Clinton	28	27	-1	3	68.92
Clover	21	22	1	4	87.50
E-Club of the Carolinas	32	34	2	3	86.21
Easley	52	54	2	4	75.76
Emerald City	55	58	3	4	72.88
Fair Play	16	15	-1	4	66.60
Fort Mill	80	83	3	4	36.17
Fountain Inn	28	29	1	4	81.82
Gaffney	68	71	3	4	66.96
Golden Strip Sunrise	14	16	2	4	73.44
Greater Anderson	68	73	5	4	61.03
Greater Greer	15	14	-1	4	77.00
Greenville	261	253	-8	2	44.77
Greenville Breakfast	17	18	1	0	62.50
Greenville East	20	22	2	4	62.77
Greenville Evening	37	42	5	2	30.00
Greenwood	110	112	2	2	73.50
Indian Land	26	31	5	4	55.75
Inman	19	19	0	4	90.00
Lake Wylie	23	23	0	4	79.75
Lancaster	61	60 (Sep)	-1	0	0.00
Lancaster Breakfast	65	59	-6	3	66.29
Laurens	48	51	3	4	71.58
Mauldin	28	30	2	4	68.18
Newberry	73	75	2	2	84.00
North Augusta	21	21	0	4	68.75
North Greenville	37	37	0	4	64.75
North Spartanburg	46	46 (Sep)	0	0	0.00
Pickens	45	45 (Sep)	0	0	0.00
Pleasantburg	41	42	1	4	71.14
Rock Hill	96	99	3	2	61.45
Seneca	40	44	4	4	66.04
Seneca Golden Corner	20	21	1	4	65.48
Simpsonville	50	52	2	4	95.40
Spartan West	25	28	3	3	64.47
Spartanburg	196	193	-3	4	47.51
The Foothills	15	17	2	2	38.32
Twin City	18	19	1	4	59.72
Union	46	46	0	4	57.54
Walhalla	29	32	3	4	74.76
Westminster	38	41	3	3	67.46
Winnsboro	28	28	0	4	66.75
Woodruff	17	15 (Sep)	-2	0	0.00
York	34	35	1	4	69.00
Total	2658	2848	46	3.53	66.35%

49 of 55 clubs reporting

ALL-CLUB CONFERENCE FOUNDATION DINNER PRE-PETS Feb. 3-4 Greenville

JANUARY NEWSLETTER**Deadline****Dec. 23****(Take note of earlier
deadline than usual.)**

Send your items to newsletter editor

PDG Sue Poss**pdgsueposs@gmail.com**

Membership Champions (new members and their sponsors in October)

New Member	Club	Sponsor	Classification
Bachtel, Bruce (BRUCE)	Greenville East	Stephen Piper	Real Estate Sales
Bowers, Chris (CHRIS)	Easley	Kent E. Dykes	Emergency Services
Brackett, Thomas (TOM)	Seneca	Curtis E. Davis	
Cogdill, William Edward (EDDIE)	Batesburg-Leesville		
Couchell, Christopher James (CHRIS)	Spartanburg	Glen B. Boggs	Home Health Care
Erbskorn, Jeff M. (JEFF)	Aiken	Jerry R. Hughson	Religion-Protestantism
Fiske, Tammy Stout (TAMMY)	Greater Anderson	Michael Stephen Darby	Education
Gardner, Eugene IV (TREY)	Greenville	Stephanie Lewis, Bob Morris	Vice President
Gaston, John Neely (JOHN NEELY)	Rock Hill	Rebecca Melton	Education/Athletics
Gaston, Lee Ann (LEE ANN)	Indian Land	Babette A. Sabia	Physical Therapist
Gobbett, Joseph Jr. (JOE)	Greenville Breakfast	Tom Kedrowski	
		Vincie C. Albritton	
Goetzman, Jordan (JORDAN)	Aiken Sunrise	Steven Black	Financial Services
Grant, Nola (NOLA)	Aiken	Margaret S. Ford	Human Resources
Gulig Strong, Amy Lynn (AMY)	Lake Wylie	Mary L. Sieck	
Hinton, Zachary D (ZACHARY)	Easley	A. Grayson Kellar	Electric Coop
Koontz, Alyssa (AJ)	Greenville Evening		
Lee, Laura L (LAURA)	Greenville Evening		
Lovins, Greg (GREG)	Greenwood	Richard E. Cosentino	University - Finance
Makulinski, Rosemary (ROSEMARY)	The Foothills		
McGraw, Michael W (MIKE)	Indian Land	Bryce L Miller	Business Associate
Mitchem, Bryce (BRYCE)	Fort Mill	Roger Nelson Costner Jr	
Moorman, Andrew B. (ANDY)	Greenville	Stephanie Lewis, Jason Elliott	Law Practice
Moton, Detric (DETRIC)	Greenville Evening		
Myers, Ronald G. (RONNIE)	Fountain Inn	Emanuel Sullivan	
Payne, Catherine (CATHY)	Greenville Evening		
Payne, Jared (JARED)	Greenville Evening	Cathy Payne	
Powell, Clif (CLIFF)	Walhalla	Rosemary Bailes	
Rukat, Joe (JOE)	Walhalla	Tim Merrell	
Stiglbauer, Steve (STEVE)	Fort Mill	Michele Branning	
Taylor, John Adam (ADAM)	Greenwood	Richard E. Cosentino	Education - Admin
Thayne, Shari (SHARI)	York	Shirley C Harris	
Willard, Billy E. Jr. (BILLY)	Rock Hill	Lindsay W. Walker	Computing Services
Wood, Dave A (DAVE)	Greenville East		
Woodman, Lynn H (LYNN)	Greenville Evening	Laura Lee	
Wylie, Tripp (TRIPP)	Indian Land	Tracy Little	General Manager

OCTOBER
MEMBERSHIP **35** New Members **36** Terminated Members (3 deceased) **-1** Net Loss
 Based on information in DaCdb

Foundation and Membership pages ahead: [Check the trends](#)

Following this page are several pages of information on Foundation giving and membership trends.

**Rotary District 7750
Membership Gain & Rotary Foundation
Monthly Progress Report
November 26, 2016**

A r e a	Club	Current Members 11-26-16	Member Gain 11-26-16	AF Actual 2015-16	AF Goal 2016-17	AF Goal Shortfall vs. LY	% of AF Goal Achieved 2016-17	AF Per Capita 2016-17	AF Month	AF YTD 2016-17	Polio Actual 2015-16	Polio YTD 2016-17	Polio Per Capita 2016-17	Polio Goal 2016-17	Polio % of Goal
1	Anderson	74	-6	9,195	\$9,200		46.8%	\$54	\$0	\$4,310	\$3,976	\$915	\$11	\$2,080	44.0%
1	Clemson	96	-2	13,032	\$13,033		35.4%	\$47	\$102	\$4,608	\$1,410	\$50	\$1	\$1,500	3.3%
1	Clemson-Calhoun	28	2	2,885	\$3,510		34.9%	\$47	\$170	\$1,225	\$1,500	\$260	\$10	\$1,500	17.3%
1	Greater Anderson	74	6	12,090	\$8,700	\$3,390	56.0%	\$72	\$1,170	\$4,875	\$2,769	\$100	\$1	\$3,000	3.3%
	AG Crossie Cox	A-1 Totals	0	37,202	\$34,443	\$2,759	43.6%	\$55	\$1,442	\$15,018	\$9,654	\$1,325	\$5	\$8,080	16.4%
2	Fair Play	16	0	1,050	\$1,600		10.6%	\$11	\$85	\$170	\$75	\$583	\$36	\$1,600	36.4%
2	Seneca	45	5	8,523	\$6,880	\$1,643	16.4%	\$28	\$185	\$1,125	\$2,189	\$675	\$17	\$2,365	28.5%
2	Seneca Golden Corner	21	1	4,070	\$2,970	\$1,100	27.8%	\$41	\$360	\$825	\$713	\$315	\$16	\$720	43.8%
2	Walhalla	32	3	3,787	\$3,000	\$787	0.0%	\$0	\$0	\$0	\$15	\$0	\$0	\$1,000	0.0%
2	Westminster	41	3	8,629	\$4,500	\$4,129	99.5%	\$118	\$190	\$4,476	\$2,108	\$145	\$4	\$1,800	8.1%
	AG Frank Cox	A-2 Totals	12	26,059	\$18,950	\$7,109	34.8%	\$46	\$820	\$6,596	\$5,099	\$1,718	\$12	\$7,485	23.0%
3	Greenville	255	-6	63,375	\$59,125	\$4,250	38.2%	\$86	\$2,050	\$22,565	\$5,023	\$3,175	\$12	\$5,775	55.0%
3	Greenville Breakfast	17	0	4,641	\$4,275	\$366	44.4%	\$112	\$225	\$1,899	\$1,015	\$0	\$0	\$969	0.0%
3	Greenville East	21	1	3,624	\$2,850	\$774	0.0%	\$0	\$0	\$0	\$593	\$0	\$0	\$950	0.0%
3	North Greenville	37	0	4,552	\$4,950		42.1%	\$56	\$0	\$2,085	\$311	\$200	\$5	\$1,650	12.1%
3	Pleasantburg	42	1	7,901	\$8,000		36.6%	\$71	\$169	\$2,924	\$4,108	\$0	\$0	\$4,165	0.0%
	AG Beth Padgett	A-3 Totals	-4	84,092	\$79,200	\$4,892	37.2%	\$78	\$2,444	\$29,473	\$11,049	\$3,375	\$9	\$13,509	25.0%
4	Inman	19	0	2,700	\$2,000	\$700	5.0%	\$5	\$0	\$100	\$267	\$0	\$0	\$200	0.0%
4	North Spartanburg	46	0	7,200	\$4,900	\$2,300	10.2%	\$11	\$100	\$500	\$1,015	\$130	\$3	\$1,500	8.7%
4	Spartan West	29	4	3,814	\$3,750	\$64	66.5%	\$100	\$2,200	\$2,493	\$1,280	\$669	\$27	\$925	72.3%
4	Spartanburg	194	-2	4,245	\$12,000		9.6%	\$6	\$10	\$1,150	\$10,375	\$0	\$0	\$1,500	0.0%
	AG Pete Crandall	A-4 Totals	2	17,959	\$22,650		18.7%	\$15	\$2,310	\$4,243	\$12,937	\$799	\$3	\$4,125	19.4%
5	Blacksburg	15	0	530	\$2,550		0.0%	\$0	\$0	\$0	\$15	\$355	\$24	\$50	710.0%
5	Clover	23	2	2,445	\$6,496		17.3%	\$54	\$0	\$1,125	\$2,490	\$2,329	\$111	\$4,000	58.2%
5	Gaffney	72	4	4,544	\$5,000		16.3%	\$12	\$441	\$817	\$870	\$0	\$0	\$900	0.0%
5	York	33	-1	7,505	\$9,135		19.9%	\$54	\$0	\$1,822	\$1,500	\$280	\$8	\$1,295	21.6%
	AG Gene Moorhead	A-5 Totals	5	15,024	\$23,181		16.2%	\$27	\$441	\$3,764	\$4,875	\$2,964	\$21	\$6,245	47.5%
6	Fort Mill	84	4	24,720	\$26,000		9.7%	\$32	\$385	\$2,525	\$1,798	\$200	\$3	\$1,000	20.0%
6	Indian Land	30	4	3,390	\$2,500	\$890	38.6%	\$37	\$105	\$965	\$120	\$194	\$7	\$300	64.7%
6	Lake Wylie	23	0	2,568	\$3,250		24.6%	\$35	\$680	\$800	\$700	\$412	\$18	\$650	63.4%
6	Rock Hill	99	3	8,577	\$9,500		28.1%	\$28	\$0	\$2,670	\$100	\$2,660	\$28	\$1,800	147.8%
	AG Mary Sieck	A-6 Totals	11	39,255	\$41,250		16.9%	\$31	\$1,170	\$6,960	\$2,718	\$3,466	\$15	\$3,750	92.4%

A r e a	Club	Current Members 11-26-16	Member Gain 11-26-16	AF Actual 2015-16	AF Goal 2016-17	AF Goal Shortfall vs. LY	% of AF Goal Achieved 2016-17	AF Per Capita 2016-17	AF Month	AF YTD 2016-17	Polio Actual 2015-16	Polio YTD 2016-17	Polio Per Capita 2016-17	Polio Goal 2016-17	Polio % of Goal
7	Chester	53	-1	3,343	\$4,806		0.0%	\$0	\$0	\$0	\$1,455	\$0	\$0	\$2,484	0.0%
7	Lancaster	62	1	1,750	\$1,800		1.4%	\$0	\$0	\$25	\$570	\$0	\$0	\$500	0.0%
7	Lancaster Breakfast	63	-2	4,866	\$3,000	\$1,866	28.0%	\$13	\$0	\$840	\$700	\$2,000	\$31	\$2,100	95.2%
7	Winnsboro	28	0	3,010	\$1,450	\$1,560	106.6%	\$55	\$475	\$1,545	\$15	\$0	\$0	\$1,450	0.0%
	AG Rebecca Melton	A-7 Totals	-2	12,969	\$11,056	\$1,913	21.8%	\$12	\$475	\$2,410	\$2,740	\$2,000	\$10	\$6,534	30.6%
8	Aiken	186	6	29,419	\$19,260	\$10,159	35.6%	\$38	\$5,410	\$6,862	\$4,040	\$2,850	\$16	\$4,860	58.6%
8	Aiken Sunrise	37	1	7,352	\$6,000	\$1,352	28.3%	\$47	\$100	\$1,700	\$2,286	\$1,175	\$33	\$2,000	58.8%
8	Batesburg-Leesville	15	1	1,823	\$2,100		4.7%	\$7	\$0	\$100	\$880	\$150	\$11	\$750	20.0%
8	North Augusta	21	0	2,250	\$2,400		16.7%	\$19	\$125	\$400	\$501	\$345	\$16	\$1,000	34.5%
8	Twin City of Batesburg-Leesville	19	1	3,314	\$2,700	\$614	34.3%	\$51	\$185	\$925	\$382	\$0	\$0	\$900	0.0%
	AG Dan Rickabaugh	A-8 Totals	9	44,158	\$32,460	\$11,698	30.8%	\$37	\$5,820	\$9,986	\$8,089	\$4,520	\$17	\$9,510	47.5%
9	Abbeville	48	0	4,990	\$4,500	\$490	0.6%	\$1	\$0	\$27	\$1,115	\$0	\$0	\$1,200	0.0%
9	EClub of the Carolinas	36	4	4,593	\$4,500	\$93	55.6%	\$78	\$480	\$2,500	\$1,303	\$325	\$10	\$1,500	21.7%
9	Emerald City	58	3	27,000	\$27,100		63.1%	\$311	\$310	\$17,100	\$3,081	\$2,345	\$43	\$2,650	88.5%
9	Greenwood	112	2	11,339	\$13,225		119.4%	\$144	\$110	\$15,787	\$1,596	\$5,630	\$51	\$4,025	139.9%
	AG Lori Kent	A-9 Totals	9	47,922	\$49,325		71.8%	\$145	\$900	\$35,413	\$7,095	\$8,300	\$34	\$9,375	88.5%
10	Clinton	27	-1	8,100	\$5,700	\$2,400	14.0%	\$29	\$0	\$800	\$1,180	\$1,140	\$41	\$420	271.4%
10	Laurens	51	3	8,880	\$9,000		0.3%	\$1	\$0	\$27	\$5,060	\$0	\$0	\$5,100	0.0%
10	Newberry	73	0	14,733	\$10,800	\$3,933	66.0%	\$98	\$475	\$7,125	\$2,200	\$2,040	\$28	\$1,500	136.0%
10	Union	46	0	7,645	\$7,200	\$445	18.5%	\$29	\$235	\$1,335	\$1,950	\$75	\$2	\$2,400	3.1%
	AG Renee Stubbs	A-10 Totals	2	39,358	\$32,700	\$6,658	28.4%	\$48	\$710	\$9,287	\$10,390	\$3,255	\$17	\$9,420	34.6%
11	Fountain Inn	29	1	3,150	\$4,500		0.0%	\$0	\$0	\$0	\$40	\$0	\$0	\$500	0.0%
11	Golden Strip Sunrise	16	2	420	\$500		35.0%	\$13	\$35	\$175	\$15	\$387	\$28	\$250	154.8%
11	Mauldin	32	4	5,217	\$4,125	\$1,092	2.4%	\$4	\$0	\$100	\$1,602	\$1,375	\$49	\$1,650	83.3%
11	Simpsonville	53	3	6,519	\$7,592		33.2%	\$50	\$110	\$2,518	\$2,033	\$0	\$0	\$2,288	0.0%
11	Woodruff	15	-2	15	\$1,500		100.0%	\$88	\$0	\$1,500	\$15	\$450	\$26	\$450	100.0%
	AG Candy Surkin	A-11 Totals	8	15,321	\$18,217		23.6%	\$31	\$145	\$4,293	\$3,705	\$2,212	\$16	\$5,138	43.1%
12	Easley	54	2	8,000	\$8,400		0.0%	\$0	\$0	\$0	\$1,000	\$0	\$0	\$1,680	0.0%
12	Greater Greer	15	0	5,417	\$1,800	\$3,617	107.4%	\$129	\$0	\$1,934	\$938	\$150	\$10	\$750	20.0%
12	Greenville Evening	42	5	19,685	\$19,686		102.8%	\$547	\$255	\$20,245	\$2,963	\$1,665	\$45	\$4,070	40.9%
12	Pickens	44	-1	4,335	\$7,245		14.8%	\$24	\$50	\$1,075	\$2,051	\$593	\$13	\$2,745	21.6%
12	The Foothills	17	2	1,425	\$2,000		55.0%	\$73	\$0	\$1,100	\$15	\$50	\$3	\$400	12.5%
	AG Cathy Golson	A-12 Totals	8	38,862	\$39,131		62.2%	\$148	\$305	\$24,354	\$6,967	\$2,458	\$15	\$9,645	25.5%
	District 7750			6,229					\$0	\$0	\$401	\$0			
	Totals	2718	60	424,409	\$402,563	\$21,846	37.7%	\$57	\$16,982	\$151,794	\$85,717	\$36,392	\$14	\$92,816	39.2%

Area Summary

		Member Gain 11-26-16	AF Actual 2015-16	AF Goal 2016-17	AF Goal Shortfall vs. LY	% of AF Goal Achieved 2016-17	AF Per Capita 2016-17	AF Month	AF YTD 2016-17	Polio Actual 2015-16	Polio YTD 2016-17	Polio Per Capita 2016-17	Polio Goal 2016-17	Polio % of Goal
AG Crossie Cox	Area 1	0	37,202	\$34,443	\$2,759	43.6%	\$55	\$1,442	\$15,018	\$9,654	\$1,325	\$5	\$8,080	16.4%
AG Frank Cox	Area 2	12	26,059	\$18,950	\$7,109	34.8%	\$46	\$820	\$6,596	\$5,099	\$1,718	\$12	\$7,485	23.0%
AG Beth Padgett	Area 3	-4	84,092	\$79,200	\$4,892	37.2%	\$78	\$2,444	\$29,473	\$11,049	\$3,375	\$9	\$13,509	25.0%
AG Pete Crandall	Area 4	2	17,959	\$22,650		18.7%	\$15	\$2,310	\$4,243	\$12,937	\$799	\$3	\$4,125	19.4%
AG Gene Moorhead	Area 5	5	15,024	\$23,181		16.2%	\$27	\$441	\$3,764	\$4,875	\$2,964	\$21	\$6,245	47.5%
AG Mary Sieck	Area 6	11	39,255	\$41,250		16.9%	\$31	\$1,170	\$6,960	\$2,718	\$3,466	\$15	\$3,750	92.4%
AG Rebecca Melton	Area 7	-2	12,969	\$11,056	\$1,913	21.8%	\$12	\$475	\$2,410	\$2,740	\$2,000	\$10	\$6,534	30.6%
AG Dan Rickabaugh	Area 8	9	44,158	\$32,460	\$11,698	30.8%	\$37	\$5,820	\$9,986	\$8,089	\$4,520	\$17	\$9,510	47.5%
AG Lori Kent	Area 9	9	47,922	\$49,325		71.8%	\$145	\$900	\$35,413	\$7,095	\$8,300	\$34	\$9,375	88.5%
AG Renee Stubbs	Area 10	2	39,358	\$32,700	\$6,658	28.4%	\$48	\$710	\$9,287	\$10,390	\$3,255	\$17	\$9,420	34.6%
AG Candy Surkin	Area 11	8	15,321	\$18,217		23.6%	\$31	\$145	\$4,293	\$3,705	\$2,212	\$16	\$5,138	43.1%
AG Cathy Golson	Area 12	8	38,862	\$39,131		62.2%	\$148	\$305	\$24,354	\$6,967	\$2,458	\$15	\$9,645	25.5%
	Totals	60	418,180	402,563	\$35,028	37.7%	\$57	\$16,982	\$151,794	\$85,316	\$36,392	\$14	\$92,816	39.2%

Top Giving Clubs (Annual Fund)

Top Clubs by % of AF Goal Achieved

1	Greenwood	119%
2	Greater Greer	107%
3	Winnsboro	107%
4	Greenville Evening	103%
5	Woodruff	100%

Top Clubs by AF Per Capita

1	Greenville Evening	\$547.16
2	Emerald City	\$310.91
3	Greenwood	\$143.51
4	Greater Greer	\$128.90
5	Westminster	\$117.78

Top Clubs by Total AF Giving

1	Greenville	\$22,565
2	Greenville Evening	\$20,245
3	Emerald City	\$17,100
4	Greenwood	\$15,787
5	Newberry	\$7,125

Top Giving Clubs (Polio)

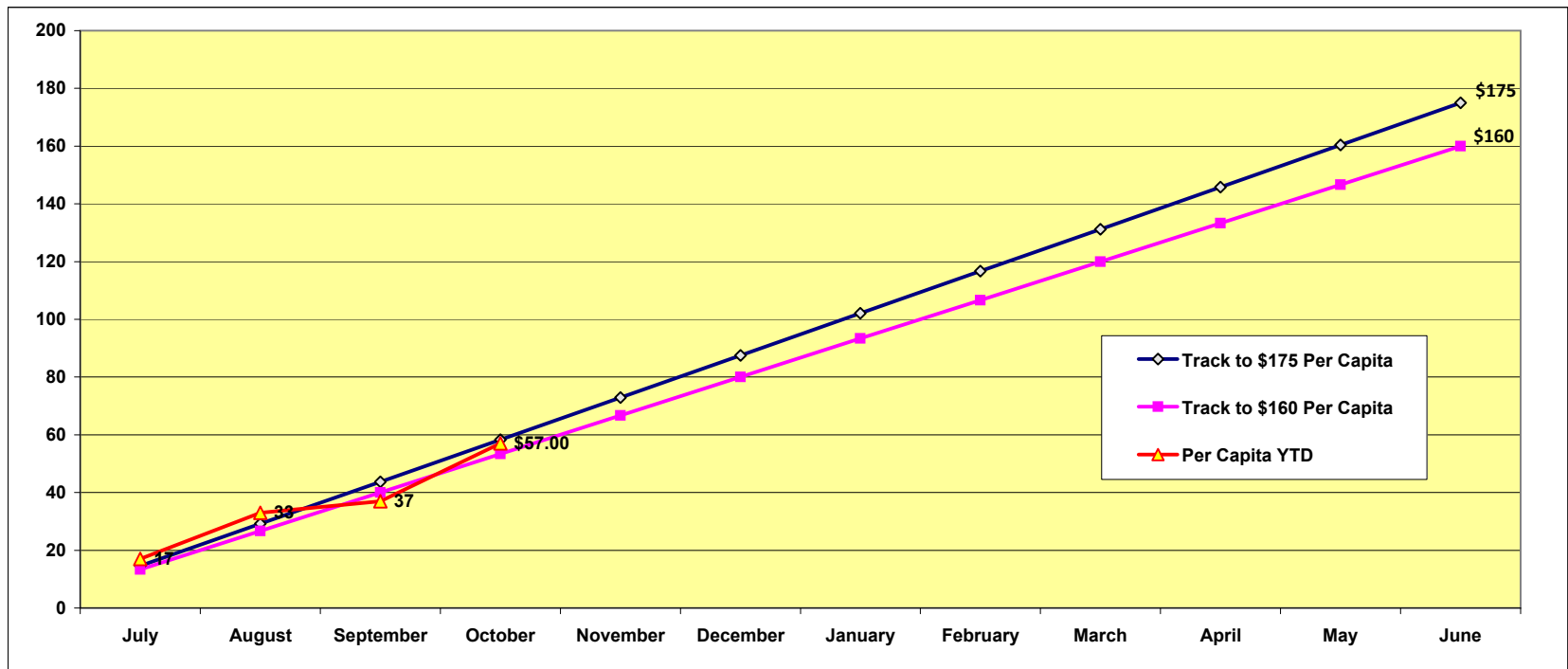
Top Clubs by % of Polio Goal Achieved

1	Blacksburg	710%
2	Clinton	271%
3	Golden Strip Sunrise	155%
4	Rock Hill	148%
5	Greenwood	140%

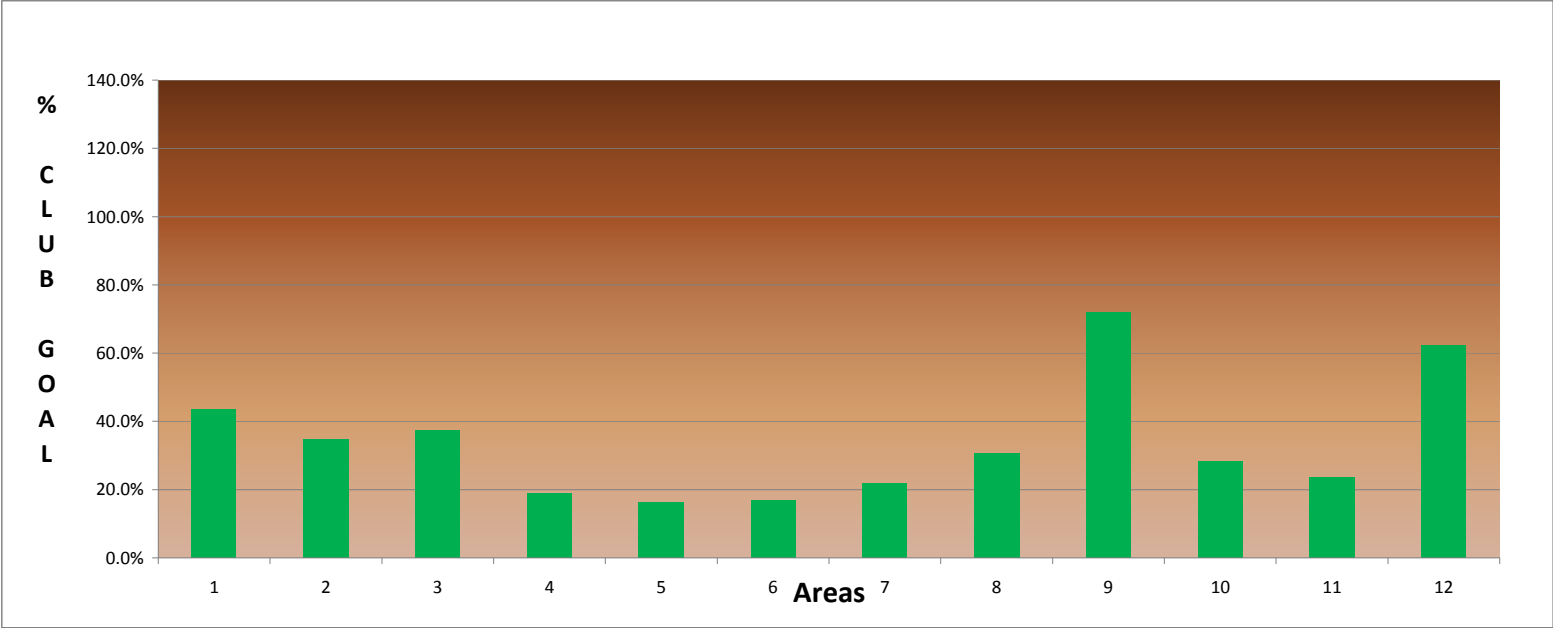
Top Clubs by Total Polio Giving

1	Greenwood	\$5,630
2	Greenville	\$3,175
3	Aiken	\$2,850
4	Rock Hill	\$2,660
5	Emerald City	\$2,345

5 Clubs have achieved 100% of their AF Goal
 6 Clubs have achieved 75% of their AF Goal
 7 Clubs have achieved 100% of their Polio Goal
 2 Clubs are over \$150 AF Per Capita
 6 Clubs are over \$100 AF Per Capita
 0 Clubs have given \$5 Total to the AF (Zero Giving)
 0 Clubs have given \$5 Total to Polio (Zero Giving)
 0 Areas have achieved 100% of their AF Goal
 0 Areas have achieved 75% of their AF Goal
 0 Areas are over \$200 AF Per Capita
 2 Areas are over \$100 AF Per Capita

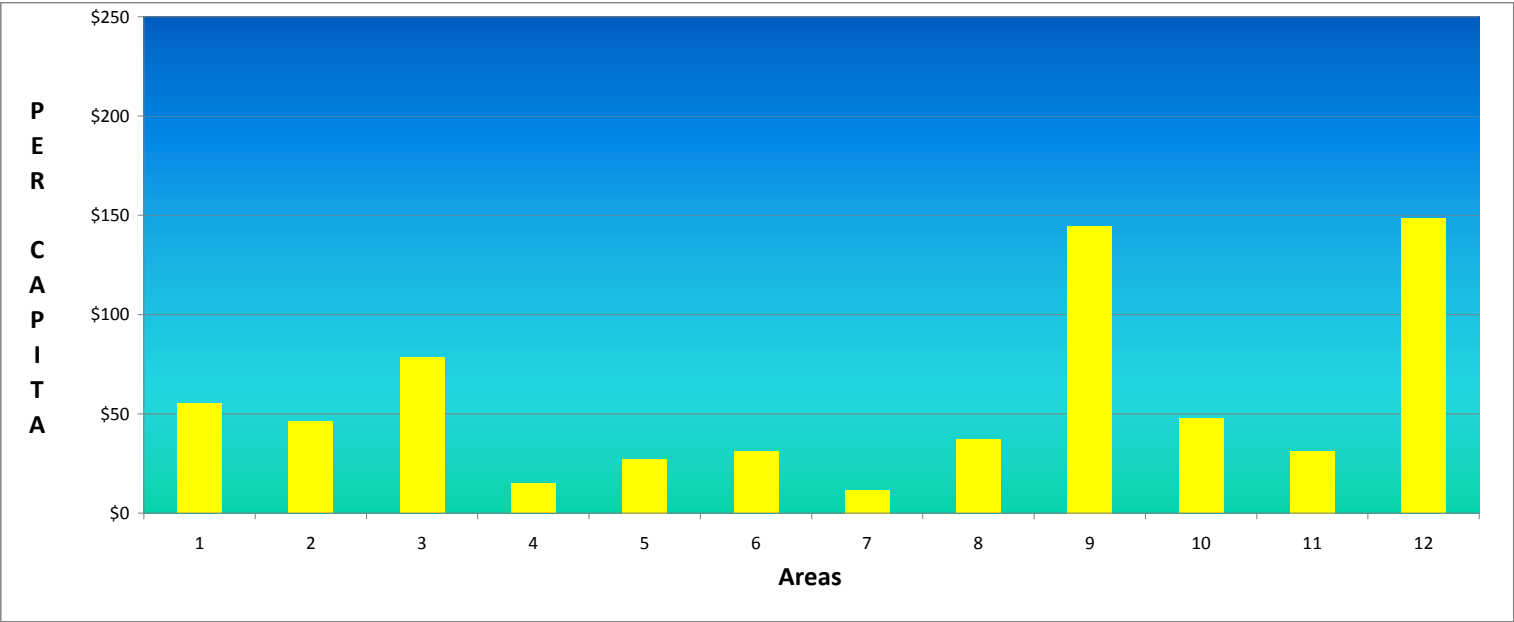


% of Club AF Goal Achieved - By Area



AF Per Capita - By Area

Goal is \$150



All Clubs Ranked by % of AF Goal Achieved

1	Greenwood	119%
2	Greater Greer	107%
3	Winnsboro	107%
4	Greenville Evening	103%
5	Woodruff	100%
6	Westminster	99%
7	Spartan West	66%
8	Newberry	66%
9	Emerald City	63%
10	Greater Anderson	56%
11	EClub of the Carolinas	56%
12	The Foothills	55%
13	Anderson	47%
14	Greenville Breakfast	44%
15	North Greenville	42%
16	Indian Land	39%
17	Greenville	38%
18	Pleasantburg	37%
19	Aiken	36%
20	Clemson	35%
21	Golden Strip Sunrise	35%
22	Clemson-Calhoun	35%
23	Twin City of Batesburg-Leesville	34%
24	Simpsonville	33%
25	Aiken Sunrise	28%
26	Rock Hill	28%
27	Lancaster Breakfast	28%
28	Seneca Golden Corner	28%
29	Lake Wylie	25%
30	York	20%

All Clubs Ranked by % of Polio Goal Achieved

1	Blacksburg	710%
2	Clinton	271%
3	Golden Strip Sunrise	155%
4	Rock Hill	148%
5	Greenwood	140%
6	Newberry	136%
7	Woodruff	100%
8	Lancaster Breakfast	95%
9	Emerald City	88%
10	Mauldin	83%
11	Spartan West	72%
12	Indian Land	65%
13	Lake Wylie	63%
14	Aiken Sunrise	59%
15	Aiken	59%
16	Clover	58%
17	Greenville	55%
18	Anderson	44%
19	Seneca Golden Corner	44%
20	Greenville Evening	41%
21	Fair Play	36%
22	North Augusta	35%
23	Seneca	29%
24	EClub of the Carolinas	22%
25	York	22%
26	Pickens	22%
27	Fort Mill	20%
28	Batesburg-Leesville	20%
29	Greater Greer	20%
30	Clemson-Calhoun	17%

31	Union	19%
32	Clover	17%
33	North Augusta	17%
34	Seneca	16%
35	Gaffney	16%
36	Pickens	15%
37	Clinton	14%
38	Fair Play	11%
39	North Spartanburg	10%
40	Fort Mill	10%
41	Spartanburg	10%
42	Inman	5%
43	Batesburg-Leesville	5%
44	Mauldin	2%
45	Lancaster	1%
46	Abbeville	1%
47	Laurens	0%
48		0%
49		0%
50		0%
51		0%
52		0%
53		0%

31	The Foothills	13%
32	North Greenville	12%
33	North Spartanburg	9%
34	Westminster	8%
35	Clemson	3%
36	Greater Anderson	3%
37	Union	3%
38		0%
39		0%
40		0%
41		0%
42		0%
43		0%
44		0%
45		0%
46		0%
47		0%
48		0%
49		0%
50		0%
51		0%
52		0%
53		0%

All Clubs Ranked by AF Per Capita

1	Greenville Evening	\$547.16
2	Emerald City	\$310.91
3	Greenwood	\$143.51
4	Greater Greer	\$128.90
5	Westminster	\$117.78
6	Greenville Breakfast	\$111.68
7	Spartan West	\$99.72
8	Newberry	\$97.60
9	Woodruff	\$88.24
10	Greenville	\$86.46
11	EClub of the Carolinas	\$78.13
12	The Foothills	\$73.33
13	Greater Anderson	\$71.69
14	Pleasantburg	\$71.32
15	North Greenville	\$56.35
16	Winnsboro	\$55.18
17	Anderson	\$53.88
18	York	\$53.59
19	Clover	\$53.57
20	Twin City of Batesburg-Leesville	\$51.39
21	Simpsonville	\$50.35
22	Aiken Sunrise	\$47.22
23	Clemson-Calhoun	\$47.12
24	Clemson	\$47.02
25	Seneca Golden Corner	\$41.25
26	Aiken	\$38.12
27	Indian Land	\$37.12
28	Lake Wylie	\$34.78
29	Fort Mill	\$31.56
30	Union	\$29.02
31	Clinton	\$28.57
32	Seneca	\$28.13
33	Rock Hill	\$27.81

All Clubs Ranked by Polio Per Capita

1	Clover	\$110.90
2	Greenwood	\$51.18
3	Mauldin	\$49.11
4	Greenville Evening	\$45.00
5	Emerald City	\$42.64
6	Clinton	\$40.71
7	Fair Play	\$36.44
8	Aiken Sunrise	\$32.64
9	Lancaster Breakfast	\$30.77
10	Newberry	\$27.95
11	Rock Hill	\$27.71
12	Golden Strip Sunrise	\$27.64
13	Spartan West	\$26.76
14	Woodruff	\$26.47
15	Blacksburg	\$23.67
16	Lake Wylie	\$17.91
17	Seneca	\$16.88
18	North Augusta	\$16.43
19	Aiken	\$15.83
20	Seneca Golden Corner	\$15.75
21	Pickens	\$13.18
22	Greenville	\$12.16
23	Anderson	\$11.44
24	Batesburg-Leesville	\$10.71
25	EClub of the Carolinas	\$10.16
26	Clemson-Calhoun	\$10.00
27	Greater Greer	\$10.00
28	York	\$8.24
29	Indian Land	\$7.46
30	North Greenville	\$5.41
31	Westminster	\$3.82
32	The Foothills	\$3.33
33	North Spartanburg	\$2.83

34	Pickens	\$23.89
35	North Augusta	\$19.05
36	Lancaster Breakfast	\$12.92
37	Golden Strip Sunrise	\$12.50
38	Gaffney	\$12.01
39	North Spartanburg	\$10.87
40	Fair Play	\$10.63
41	Batesburg-Leesville	\$7.11
42	Spartanburg	\$5.87
43	Inman	\$5.26
44	Mauldin	\$3.57
45	Abbeville	\$0.55
46	Laurens	\$0.55
47	Lancaster	\$0.41
48		\$0.00
49		\$0.00
50		\$0.00
51		\$0.00
52		\$0.00
53		\$0.00

34	Fort Mill	\$2.50
35	Union	\$1.63
36	Greater Anderson	\$1.47
37	Clemson	\$0.51
38		\$0.00
39		\$0.00
40		\$0.00
41		\$0.00
42		\$0.00
43		\$0.00
44		\$0.00
45		\$0.00
46		\$0.00
47		\$0.00
48		\$0.00
49		\$0.00
50		\$0.00
51		\$0.00
52		\$0.00
53		\$0.00

All Clubs Ranked by Total AF Giving

1	Greenville	\$22,565
2	Greenville Evening	\$20,245
3	Emerald City	\$17,100
4	Greenwood	\$15,787
5	Newberry	\$7,125
6	Aiken	\$6,862
7	Greater Anderson	\$4,875
8	Clemson	\$4,608
9	Westminster	\$4,476
10	Anderson	\$4,310
11	Pleasantburg	\$2,924
12	Rock Hill	\$2,670
13	Fort Mill	\$2,525
14	Simpsonville	\$2,518
15	EClub of the Carolinas	\$2,500
16	Spartan West	\$2,493
17	North Greenville	\$2,085
18	Greater Greer	\$1,934
19	Greenville Breakfast	\$1,899
20	York	\$1,822
21	Aiken Sunrise	\$1,700
22	Winnsboro	\$1,545
23	Woodruff	\$1,500
24	Union	\$1,335
25	Clemson-Calhoun	\$1,225
26	Spartanburg	\$1,150
27	Seneca	\$1,125
28	Clover	\$1,125
29	The Foothills	\$1,100
30	Pickens	\$1,075
31	Indian Land	\$965
32	Twin City of Batesburg-Leesville	\$925

All Clubs Ranked by Total Polio Giving

1	Greenwood	\$5,630
2	Greenville	\$3,175
3	Aiken	\$2,850
4	Rock Hill	\$2,660
5	Emerald City	\$2,345
6	Clover	\$2,329
7	Newberry	\$2,040
8	Lancaster Breakfast	\$2,000
9	Greenville Evening	\$1,665
10	Mauldin	\$1,375
11	Aiken Sunrise	\$1,175
12	Clinton	\$1,140
13	Anderson	\$915
14	Seneca	\$675
15	Spartan West	\$669
16	Pickens	\$593
17	Fair Play	\$583
18	Woodruff	\$450
19	Lake Wylie	\$412
20	Golden Strip Sunrise	\$387
21	Blacksburg	\$355
22	North Augusta	\$345
23	EClub of the Carolinas	\$325
24	Seneca Golden Corner	\$315
25	York	\$280
26	Clemson-Calhoun	\$260
27	North Greenville	\$200
28	Fort Mill	\$200
29	Indian Land	\$194
30	Batesburg-Leesville	\$150
31	Greater Greer	\$150
32	Westminster	\$145

33	Lancaster Breakfast	\$840
34	Seneca Golden Corner	\$825
35	Gaffney	\$817
36	Lake Wylie	\$800
37	Clinton	\$800
38	North Spartanburg	\$500
39	North Augusta	\$400
40	Golden Strip Sunrise	\$175
41	Fair Play	\$170
42	Inman	\$100
43	Mauldin	\$100
44	Batesburg-Leesville	\$100
45	Abbeville	\$27
46	Laurens	\$27
47	Lancaster	\$25
48		\$0
49		\$0
50		\$0
51		\$0
52		\$0
53		\$0

33	North Spartanburg	\$130
34	Greater Anderson	\$100
35	Union	\$75
36	Clemson	\$50
37	The Foothills	\$50
38		\$0
39		\$0
40		\$0
41		\$0
42		\$0
43		\$0
44		\$0
45		\$0
46		\$0
47		\$0
48		\$0
49		\$0
50		\$0
51		\$0
52		\$0
53		\$0

All Areas Ranked by % of AF Goal Achieved

1	AG Lori Kent	71.8%
2	AG Cathy Golson	62.2%
3	AG Crossie Cox	43.6%
4	AG Beth Padgett	37.2%
5	AG Frank Cox	34.8%
6	AG Dan Rickabaugh	30.8%
7	AG Renee Stubbs	28.4%
8	AG Candy Surkin	23.6%
9	AG Rebecca Melton	21.8%
10	AG Pete Crandall	18.7%
11	AG Mary Sieck	16.9%
12	AG Gene Moorhead	16.2%

All Areas Ranked by AF Per Capita

1	AG Cathy Golson	\$148.50
2	AG Lori Kent	\$144.54
3	AG Beth Padgett	\$78.38
4	AG Crossie Cox	\$55.21
5	AG Renee Stubbs	\$47.62
6	AG Frank Cox	\$46.12
7	AG Dan Rickabaugh	\$37.12
8	AG Candy Surkin	\$31.33
9	AG Mary Sieck	\$30.93
10	AG Gene Moorhead	\$27.27
11	AG Pete Crandall	\$14.84
12	AG Rebecca Melton	\$11.59

All Areas Ranked by Total AF Giving

1	AG Lori Kent	\$35,413
2	AG Beth Padgett	\$29,473
3	AG Cathy Golson	\$24,354
4	AG Crossie Cox	\$15,018
5	AG Dan Rickabaugh	\$9,986
6	AG Renee Stubbs	\$9,287
7	AG Mary Sieck	\$6,960
8	AG Frank Cox	\$6,596
9	AG Candy Surkin	\$4,293
10	AG Pete Crandall	\$4,243
11	AG Gene Moorhead	\$3,764
12	AG Rebecca Melton	\$2,410