



7750

ROTARY INTERNATIONAL

JANUARY is Vocational Service Month.



District Governor

TERRY WEAVER

DG2015@Rotary7750.org
864 275-3796
18 Pristine Dr.
Greer, SC 29650



A ROTARY CLUB'S
LONG-TERM SECURITY
DEPENDS UPON
A CULTURE OF
SUSTAINABILITY



Rita Yarbrough, Rotary Club of Newberry, has been selected as our District Governor Nominee Designate. She will serve as governor in 2018-19 following Lance Young and Ed Irick. More about Rita in later newsletters.

Give the gift of Rotary

BY DG TERRY WEAVER

January is Vocational Service month on the Rotary calendar. Rotary is one of the few organizations in the world that recognizes and promotes serving your community through your vocation. For most of us, our everyday jobs and businesses provide service to others, while at the same time providing income and an ethical workplace for our employees and co-workers. I encourage your club to explore a new or expanded Vocational Service project.

“How can my club take on another project?” or “How can we pay for that?”, you might ask. During my official visit to your club, I suggested that rather than all working harder and giving more to expand our community service footprint, we could bring some more Rotarians onboard to help. A project applying your members’ vocational skills might really resonate with a prospective member.

Here’s a sneak preview of one segment of our upcoming Mid-Year Assembly. The great news? In aggregate, clubs across District 7750 are growing their membership, averaging a net gain at mid-year of almost 1 member per club.

The only trouble with that great news is the “in aggregate” part. We have a small number of clubs with net membership loss for the year, and several clubs at zero membership gain. If yours is one of those clubs, it may be time to reassess the strategies you’ve tried so far and revisit some *Intentional Strategies/Ideas for Building Rotary Membership*. Other clubs are growing, and yours can, too. Remember that the *Grow Rotary Action Team* is available on request to help your club with membership ideas and strategies that work.

If your club is growing, it’s time to double down on what’s been working to make sure you finish the year strong on membership. Members do resign for a variety of reasons, and it’s important to have an ongoing process for finding prospects and inviting them to become Rotarians.

The really great news is that our smaller clubs are gaining ground, compared to prior years. Of a dozen clubs that have net membership loss at mid-year, only two are under 25 members. This is huge forward progress for clubs that are working to get themselves above the important critical mass threshold of 25 members.

[MORE ABOUT MID-YEAR ASSEMBLY ON PAGE 7.](#)

Rotary VOCATIONAL SERVICE

Ways to include Vocational Service in your club’s work

Student mentorship projects such as shadowing days

Career Roundtables between high school students and Rotarians

Science Fairs

Classification Talks, where members give an overview of their business or profession

Be a gift to someone in your community—invite them to join your Rotary club.

Sustainability—A Rotary club's long-term security

BY DG TERRY WEAVER

The fourth leg of the club planning stool is sustainability—Identifying and developing future club leaders, and most importantly, recognizing that it takes some time to do that. We need club leaders as committee chairs, board members and, yes, Presidents.

There's a practical return on the investment side to this, as well. Leadership in a volunteer organization exercises and develops effective leadership skills that will pay off at work and in other parts of life. Rotarians can not only serve their clubs as president, but also benefit personally by the training and experience they get before and during that role.

There's a stepwise process toward a set of "readiness" criteria for a successful year as President. A club should be thinking about some experience qualifications for becoming President-elect (PE), such as:

- PE has been on the Board at least 2 years before taking office
- PE has been in Rotary at least 4 years before taking office
- PE has been to multiple District events (particularly All Club Conference) before taking office
- PE has completed RLI before taking office

PE has been to Pre-PETS and PETS as President Nominee (the year before becoming President-elect).

I'm thinking that many Rotarians don't appreciate the leadership development opportunities right in front of them. **Leadership in a Rotary club builds skills and confidence that helps Rotarians in their businesses, families, communities and churches.**

Let's give more members, particularly those earlier in their careers, the opportunity to build and develop their leadership skills within a Rotary club.

Public Image: New Year, new access

BY BRAD MAJORS, BPSMAJORS@GMAIL.COM
7750 PUBLIC IMAGE CHAIR

Your District Public Image Committee meets on a monthly basis to discuss ways we can help your club increase its presence and awareness in your communities. Earlier this year, we asked club presidents to complete a survey to get input on how we can be a better resource to you. As a result, we have started a library of documents that you can access via Google Docs. The purpose of this repository is to make resources easily accessible for you and your club. We will include tip sheets for writing press releases, ideas for increasing your public image, best practices when engaging in social media for your club, and more. Want to see something we haven't mentioned? Let us know.



Group of children responding to teacher in the library classroom.



While eClub of the Carolinas co-president PDG Gary Goforth was in Cange recently, he inducted two new eClub members: Jackie Williams and Marie Flore Chipps. From Greenville, Jackie has worked with D7750 on its various Haiti projects for more than 20 years.



Rotary
ECLUB OF THE CAROLINAS

eClub of the Carolinas helps with projects in Haiti

BY JAMES DODMEAD

Rotary eClub of the Carolinas members Dianne Clarke-Kudless and PDG Gary Goforth have teamed up to help the Partners in Literacy Haiti (PILH) project. The D7750 project has established a small facility to improve literacy in Cange, Haiti. With no libraries in the schools, public or private anywhere near Cange, this important community literacy initiative has made a great difference in this community. Although the literacy rate is about 55%, local community leaders, parents, Episcopal Church and children have actively supported this volunteer effort.

Now that a library has been established, there is a need to ensure that it grows. Cange librarian Maradonna Pierre, assisted by a community board including eClub members Jackie Williams and Marie Flore Chipps, works



with the PILH leaders in Greenville. Today the library has a good base of English/French/Creole books for children, computer laboratory, secure library facility for community classes in English and training classes for the nearby hospital staff.

During Gary's October visit to Haiti, a meeting was held with the

Before his trip to Cange, Gary led a medical team that saw about 1,200 patients in the area around Port-au-Prince.



A point of particular pride of the Cange Library project is the acceptance of Malachi St. Jean and Raoul Joseph Fritz, both students of Cange, Haiti and active supporters of the Cange Haiti library project who have started at the Notre Dame Medical School program in Haiti. This is just another outcome made possible by the PILH project. These students will serve as a powerful motivator for children in the Cange community.

Rotary eClub of the Carolinas and the Cange Library Board. In the first hour, eClub members learned about the project history. Rotary eClub co-president, Patrick Stewart welcomed the new members via video conference. In attendance were 20 individuals from eClub and Cange Library Board.

While in Cange, Gary visited the Cange Library, the local Artisan House run by newly inducted Rotarian Jackie Williams, medical facilities and the future location of the Cange Library, the Mirebalais Hospital and the Cange Technical School.

Due to the success of the PILH project and recognizing the literacy needs of the community, land was donated to build an expanded community library. Pleasantburg Rotarians Sara Mansbach, PILH Board, Cange Library Board and Rotarians Jackie Williams and Marie Flore Chipps will lead this initiative including the land donation and supporting volunteer efforts for architectural design and community planning.

To learn more about the Cange Community Library expansion and the District 7750 Cange Library Project, you may **view short video programs** located on the eClub website and use them for Rotary meeting discussion.



Current Inbound Rotary Youth Exchange Students (L to R) Charlotte Maes (France), Benedetta Serra (Italy), Iva Kucerova (Slovakia) and Etta Chang (center front- Taiwan)

Youth Exchange students help Cange Library (Interactors pitch in too)

BY JACK NEWBY, 7750 YOUTH EXCHANGE CHAIR

District Youth Exchange students took the lead in securing more than \$1,000 of games, puzzles, books, and craft supplies to help support the Cange Library in Haiti.

The project was initiated after Pleasantburg Rotarian Sara Mansbach, 7750 chair of the Cange Library Project, spoke to the Rotary Club of Laurens. After the presentation, the need for books and supplies to help the library was evident to Rotarian Terri Cvetko. She saw an opportunity to engage our youth exchange


students in cooperation with Interact clubs and schools to collect materials.

The effort resulted in hundreds of items that can be used to further the education of the children living in the community. The library serves 3,900 students and 12,000 adults. Patrons walk and drive for miles to use the facility.

(L to R) Charlotte Maes, Iva Kucerova, Kelsey Ramey, Alec Hyrnda, Etta Chang, Maddy Lee, Benedetta Serra, and future Rotary Youth Exchange student, Erika Rodriguez, sponsored by the Rotary Club of Laurens.



West-Oak High School Interact Co-President Kelsey Ramey stacking Haitian library supplies with Youth Exchange student Charlotte Maes (France), hosted by the Rotary Club of Pleasantburg.



West-Oak High School Interact member and future Rotary Youth Exchange student Maddy Lee walks to get another load of supplies while Co-President Alec Hyrnda sorts games. In the background is RYE student Benedetta Serra (Italy), hosted by North Greenville.



Rotary



GOLDEN CORNER

John Martin, center, executive director and curator for the Lunney Museum in Seneca, is the newest member of the Golden Corner Rotary Club of Seneca. John received his Rotary pin from club member Lorraine Harding, while club president Eddie Perry, right, leads the induction ceremony.



Rotary



UNION

Rotarian Wayne Cooke spoke to the club about "In the Weekly Life of a Minister" and the renovations going on at Covenant Baptist Church, where he is the preacher.

Randy "Chump" Hanvey teaches "Gateway to Technology" at Sims Middle School. GTT focuses on teaching students how to use engineering skills thru design, modeling, automation, and robotics. The class starts students at the middle school age to prepare them for future opportunities out of high school. Pictured with him is Rotarian Mickey Connelly.



UPCOMING D-7750 Events

January 30, 2016	Greenwood	Mid-Year Assembly/Pre-PETS/Leadership Workshops (required for PEs & AGs)
Feb. 15-20, 2016	Haiti	Trip to visit projects in Haiti
Feb. 19, 2016	Greenville	PolioPlus Fundraiser at Swamp Rabbits Hockey Game
Feb. 20-27, 2016	Honduras	Honduras Water Project Dedication Trip
March 12, 2016	Greenwood	Rotary Leadership Institute (RLI)
March 17-19, 2016	Greensboro, NC	Presidents-Elect Training Seminar (PETS), required for PEs & AGs
April 22-24, 2016	Greenville	All Club Conference for District 7750 Rotarians
May 29 - June 1, 2016	Seoul	International Convention in Seoul, Korea
June 23, 2016	Greenville	Awards & Installation Banquet



CART resolutions to help cure Alzheimer's

- For your birthday, ask your friends to donate to Coins for Alzheimer's Research Trust as your gift.
- When your friends learn that 100% of their donation will go to cutting edge Alzheimer's research...well, your friends may become friends of CART.
- Use your 2016 birthday to invite your friends to **cure Alzheimer's disease** with Rotary District 7750 and The CART Fund.

Life in the Carolinas features CART

BY BARBARA IVEY, ROTARY CLUB OF LAKE WYLIE
7750 CART CHAIR

As Coins for Alzheimer's Research Trust (CART) celebrates its 20th year, it has been featured in a segment of Carl White's Life in the Carolinas: "Remembering No More: A Story of Change – Life in the Carolinas Alzheimer's Special."

This episode shines a spotlight on some of the unique aspects of the CART Fund. Front and center is CART's role in funding cutting-edge, innovative Alzheimer's research projects. This approach distinguishes CART from other funding sources that tend to favor established projects and labs.

Featured in this episode is CART Founder Roger Ackerman. Roger encountered Alzheimer's disease first hand during his mother-in-law's 18-year journey with the disease. Her suffering inspired Roger to explore ways to accelerate a cure for Alzheimer's. Roger convinced his fellow members of the Sumter Rotary Club to empty their pockets of spare change at weekly meetings to fund

cutting-edge Alzheimer's research.

With Roger's effort, the outpouring of donations in Sumter soon spread throughout District 7770, and then to neighboring Rotary Districts. Today 14 Districts and a number of individual clubs support The CART Fund.

During the show, keep your eyes open for a brief walk-and-talk with Bill Shillito the Executive Director of The CART Fund. Bill was the driving force behind this film project as well as its sneak preview at the Zone 33-34 Institute in October 2015.

Several of CART's grant recipients are also featured in this segment including Allan Levey of Emory University, Ben Bahr of UNC Pembroke and Erik Musiek of Washington University, St Louis MO.

Carl White's Life in the Carolinas www.lifeinthecarolinas.com is an Emmy nominated and award winning TV show in its seventh season. This segment first aired November 21, 2015.

Click on the photo above to watch the video.

Rotary Has Heart projects this quarter

(Let DG Terry know about your project)

If you're doing a project during the first quarter, please tag it as a Rotary Has Heart project. You do not have to organize a specific project in order to get zone credit for participating in Rotary Has Heart. Let DG Terry know what your project was and what publicity you received. Each Governor in Zone 33 will select what he or she considers to be the best Rotary Has Heart community service project with related publicity in his or her district for Zone recognition.



MID-YEAR ASSEMBLY

Pre-PETS | Club Leadership Workshop

**Saturday, January 30, 8:30 am
Greenwood**

Piedmont Technical College
James C. Medford Family Event Center
620 North Emerald Road in Greenwood
www.ptc.edu

Agenda

2015-2016 Mid-Year District Progress Update — Membership, Rotary Foundation, CART, and more

Leadership Workshop — Open to everyone, particularly valuable to club officers, directors, committee chairs and other club leaders.

Last year's attendees said:

"Very good coaching for my Rotary club and my business"

"Skills and tools I can use in many settings"

"Relevant to life, work, and Rotary"

Pre-PETS (breakout) — Open to everyone, required for Presidents-Elect and recommended for Presidents-Nominee

Secretary Training (breakout)

Treasurer Training (breakout)

Global & District Grants Certification (breakout)

Register NOW for Mid Year Assembly, Pre-PETS, Club Leadership Workshop. Login to DaCdb through our website.



Rotary 

**ALL CLUB CONFERENCE
FOR DISTRICT 7750
APRIL 22-24, 2016
GREENVILLE HYATT**

Rotary Leadership Institute

Zone 33 Divison

Spring 2016 Calendar (events closest to us)

Saturday, Feb. 20, 2016 Charleston, SC

Saturday, Mar. 12, 2016 Greenwood, SC

Saturday, Apr. 2, 2016 Mooresville, NC

Saturday, Apr. 23, 2016 Columbia, SC

CLICK TO REGISTER FOR ANY OF THESE EVENTS.

Rotary



7750 Membership & Attendance for November

Club	Members 7/1/2015	Current Members	Change	Meetings Held	Attend. %
Abbeville	44	45	1	3	56.00
Aiken	176	181	5	5	77.58
Aiken Sunrise	41	41	0	3	89.29
Anderson	81	81	0	2	47.10
Batesburg-Leesville	14	15	1	4	85.71
Blacksburg	10	10	0	4	59.38
Chester	52	54	2	4	50.24
Clemson	89	93	4	4	70.76
Clemson-Calhoun	24	25	1	3	78.79
Clinton	29	31 (Oct)	2	0	0.00
Clover	24	24	0	3	75.00
E-Club of the Carolinas	26	27	1	4	74.07
Easley	53	52	-1	4	77.32
Emerald City	55	55	0	4	77.73
Fair Play	12	14	2	3	71.40
Fort Mill	74	79	5	3	41.86
Fountain Inn	37	35	-2	4	71.01
Gaffney	62	63	1	4	67.17
Golden Strip Sunrise	14	14	0	3	71.43
Greater Anderson	60	63	3	3	70.56
Greater Greer	15	15	0	4	78.00
Greenville	275	262	-13	2	57.59
Greenville Breakfast	18	20	2	2	80.00
Greenville East	21	25	4	5	55.08
Greenville Evening	34	39	5	1	62.00
Greenwood	107	117	10	2	73.12
Indian Land	34	28	-6	4	75.89
Inman	20	20	0	4	60.00
Lake Wylie	20	24	4	4	78.16
Lancaster	67	64	-3	3	68.00
Lancaster Breakfast	67	60	-7	3	64.71
Laurens	49	49	0	3	77.37
Mauldin	29	29	0	4	79.38
Newberry	70	76	6	2	78.00
North Augusta	15	16	1	3	62.22
North Greenville	36	36	0	3	67.42
North Spartanburg	45	47	2	5	93.43
Pickens	43	45	2	3	81.67
Pleasantburg	41	42	1	3	78.90
Rock Hill	103	102	-1	2	57.94
Seneca	38	41	3	3	64.41
Seneca Golden Corner	20	18	-2	3	72.55
Simpsonville	47	47	0	3	97.06
Spartan West	25	25	0	3	72.00
Spartanburg	187	190	3	4	47.52
The Foothills	16	17	1	2	55.88
Twin City	15	17	2	3	73.47
Union	47	50	3	4	57.14
Walhalla	33	34	1	2	63.38
Westminster	35	38	3	3	82.00
Winnsboro	34	32	-2	4	86.75
Woodruff	15	16	1	2	56.00
York	32	34	2	3	75.40
Totals	2630	2677	47	3.23	70.09%
53 of 54 clubs reporting					



This is the correct Rotary logo. It, and other approved versions, can be found easily at **BRAND CENTER**, <https://brandcenter.rotary.org>. You can see it used throughout this newsletter with club names. If your club is still using the old blue and gold logo, please update your materials to the current Rotary branding guidelines.

ROTARY GLOBAL REWARDS

Rotary Global Rewards is a new member benefit program designed to make membership even more rewarding for Rotarians. This program includes discounts on products and services such as travel, car rentals, hotels, dining and entertainment. It's our way of giving back to those who give so much.

[See the discounts](#)

[Learn more about the program](#)

[Visit the Member Center](#)

Rotary Global Rewards: the good you do comes back to you.

FEBRUARY NEWSLETTER

Deadline

Jan. 27

Send your items to newsletter editor

PDG Sue Poss

pdgsueposs@gmail.com

Membership Champions (new members and their sponsors in November)

New Member	Club	Sponsor	Classification
Blackwood, Kenneth C. (KENNY)	Spartanburg	James G. Mack	Public School Administration
Bohonak, Noni (NONI)	Lancaster	Bobby Colins	
Brown, Matthew S (MATT)	Greenville	Wade Kolb, Don Koonce	Attorney
Caicedo, Luis (LUIS)	Greenville	Melanie Bargar, Maria Ahn	Financial Sales Manager
Carter, Sara (SARA)	Greenville Breakfast	Alecia E. Brewster	
Coffey, Kenneth R. II (KEN)	Greenwood	James A. Pfeiffer	Hospitals - Administration
Cope, Mark (MARK)	Anderson	Robert Austin	Recycling
Davidson, John C. (JOHN)	Greenwood	Jonathon C. Scott	Medical Supplies - Sales
Ellenburg, William Scott (SCOTT)	Pickens	Nath Briley	Banking Retail
Fenske, Grace (GRACE)	Greenville Evening		
Green, Alvin L Sr. (AL)	Greenwood	Charles J. Rogers	Retired Pastor
Gregorie, W. Douglas III (DOUG)	Aiken		Horticulture-Marketing
Howell, Paul (PAUL)	Greenville	Don Koonce, Stephanie Lewis	Constituent Services
Kohn, Joanna Leigh (JOANNA KOHN)	Lake Wylie		Hospital Liaison
Lapin, Jeffrey Jerome (JEFFREY)	Clemson		
Merritt, Terry W. (TERRY)	Mauldin	Ralph Samuel Crawley	Retired
Morris, Dylan (DYLAN)	Greenville Breakfast		
Parker, Diana M. (DIANA)	Greater Greer		Education
Prachar, Mike (MIKE)	Greenville Breakfast	Dave Brenner	
Selden, Susan Johnson (SUSAN)	Aiken	Sharon L. Rodgers	Social Agency-Welfare
Smalls, John E. (JOHN)	Winnsboro	Vernon Kennedy Sr.	Hospitality/Event Planning
Smith, Richard L (RICHARD)	Chester	Debbie Parsons	
Tanner, Francie (FRANCIE)	Greenville	Elizabeth Lyons, Judith Prince	Information Technology
Trinkl, Sara Grace (SARA)	Pickens	Chris Wyatt	Non-Profit Organization
von Kaenel, Thomas (TOM)	Clemson-Calhoun		Professional Business Consultant
Walker, Julia A. (JULIA)	Aiken	Charles Hartz	Accounting
Warren, Jason (JASON)	Greenville	Chuck Welch, David Carfolite	Education
Williams, LaTanya R (LATANYA)	Chester	James W. Fuller	Tax Preparer
Yaksich, Joseph (JOSEPH)	Clemson		
Yaksich, Marjorie (MARJORIE)	Clemson		

FOUNDATION AND MEMBERSHIP PAGES AHEAD: Check the trends

Following this page are several pages of information on Foundation giving and membership trends.

Rotary District 7750
Membership Gain & Rotary Foundation
Monthly Progress Report

A r e a	Club	Current Members 12/26/2015	Member Gain 12/26/2015	AF Actual 2014-15	AF Goal 2015-16	% of AF Goal Achieved 2015-16	AF Per Capita 2015-16	AF MONTH	AF YTD 2015-16	Polio Total 2014-2015	Polio YTD 2015-16	Polio Per Capita 2015-16	Polio Goal 2015-16	Polio % of Goal
1	Anderson	78	-3	9,127	\$12,500	10.5%	\$16	\$10	\$1,310	\$1,839	\$130	\$2	\$3,200	4.1%
1	Clemson	93	4	6,470	\$4,875	130.8%	\$72	\$565	\$6,378	\$1,400	\$285	\$3	\$1,000	28.5%
1	Clemson-Calhoun	26	2	2,988	\$3,600	24.3%	\$36	\$105	\$875	\$1,840	\$860	\$36	\$1,500	57.3%
1	Greater Anderson	64	4	6,003	\$5,650	45.8%	\$43	\$1,085	\$2,590	\$3,000	\$0	\$0	\$2,000	0.0%
	AG Crossie Cox	A-1 Totals	7	24,588	\$26,625	41.9%	\$44	\$1,765	\$11,153	\$8,079	\$1,275	\$5	\$7,700	16.6%
2	Fair Play	14	2	1,170	\$1,100	18.2%	\$17	\$0	\$200	\$10	\$0	\$0	\$100	0.0%
2	Seneca	42	4	5,236	\$6,700	89.7%	\$158	\$2,085	\$6,007	\$1,840	\$670	\$18	\$1,700	39.4%
2	Seneca Golden Corner	19	-1	2,350	\$3,120	41.3%	\$65	\$430	\$1,290	\$247	\$352	\$18	\$640	55.0%
2	Walhalla	34	1	975	\$12,400	22.5%	\$84	\$1,100	\$2,787	\$120	\$0	\$0	\$25	0.0%
2	Westminster	38	3	5,037	\$4,000	86.0%	\$98	\$140	\$3,440	\$1,150	\$1,035	\$30	\$1,750	59.1%
	AG Steve Bahan	A-2 Totals	9	14,767	\$27,320	50.2%	\$99	\$3,615	\$13,724	\$3,367	\$2,057	\$15	\$4,215	48.8%
3	Greenville	265	-10	57,912	\$48,450	64.5%	\$114	\$2,893	\$31,264	\$5,300	\$2,470	\$9	\$5,000	49.4%
3	Greenville Breakfast	19	1	4,917	\$3,100	29.6%	\$51	\$0	\$917	\$10	\$0	\$0	\$900	0.0%
3	Greenville East	25	4	3,837	\$4,850	40.7%	\$94	\$100	\$1,975	\$1,150	\$205	\$10	\$1,100	18.6%
3	North Greenville	36	0	3,560	\$4,400	73.8%	\$90	\$285	\$3,245	\$1,010	\$56	\$2	\$1,850	3.0%
3	Pleasantburg	41	0	6,889	\$4,600	120.4%	\$135	\$2,594	\$5,540	\$3,202	\$250	\$6	\$2,200	11.4%
	AG Beth Padgett	A-3 Totals	-5	77,115	\$65,400	65.7%	\$110	\$5,872	\$42,941	\$10,672	\$2,981	\$8	\$11,050	27.0%
4	Inman	20	0	2,100	\$2,850	1.8%	\$3	\$0	\$50	\$10	\$0	\$0	\$1,000	0.0%
4	North Spartanburg	47	2	3,545	\$8,250	12.1%	\$22	\$0	\$1,000	\$1,309	\$0	\$0	\$2,750	0.0%
4	Spartan West	24	-1	3,953	\$4,200	75.0%	\$126	\$775	\$3,150	\$792	\$775	\$31	\$1,400	55.4%
4	Spartanburg	190	3	5,180	\$18,250	1.7%	\$2	\$10	\$310	\$10,263	\$1,130	\$6	\$9,000	12.6%
	AG Franca Meloncelli	A-4 Totals	4	14,778	\$33,550	13.4%	\$16	\$785	\$4,510	\$12,374	\$1,905	\$7	\$14,150	13.5%
5	Blacksburg	10	0	10	\$2,300	23.0%	\$53	\$0	\$530	\$10	\$0	\$0	\$50	0.0%
5	Clover	23	-1	3,772	\$6,000	17.9%	\$45	\$0	\$1,075	\$3,081	\$1,075	\$45	\$4,000	26.9%
5	Gaffney	63	1	3,733	\$3,450	16.1%	\$9	\$84	\$554	\$100	\$160	\$3	\$100	160.0%
5	York	34	2	7,129	\$7,200	68.8%	\$155	\$3,118	\$4,956	\$1,174	\$630	\$20	\$1,500	42.0%
	AG Gene Moorhead	A-5 Totals	2	14,644	\$18,950	37.5%	\$56	\$3,202	\$7,115	\$4,365	\$1,865	\$15	\$5,650	33.0%
6	Fort Mill	79	5	20,576	\$18,000	29.9%	\$73	\$85	\$5,381	\$1,852	\$0	\$0	\$2,000	0.0%
6	Indian Land	28	-6	1,515	\$4,001	30.5%	\$36	\$45	\$1,220	\$285	\$0	\$0	\$300	0.0%
6	Lake Wylie	24	4	2,712	\$3,000	19.4%	\$29	\$0	\$583	\$542	\$125	\$6	\$700	17.9%
6	Rock Hill	102	-1	5,624	\$8,020	29.3%	\$23	\$0	\$2,352	\$1,711	\$30	\$0	\$2,550	1.2%
	AG Chad Bordeaux	A-6 Totals	2	30,427	\$33,021	28.9%	\$41	\$130	\$9,536	\$4,390	\$155	\$1	\$5,550	2.8%

A r e a	Club	Current Members 12/26/2015	Member Gain 12/26/2015	AF Actual 2014-15	AF Goal 2015-16	% of AF Goal Achieved 2015-16	AF Per Capita 2015-16	AF MONTH	AF YTD 2015-16	Polio Total 2014-2015	Polio YTD 2015-16	Polio Per Capita 2015-16	Polio Goal 2015-16	Polio % of Goal
7	Chester	52	0	3,800	\$3,250	0.0%	\$0	\$0	\$0	\$150	\$1,220	\$23	\$1,500	81.3%
7	Lancaster	66	-1	1,738	\$5,704	1.8%	\$1	\$0	\$100	\$510	\$30	\$0	\$1,500	2.0%
7	Lancaster Breakfast	60	-7	2,665	\$9,850	5.4%	\$8	\$113	\$533	\$10	\$100	\$1	\$1,500	6.7%
7	Winnsboro	31	-3	1,545	\$5,550	53.2%	\$87	\$10	\$2,955	\$250	\$0	\$0	\$1,500	0.0%
	AG Rebecca Melton	A-7 Totals	-11	9,748	\$24,354	14.7%	\$16	\$123	\$3,588	\$920	\$1,350	\$6	\$6,000	22.5%
8	Aiken	179	3	21,039	\$29,500	59.9%	\$100	\$7,292	\$17,678	\$3,853	\$3,790	\$22	\$9,500	39.9%
8	Aiken Sunrise	41	0	5,490	\$10,839	18.2%	\$48	\$0	\$1,975	\$2,946	\$1,850	\$45	\$2,300	80.4%
8	Batesburg-Leesville	14	0	2,010	\$1,800	1.3%	\$2	\$0	\$23	\$1,382	\$880	\$63	\$600	146.7%
8	North Augusta	17	2	2,308	\$2,200	15.9%	\$23	\$85	\$350	\$760	\$250	\$17	\$500	50.0%
8	Twin City of Batesburg-Leesville	17	2	2,935	\$1,862	29.1%	\$36	\$85	\$541	\$500	\$0	\$0	\$750	0.0%
	AG Dan Rickabaugh	A-8 Totals	7	33,782	\$46,201	44.5%	\$79	\$7,462	\$20,567	\$9,441	\$6,770	\$26	\$13,650	49.6%
9	Abbeville	45	1	4,018	\$6,450	7.8%	\$11	\$0	\$500	\$10	\$0	\$0	\$1,075	0.0%
9	EClub of the Carolinas	30	4	4,879	\$6,600	36.6%	\$93	\$1,013	\$2,413	\$2,380	\$688	\$26	\$2,500	27.5%
9	Emerald City	55	0	12,346	\$23,800	82.2%	\$356	\$110	\$19,560	\$1,250	\$1,012	\$18	\$2,000	50.6%
9	Greenwood	117	10	9,740	\$13,450	42.3%	\$53	\$35	\$5,695	\$1,350	\$103	\$1	\$3,960	2.6%
	AG Andrew Hodges	A-9 Totals	15	30,982	\$50,300	56.0%	\$121	\$1,158	\$28,168	\$4,990	\$1,803	\$8	\$9,535	18.9%
10	Clinton	29	0	6,054	\$4,350	32.8%	\$49	\$0	\$1,425	\$1,200	\$0	\$0	\$1,200	0.0%
10	Laurens	49	0	6,605	\$7,200	36.1%	\$53	\$0	\$2,600	\$2,100	\$0	\$0	\$5,280	0.0%
10	Newberry	72	2	14,299	\$10,650	93.3%	\$142	\$1,125	\$9,933	\$1,350	\$1,000	\$14	\$2,000	50.0%
10	Union	45	-2	7,288	\$7,350	8.8%	\$14	\$0	\$650	\$1,350	\$500	\$11	\$2,200	22.7%
	AG Buddy Smith	A-10 Totals	0	34,245	\$29,550	49.4%	\$75	\$1,125	\$14,608	\$6,000	\$1,500	\$8	\$10,680	14.0%
11	Fountain Inn	34	-3	1,010	\$4,500	70.0%	\$85	\$0	\$3,150	\$10	\$0	\$0	\$200	0.0%
11	Golden Strip Sunrise	14	0	470	\$700	30.0%	\$15	\$35	\$210	\$10	\$0	\$0	\$350	0.0%
11	Mauldin	29	0	5,028	\$3,750	80.2%	\$104	\$1,381	\$3,006	\$700	\$900	\$31	\$1,500	60.0%
11	Simpsonville	47	0	6,348	\$5,550	43.7%	\$52	\$2,173	\$2,423	\$2,000	\$0	\$0	\$2,000	0.0%
11	Woodruff	15	0	563	\$750	0.0%	\$0	\$0	\$0	\$10	\$0	\$0	\$100	0.0%
	AG Candy Surkin	A-11 Totals	-3	13,418	\$15,250	57.6%	\$62	\$3,589	\$8,789	\$2,730	\$900	\$6	\$4,150	21.7%
12	Easley	52	-1	8,010	\$9,150	10.9%	\$19	\$0	\$1,000	\$10	\$0	\$0	\$1,000	0.0%
12	Greater Greer	15	0	4,497	\$2,750	33.9%	\$62	\$0	\$934	\$1,117	\$0	\$0	\$500	0.0%
12	Greenville Evening	39	5	12,170	\$15,000	112.4%	\$496	\$1,130	\$16,865	\$2,700	\$650	\$19	\$3,000	21.7%
12	Pickens	45	2	6,542	\$6,400	32.8%	\$49	\$300	\$2,100	\$2,452	\$586	\$14	\$2,300	25.5%
12	The Foothills	16	0	932	\$1,950	73.1%	\$89	\$0	\$1,425	\$10	\$0	\$0	\$500	0.0%
	AG Cathy Golson	A-12 Totals	6	32,151	\$35,250	63.3%	\$139	\$1,430	\$22,324	\$6,289	\$1,236	\$8	\$7,300	16.9%
	District 7750							\$0	\$0	\$0	\$250			
	Totals		33	330,643	\$405,771	46.1%	\$71.11	\$30,255	\$187,022	\$73,617	\$24,047	\$9	\$99,630	24.1%

Area Summary

		Member Gain 12/26/2015	AF Actual 2014-15	AF Goal 2015-16	% of AF Goal Achieved 2015-16	AF Per Capita 2015-16	AF MONTH	AF YTD 2015-16	Polio Total 2014-2015	Polio YTD 2015-16	Polio Per Capita 2015-16	Polio Goal 2015-16	Polio % of Goal
AG Crossie Cox	Area 1	7	24,588	26,625	41.9%	\$43.91	\$1,765	\$11,153	\$8,079	\$1,275	\$5	\$7,700	16.6%
AG Steve Bahan	Area 2	9	14,767	27,320	50.2%	\$99.45	\$3,615	\$13,724	\$3,367	\$2,057	\$15	\$4,215	48.8%
AG Beth Padgett	Area 3	-5	77,115	65,400	65.7%	\$109.82	\$5,872	\$42,941	\$10,672	\$2,981	\$8	\$11,050	27.0%
AG Franca Meloncelli	Area 4	4	14,778	33,550	13.4%	\$16.28	\$785	\$4,510	\$12,374	\$1,905	\$7	\$14,150	13.5%
AG Gene Moorhead	Area 5	2	14,644	18,950	37.5%	\$55.59	\$3,202	\$7,115	\$4,365	\$1,865	\$15	\$5,650	33.0%
AG Chad Bordeaux	Area 6	2	30,427	33,021	28.9%	\$41.28	\$130	\$9,536	\$4,390	\$155	\$1	\$5,550	2.8%
AG Rebecca Melton	Area 7	-11	9,748	24,354	14.7%	\$16.31	\$123	\$3,588	\$920	\$1,350	\$6	\$6,000	22.5%
AG Dan Rickabaugh	Area 8	7	33,782	46,201	44.5%	\$78.80	\$7,462	\$20,567	\$9,441	\$6,770	\$26	\$13,650	49.6%
AG Andrew Hodges	Area 9	15	30,982	50,300	56.0%	\$121.41	\$1,158	\$28,168	\$4,990	\$1,803	\$8	\$9,535	18.9%
AG Buddy Smith	Area 10	0	34,245	29,550	49.4%	\$74.91	\$1,125	\$14,608	\$6,000	\$1,500	\$8	\$10,680	14.0%
AG Candy Surkin	Area 11	-3	13,418	15,250	57.6%	\$61.89	\$3,589	\$8,789	\$2,730	\$900	\$6	\$4,150	21.7%
AG Cathy Golson	Area 12	6	32,151	35,250	63.3%	\$138.66	\$1,430	\$22,324	\$6,289	\$1,236	\$8	\$7,300	16.9%
Totals		33	330,643	405,771	46.1%	\$71.11	\$30,255	\$187,022	\$73,617	\$23,797	\$9	\$99,630	24.1%

Top Giving Clubs (Annual Fund)

Top Clubs by % of AF Goal Achieved

1	Clemson	131%
2	Pleasantburg	120%
3	Greenville Evening	112%
4	Newberry	93%
5	Seneca	90%

Top Clubs by AF Per Capita

1	Greenville Evening	\$496.03
2	Emerald City	\$355.64
3	Seneca	\$158.08
4	York	\$154.88
5	Newberry	\$141.90

Top Clubs by Total AF Giving

1	Greenville	\$31,264
2	Emerald City	\$19,560
3	Aiken	\$17,678
4	Greenville Evening	\$16,865
5	Newberry	\$9,933

Top Giving Clubs (Polio)

Top Clubs by % of Polio Goal Achieved

1	Gaffney	160%
2	Batesburg-Leesville	147%
3	Chester	81%
4	Aiken Sunrise	80%
5	Mauldin	60%

Top Clubs by Total Polio Giving

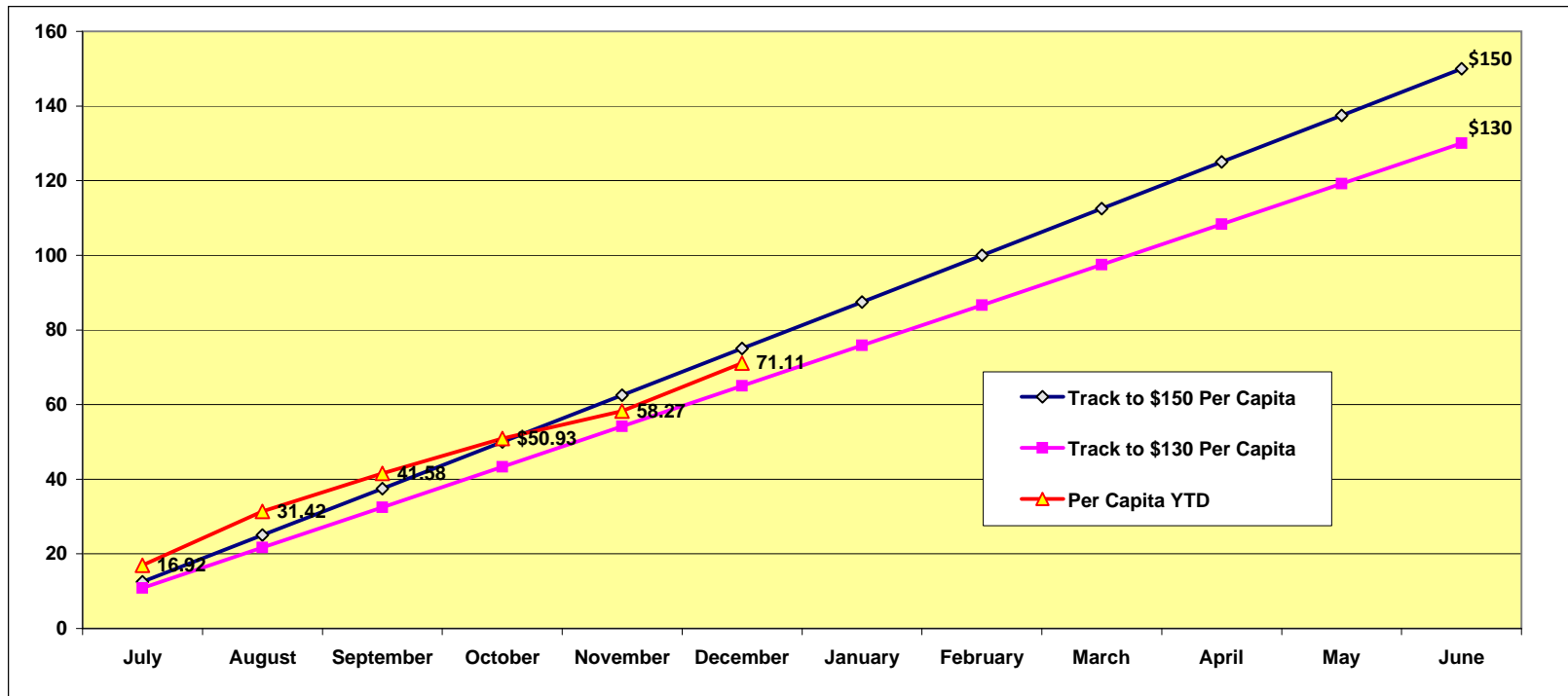
1	Aiken	\$3,790
2	Greenville	\$2,470
3	Aiken Sunrise	\$1,850
4	Chester	\$1,220
5	Spartanburg	\$1,130

3 Clubs have achieved 100% of their AF Goal
9 Clubs have achieved 75% of their AF Goal
0 Clubs have achieved their AF Challenge Goal
2 Clubs have achieved 100% of their Polio Goal
4 Clubs are over \$150 AF Per Capita
10 Clubs are over \$100 AF Per Capita

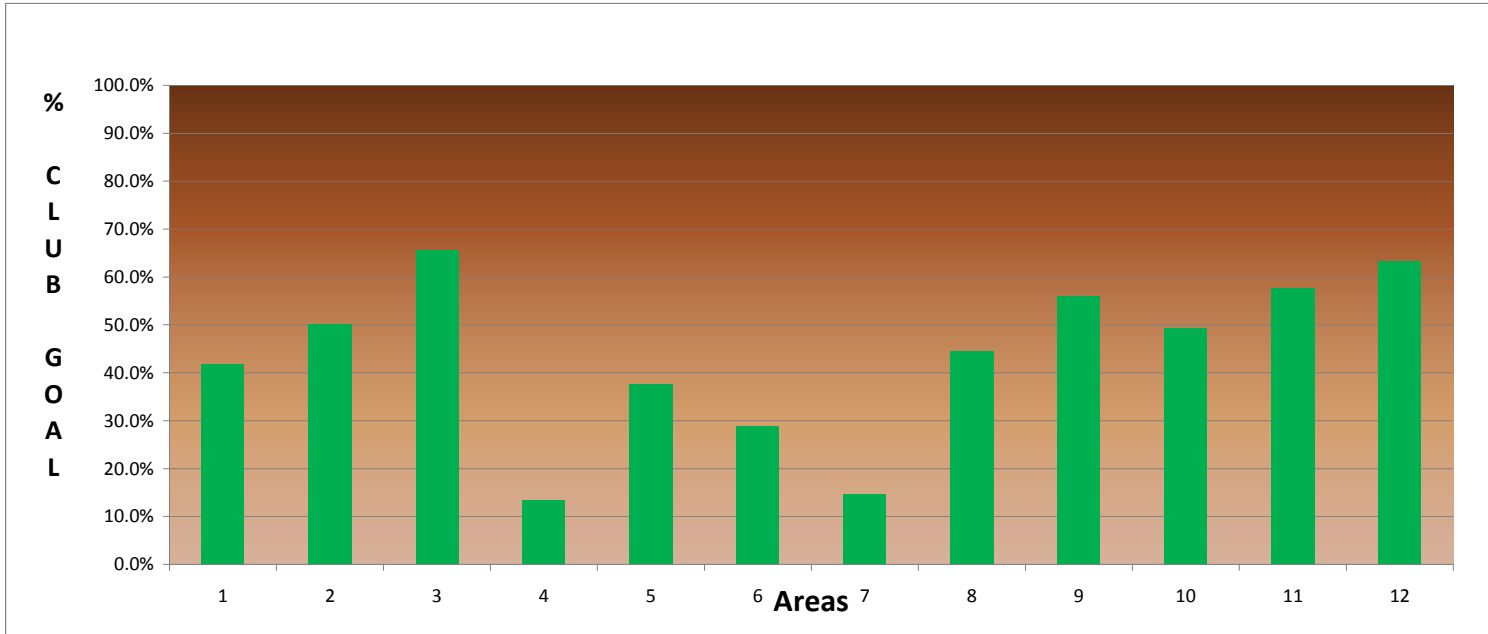
0 Clubs have given \$5 Total to the AF (Zero Giving)
0 Clubs have given \$5 Total to Polio (Zero Giving)

0 Areas have achieved 100% of their AF Goal
0 Areas have achieved 75% of their AF Goal
0 Areas have achieved their total AF Challenge Goal

0 Areas are over \$200 AF Per Capita
3 Areas are over \$100 AF Per Capita

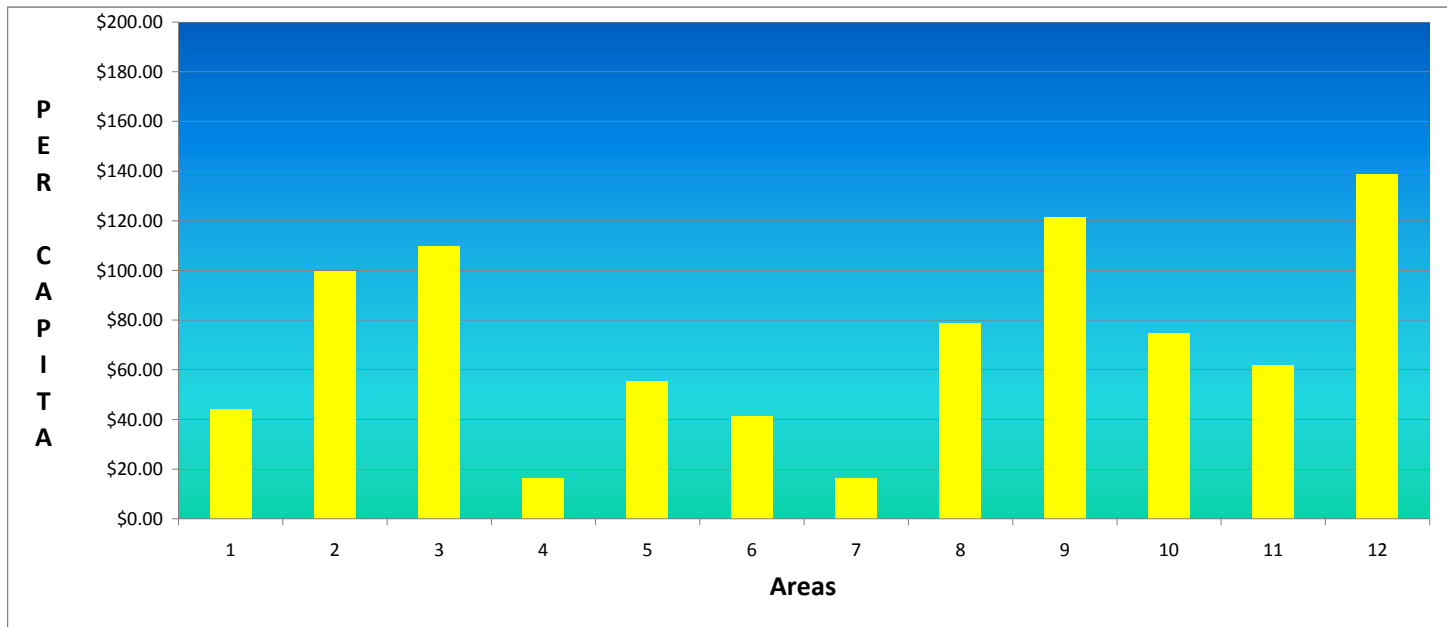


% of Club AF Goal Achieved - By Area



AF Per Capita - By Area

Goal is \$150



All Clubs Ranked by % of AF Goal Achieved

1	Clemson	131%
2	Pleasantburg	120%
3	Greenville Evening	112%
4	Newberry	93%
5	Seneca	90%
6	Westminster	86%
7	Emerald City	82%
8	Mauldin	80%
9	Spartan West	75%
10	North Greenville	74%
11	The Foothills	73%
12	Fountain Inn	70%
13	York	69%
14	Greenville	65%
15	Aiken	60%
16	Winnsboro	53%
17	Greater Anderson	46%
18	Simpsonville	44%
19	Greenwood	42%
20	Seneca Golden Corner	41%
21	Greenville East	41%
22	EClub of the Carolinas	37%
23	Laurens	36%
24	Greater Greer	34%
25	Pickens	33%
26	Clinton	33%
27	Indian Land	30%
28	Golden Strip Sunrise	30%
29	Fort Mill	30%
30	Greenville Breakfast	30%

All Clubs Ranked by % of Polio Goal Achieved

1	Gaffney	160%
2	Batesburg-Leesville	147%
3	Chester	81%
4	Aiken Sunrise	80%
5	Mauldin	60%
6	Westminster	59%
7	Clemson-Calhoun	57%
8	Spartan West	55%
9	Seneca Golden Corner	55%
10	Emerald City	51%
11	North Augusta	50%
12	Newberry	50%
13	Greenville	49%
14	York	42%
15	Aiken	40%
16	Seneca	39%
17	Clemson	29%
18	EClub of the Carolinas	28%
19	Clover	27%
20	Pickens	25%
21	Union	23%
22	Greenville Evening	22%
23	Greenville East	19%
24	Lake Wylie	18%
25	Spartanburg	13%
26	Pleasantburg	11%
27	Lancaster Breakfast	7%
28	Anderson	4%
29	North Greenville	3%
30	Greenwood	3%

31	Rock Hill	29%
32	Twin City of Batesburg-Leesville	29%
33	Clemson-Calhoun	24%
34	Blacksburg	23%
35	Walhalla	22%
36	Lake Wylie	19%
37	Aiken Sunrise	18%
38	Fair Play	18%
39	Clover	18%
40	Gaffney	16%
41	North Augusta	16%
42	North Spartanburg	12%
43	Easley	11%
44	Anderson	10%
45	Union	9%
46	Abbeville	8%
47	Lancaster Breakfast	5%
48	Inman	2%
49	Lancaster	2%
50	Spartanburg	2%
51	Batesburg-Leesville	1%
52		0%
53		0%

31	Lancaster	2%
32	Rock Hill	1%
33		0%
34		0%
35		0%
36		0%
37		0%
38		0%
39		0%
40		0%
41		0%
42		0%
43		0%
44		0%
45		0%
46		0%
47		0%
48		0%
49		0%
50		0%
51		0%
52		0%
53		0%

All Clubs Ranked by AF Per Capita

1	Greenville Evening	\$496.03
2	Emerald City	\$355.64
3	Seneca	\$158.08
4	York	\$154.88
5	Newberry	\$141.90
6	Pleasantburg	\$135.12
7	Spartan West	\$126.00
8	Greenville	\$113.69
9	Mauldin	\$103.66
10	Aiken	\$100.44
11	Westminster	\$98.29
12	Greenville East	\$94.05
13	EClub of the Carolinas	\$92.79
14	North Greenville	\$90.14
15	The Foothills	\$89.06
16	Winnsboro	\$86.91
17	Fountain Inn	\$85.14
18	Walhalla	\$84.47
19	Fort Mill	\$72.71
20	Clemson	\$71.67
21	Seneca Golden Corner	\$64.50
22	Greater Greer	\$62.23
23	Greenwood	\$53.22
24	Laurens	\$53.06
25	Blacksburg	\$53.00
26	Simpsonville	\$51.55
27	Greenville Breakfast	\$50.94
28	Clinton	\$49.14
29	Pickens	\$48.84
30	Aiken Sunrise	\$48.17
31	Clover	\$44.79
32	Greater Anderson	\$43.17
33	Clemson-Calhoun	\$36.46

All Clubs Ranked by Polio Per Capita

1	Batesburg-Leesville	\$62.86
2	Aiken Sunrise	\$45.12
3	Clover	\$44.79
4	Clemson-Calhoun	\$35.83
5	Mauldin	\$31.03
6	Spartan West	\$31.00
7	Westminster	\$29.57
8	EClub of the Carolinas	\$26.46
9	Chester	\$23.46
10	Aiken	\$21.53
11	York	\$19.69
12	Greenville Evening	\$19.12
13	Emerald City	\$18.40
14	Seneca	\$17.63
15	Seneca Golden Corner	\$17.60
16	North Augusta	\$16.67
17	Newberry	\$14.29
18	Pickens	\$13.63
19	Union	\$10.64
20	Greenville East	\$9.76
21	Greenville	\$8.98
22	Lake Wylie	\$6.25
23	Pleasantburg	\$6.10
24	Spartanburg	\$6.04
25	Clemson	\$3.20
26	Gaffney	\$2.58
27	Anderson	\$1.60
28	North Greenville	\$1.56
29	Lancaster Breakfast	\$1.49
30	Greenwood	\$0.96
31	Lancaster	\$0.45
32	Rock Hill	\$0.29
33		\$0.00

34	Twin City of Batesburg-Leesville	\$36.07
35	Indian Land	\$35.88
36	Lake Wylie	\$29.15
37	North Augusta	\$23.33
38	Rock Hill	\$22.83
39	North Spartanburg	\$22.22
40	Easley	\$18.87
41	Fair Play	\$16.67
42	Anderson	\$16.17
43	Golden Strip Sunrise	\$15.00
44	Union	\$13.83
45	Abbeville	\$11.36
46	Gaffney	\$8.94
47	Lancaster Breakfast	\$7.95
48	Inman	\$2.50
49	Spartanburg	\$1.66
50	Batesburg-Leesville	\$1.63
51	Lancaster	\$1.49
52		\$0.00
53		\$0.00

34		\$0.00
35		\$0.00
36		\$0.00
37		\$0.00
38		\$0.00
39		\$0.00
40		\$0.00
41		\$0.00
42		\$0.00
43		\$0.00
44		\$0.00
45		\$0.00
46		\$0.00
47		\$0.00
48		\$0.00
49		\$0.00
50		\$0.00
51		\$0.00
52		\$0.00
53		\$0.00

All Clubs Ranked by Total AF Giving

1	Greenville	\$31,264
2	Emerald City	\$19,560
3	Aiken	\$17,678
4	Greenville Evening	\$16,865
5	Newberry	\$9,933
6	Clemson	\$6,378
7	Seneca	\$6,007
8	Greenwood	\$5,695
9	Pleasantburg	\$5,540
10	Fort Mill	\$5,381
11	York	\$4,956
12	Westminster	\$3,440
13	North Greenville	\$3,245
14	Spartan West	\$3,150
15	Fountain Inn	\$3,150
16	Mauldin	\$3,006
17	Winnsboro	\$2,955
18	Walhalla	\$2,787
19	Laurens	\$2,600
20	Greater Anderson	\$2,590
21	Simpsonville	\$2,423
22	EClub of the Carolinas	\$2,413
23	Rock Hill	\$2,352
24	Pickens	\$2,100
25	Greenville East	\$1,975
26	Aiken Sunrise	\$1,975
27	Clinton	\$1,425
28	The Foothills	\$1,425
29	Anderson	\$1,310
30	Seneca Golden Corner	\$1,290
31	Indian Land	\$1,220
32	Clover	\$1,075

All Clubs Ranked by Total Polio Giving

1	Aiken	\$3,790
2	Greenville	\$2,470
3	Aiken Sunrise	\$1,850
4	Chester	\$1,220
5	Spartanburg	\$1,130
6	Clover	\$1,075
7	Westminster	\$1,035
8	Emerald City	\$1,012
9	Newberry	\$1,000
10	Mauldin	\$900
11	Batesburg-Leesville	\$880
12	Clemson-Calhoun	\$860
13	Spartan West	\$775
14	EClub of the Carolinas	\$688
15	Seneca	\$670
16	Greenville Evening	\$650
17	York	\$630
18	Pickens	\$586
19	Union	\$500
20	Seneca Golden Corner	\$352
21	Clemson	\$285
22	Pleasantburg	\$250
23	North Augusta	\$250
24	Greenville East	\$205
25	Gaffney	\$160
26	Anderson	\$130
27	Lake Wylie	\$125
28	Greenwood	\$103
29	Lancaster Breakfast	\$100
30	North Greenville	\$56
31	Rock Hill	\$30
32	Lancaster	\$30

33	North Spartanburg	\$1,000
34	Easley	\$1,000
35	Greater Greer	\$934
36	Greenville Breakfast	\$917
37	Clemson-Calhoun	\$875
38	Union	\$650
39	Lake Wylie	\$583
40	Gaffney	\$554
41	Twin City of Batesburg-Leesville	\$541
42	Lancaster Breakfast	\$533
43	Blacksburg	\$530
44	Abbeville	\$500
45	North Augusta	\$350
46	Spartanburg	\$310
47	Golden Strip Sunrise	\$210
48	Fair Play	\$200
49	Lancaster	\$100
50	Inman	\$50
51	Batesburg-Leesville	\$23
52		\$0
53		\$0

33		\$0
34		\$0
35		\$0
36		\$0
37		\$0
38		\$0
39		\$0
40		\$0
41		\$0
42		\$0
43		\$0
44		\$0
45		\$0
46		\$0
47		\$0
48		\$0
49		\$0
50		\$0
51		\$0
52		\$0
53		\$0

All Areas Ranked by % of AF Goal Achieved

1	AG Beth Padgett	65.7%
2	AG Cathy Golson	63.3%
3	AG Candy Surkin	57.6%
4	AG Andrew Hodges	56.0%
5	AG Steve Bahan	50.2%
6	AG Buddy Smith	49.4%
7	AG Dan Rickabaugh	44.5%
8	AG Crossie Cox	41.9%
9	AG Gene Moorhead	37.5%
10	AG Chad Bordeaux	28.9%
11	AG Rebecca Melton	14.7%
12	AG Franca Meloncelli	13.4%

All Areas Ranked by AF Per Capita

1	AG Cathy Golson	\$138.66
2	AG Andrew Hodges	\$121.41
3	AG Beth Padgett	\$109.82
4	AG Steve Bahan	\$99.45
5	AG Dan Rickabaugh	\$78.80
6	AG Buddy Smith	\$74.91
7	AG Candy Surkin	\$61.89
8	AG Gene Moorhead	\$55.59
9	AG Crossie Cox	\$43.91
10	AG Chad Bordeaux	\$41.28
11	AG Rebecca Melton	\$16.31
12	AG Franca Meloncelli	\$16.28

All Areas Ranked by Total AF Giving

1	AG Beth Padgett	\$42,941
2	AG Andrew Hodges	\$28,168
3	AG Cathy Golson	\$22,324
4	AG Dan Rickabaugh	\$20,567
5	AG Buddy Smith	\$14,608
6	AG Steve Bahan	\$13,724
7	AG Crossie Cox	\$11,153
8	AG Chad Bordeaux	\$9,536
9	AG Candy Surkin	\$8,789
10	AG Gene Moorhead	\$7,115
11	AG Franca Meloncelli	\$4,510
12	AG Rebecca Melton	\$3,588