













## Seneca Golden Corner fills ambulance with supplies for Bahama island

The Golden Corner Rotary Club of Seneca recently helped send an ambulance filled with books, medical supplies and building supplies (including table saws) to the island of Eleuthera in the Bahamas. Many of the residents that live on the islands that make up the nation of the Bahamas do not benefit from resorts and are in need of educational and building supplies to help stabilize their communities. Pictured from left are Golden Corner Rotarians Vic Holley, club president Eddie Perry, Louis Holleman, Neal Nimmons and David Williams. St. Mark United Methodist Church in Seneca is also supporting humanitarian efforts in Eleuthera. Contact Eddie Perry at eddienjennyperry@gmail.com.



### Golden Corner's newest PHF

Eddie Perry, president of the Golden Corner Rotary Club of Seneca, is recognized as a Paul Harris Fellow. Golden Corner Rotarian Vic Holley, left, reads the honor's certificate while Perry's wife Jenny attaches the pin.



### 2014-15 CART Giving

#### OVERALL GIVING

3. Emerald City Rotary	\$ 4,735.71
2. Rotary Club of Aiken	\$ 5,730.10
1. Rotary Club of Fort Mill	\$ 7,868.18

#### PER CAPITA GIVING

3. Twin City of Batesburg Leesville	\$ 63.20
2. Rotary Club of Emerald City	\$ 89.35
1. Rotary Club of Fort Mill	\$ 100.87

### Attention Presidents

#### Want to earn 20 points for the Governor's Award?

Make a \$100 contribution to Annual Fund – SHARE in the month of July. Better yet make the contribution through Rotary Direct (online) at [www.rotary.org/give](http://www.rotary.org/give). Make sure to select I AM A ROTARIAN and sign in / create an account before making the contribution so it gets applied to your account. Please select Annual Fund – SHARE fund as this will support Grants and activities in our District.



## District Conference luau benefit means a new house for the Greens

BY IPDG TOM FAULKNER  
ROTARY CLUB OF GREATER GREER

I wanted to give everyone an update on the success of our first attempt to utilize a portion of our District Conference as a public benefit. Although we did not have near the turnout we hoped for from the general public, we must rate this first foray at increasing the visibility of our Rotary District's good work locally and around the world as a success.

Citizens Building and Loan Association in Greer, Greer Commission of Public Works, TD Bank and Nehemiah Community Revitalization Corporation sponsored the event at different levels conditional to supporting the two charities we selected.

A Facebook page was established that highlighted the targeted charities with Rotary District 7750 as the event sponsor. Our local charity was Greenville County Habitat for Humanity. As a result of our participation, Rotary District 7750 is listed as a sponsor of the construction of the 330th home in Greenville County Habitat's 30th anniversary year. The house is located at Abigail Springs, a subdivision near Taylors First Baptist Church.

I urge all of the Rotary Clubs represented in the Greenville Metro Council to contact John Lattimore at [johnl@habitatgreenville.org](mailto:johnl@habitatgreenville.org) or 672-6344 and set up a volunteer day

to work on the house. The house will be completed within the next three months. I had the privilege of attending the Wall Raising as a representative of our District. As you can see from the picture, it was a wonderful moment of celebration, particularly for Stacey Green and her two children.

I am also happy to announce that due to the generosity and support of Embassy Suites not only for Rotary, but also for our benefit, we have a budget underrun from our District Conference. As a result, I am requesting that the Finance Committee approve some funds be added to our sponsor donations so we can split the total equally between the 330th Habitat home and the LaFontant Vocational School in Corporant, Haiti that our Rotary District has been supporting with numerous Global Grants. The Vocational School symbolizes our work in developing countries.

This effort to utilize a District event to give more visibility to our mission and hopefully to attract more members to Rotary is a first. I would welcome your critique about this concept. Thanks for making my year as District Governor a year I shall never forget. It has been a life changing moment.





## District 7750 Rotary Foundation Fundraising

through 6/25/2015

Annual Fund Goal	\$319,935
Annual Fund Total	\$310,454
	(97% goal)
Annual Fund Per Capita	\$ 117.86
Endowment Fund	\$ 8,504
PolioPlus	\$ 73,465
Total Giving	\$392,423
\$0 AF Clubs	0
\$0 Polio Clubs	0

### TOP FIVE

#### AF GIVING CLUBS:

Greenville	\$57,902
Fort Mill	\$20,576
Aiken	\$16,925
Newberry	\$14,299
Greenville Evening	\$12,170

### TOP FIVE

#### AF PER CAPITA CLUBS:

Greenville Evening	\$420
Greater Greer	\$409
Fort Mill	\$267
Emerald City	\$229
Greenville	\$214



## 2015-16 Grant Preparation Schedule For District 7750 Clubs

- July 1 – Grant awards published by District
- August 1 – Targeted distribution of District Awards
- March 31, 2016 – Deadline for completion of District Grants and filing of final reports (2015-16)
- April 30, 2016 – Deadline for submitting 2016-17 District Grant Applications



### DISTRICT FOUNDATION CHAIR

Lorraine Angelino  
118 Leyland Court, Greenwood, SC 29649  
864.554.0598  
dg2013@rotary7750.org

## Summary of Grants for 2015-2016

Bill Harley, Chair of the District Foundation Grants Subcommittee, called a meeting on June 25 to review all District Grant applications and allocate \$74,852 from our District Designated Funds. The Grant Committee had a tough task this year as 48 projects were submitted totaling \$108,552.50. Below is the allocation. We expect that funds should be available in August, but please do not start your projects until you have received your distribution.

Club	Project	Approved
Abbeville	Successful Families	\$2,500
Aiken	Prof Youth Center	2,100
Aiken	Helping Hands	1,500
Aiken Sunrise	Dictionary	2800
Aiken Sunrise	Traveling Trunks	1500
Batesburg-Leesville	Dictionary	816
Clover	Scholarship Program	1,690
Clover	Clover Interact	500
Clover	Community Watch	300
Easley	Doodle Trail	4,000
Emerald City	Grace Street Park	
	Natural Playground	10,000
Fountain Inn	Little Free Library	600
Greater Greer	Scholarship Program	600
Greater Greer	CIS after School	900
Greater Greer	K-5 Sneak Peak	600
Greater Greer	Josh the Otter	500
Greenville	EAFK	5,000
Greenville Breakfast	Restorative Dental	900
Greenville East	Digital Divide	1,723
Greenville Evening	EAFK	5,000
Greenville Evening	GAIHN/Nursery	2,400
Greenville Metro	Literacy Partnership	3,544
Greenwood	Stop Hunger Now	2,400
Lake Wylie	Little Free Library	996
Lake Wylie	Spirit of Service	1,800
Laurens	Snack Pack Program	1,380
Mauldin	Dictionary Project	800
Mauldin	Generations Home	600
Newberry	Boy Scout Hut	4,800
North Augusta	Digital X-Ray Machine	360
North Augusta	Handicap school/Guatemala	720
North Greenville	Stop Hunger Now	2,568
Pickens	Doodle Trail	2,000
Rock Hill	Little Free Library	900
Seneca	Honduras Water	1,500
Simpsonville	Dictionary Project	1,080
Simpsonville	Josh the Otter	1,000
Spartanburg	Peru Clean Water	1,500
Twin City	Eco Stoves/Guatemala	900
Union	Miracle League	3,000
<b>Total</b>		<b>\$74,852</b>

**7750 Membership & Attendance for May**

Club	Members 6/30/2014	Current Members	Change	Meetings Held	Attend. %
Abbeville	49	46	-3	4	60.00
Aiken	172	177	5	3	75.66
Aiken Sunrise	40	43	3	4	88.59
Anderson	80	76	-4	2	56.16
Batesburg-Leesville	18	12	-6	4	89.58
Blacksburg	13	10	-3	3	37.03
Chester	50	51	1	0	0.00
Clemson	91	90	-1	3	58.97
Clemson-Calhoun	24	25	1	5	85.85
Clinton	32	28	-4	3	47.13
Clover	26	27	1	4	60.19
Easley	58	53	-5	4	81.91
EClub of the Carolinas	27	33	6	4	36.00
Emerald City	52	57	5	4	70.54
Fair Play	15	13	-2	4	69.20
Fort Mill	77	80	3	4	36.25
Fountain Inn	37	38	1	3	78.18
Gaffney	61	64	3	4	69.84
Golden Strip Sunrise	14	14	0	4	75.00
Greater Anderson	58	60	2	4	71.88
Greater Greer	11	15	4	0	0.00
Greenville	270	281	11	2	54.12
Greenville Breakfast	24	18	-6	3	77.77
Greenville East	28	21	-7	2	75.00
Greenville Evening	29	36	7	2	68.00
Greenwood	104	109	5	2	67.80
Indian Land	31	34	3	3	58.82
Inman	20	22	2	4	80.00
Lake Wylie	27	21	-6	4	81.71
Lancaster	72	67	-5	4	67.20
Lancaster Breakfast	74	73	-1	4	64.97
Laurens	48	50	2	4	89.53
Mauldin	26	29	3	4	79.25
McCormick County	9	0	-9	0	0.00
Newberry	72	72	0	2	80.00
North Augusta	15	15	0	4	71.43
North Greenville	34	37	3	5	61.35
North Spartanburg	42	48	6	3	80.71
Pickens	41	42	1	4	80.89
Pleasantburg	38	41	3	4	85.29
Rock Hill	102	102	0	0	59.11
Seneca	34	38	4	4	66.42
Seneca Golden Corner	22	20	-2	4	63.89
Simpsonville	44	48	4	4	94.40
Spartan West	22	25	3	4	63.54
Spartanburg	179	186	7	3	42.91
The Foothills	15	15	0	2	60.00
Twin City	15	15	0	4	71.93
Union	44	47	3	4	58.24
Walhalla	31	33	2	3	60.98
Westminster	31	35	4	0	0.00
Winnsboro	38	39	1	4	75.50
Woodruff	15	16	1	4	68.75
York	33	32	-1	4	85.00
<b>TOTAL</b>	<b>2634</b>	<b>2679</b>	<b>45</b>		<b>66.20</b>

**2014-15 Governor's Awards**

These clubs were recognized at the Installation and Awards Banquet for earning the Governor's Club of Excellence Award.

Club Year	Award	Club of Finalist
Aiken	Gold	
Aiken Sunrise	Silver	
Anderson	Gold	
Batesville-Leesville	Gold	
Clemson	Bronze	
E-Club	Gold	Yes
Emerald City	Gold	Yes
Fort Mill	Gold	
Gaffney	Silver	
Greater Anderson	Gold	
Greater Greer	Gold	Yes
Greenville	Gold	Yes
Greenville Breakfast	Gold	
Greenville East	Gold	
Greenville Evening	Gold	Yes
Greenwood	Gold	
Lake Wylie	Gold	
Lancaster	Gold	
Lancaster Breakfast	Gold	
Laurens	Gold	
Mauldin	Gold	
Newberry	Gold	
North Augusta	Bronze	
North Greenville	Gold	
North Spartanburg	Gold	
Pickens	Gold	Yes
Pleasantburg	Gold	Yes
Rock Hill	Gold	Yes
Seneca	Gold	
Simpsonville	Gold	
Spartan West	Gold	
Spartanburg	Gold	Yes
Twin City	Silver	
Union	Gold	
Walhalla	Gold	
Westminster	Gold	
Winnsboro	Gold	

Pleasantburg was named club of the year.

NOTE: The numbers in the table at left are what were entered into the District and Club Database at the end of May. The numbers will change significantly at year-end.

# Membership Champions (new members and their sponsors in May)

New Member	Club	Sponsor	Classification
Aden, Jack Sharp (JACK)	Westminster	Bill Callahan	
Allen, Wesley (WESLEY)	Emerald City	Robert Elester Brown	Computer - Information Technology
Auten, Robert (ROBERT)	Spartan West		Director YMCA
Bates, Rod (ROD)	Clinton		
Bickerstaff, Lindsay N. III (LINDSAY)	Pleasantburg		
Clark, John D. (JOHN)	Greenville	Stephanie Knobel John Hardaway	Non-Profit
Davis, Justin M (JUSTIN)	Pickens		Insurance & Financial Services
Hall, Curt (CURT)	Greenville	Russell Stall	Banking
Jenkins, Jerry M. (JERRY)	Simpsonville	Albert B. Futrell	Banking
King, Nancy (NANCY)	Greenville	Elizabeth Lyons Donna Gottschall	Account Manager
Kough, Alicia Scalia (ALICIA)	Aiken	Charles L. Munns	Financial Services
Martin, Emmet F. (EMMET)	Mauldin	Klaus D. Schoening	Investments
Peavey, Marion B. (MARION)	Spartanburg	Angela Viney	Past Service - Development
Pegram, Alice J (ALICE)	Indian Land	Garrett M. Strader	Funeral Director
Peterson, Tamara (TAMARA)	Rock Hill	Rebecca Melton	Non-Profit
Puryear, James B. Ph.D. (JIM)	Greenville	John J. Puryear Terry R. Weaver	Retired - College Administrator
Robertson, John C. (JOHN)	Golden Strip Sunrise		Retired
Thorpe, Dana (DANA)	Greenville	Don Koonce	Executive Director-Museum
		Judith Prince	
Wills, Raymond Dan (DAN)	Indian Land	Adam Cooper	Center Service Director

## FOUNDATION PAGES AHEAD: Check the trends

*Following this page are several pages of information on Foundation giving.*

*On June 26, we had given \$310,454 to the Annual Fund, about \$10,000 less than our goal. We are awaiting final figures from the Foundation to see if the last few days of June pushed us closer to the almost \$320,000 we hoped to give in 2014-15.*

*Also on June 26, we had given \$70,465 to polio, toward our goal of \$88,751. Thank you for your support to both of these funds.*

**Rotary District 7750  
Rotary Foundation  
Monthly Progress Report**

A r e a	Club	As Of 6/26/15 Interim	Mbrs as of 7-1-14	AF Actual 2013-14	AF Goal 2014-15	% of AF Goal Achieved 2014-15	AF Per Capita 2014-15	AF MONTH	AF YTD 2014-15	Polio Total 2013-2014	Polio YTD 2014-15	Polio Per Capita 2014-15	Polio Goal 2014-15	Polio % of Goal
1	Anderson		80	\$4,025	\$3,050	222.6%	\$84.86	\$94	\$6,789	\$1,233	\$1,379	\$17	\$1,000	137.9%
1	Clemson		91	\$12,005	\$9,800	66.0%	\$71.10	\$346	\$6,470	\$1,360	\$1,400	\$15	\$4,900	28.6%
1	Clemson-Calhoun		24	\$370	\$2,500	117.5%	\$122.42	\$88	\$2,938	\$105	\$1,840	\$77	\$1,500	122.7%
1	Greater Anderson		58	\$5,355	\$5,250	108.6%	\$98.33	\$623	\$5,703	\$1,518	\$2,900	\$50	\$2,500	116.0%
	<b>AG Lance Young</b>	<b>A-1 Totals</b>	<b>253</b>	<b>\$21,755</b>	<b>\$20,600</b>	<b>106.3%</b>	<b>\$86.56</b>	<b>\$1,151</b>	<b>\$21,900</b>	<b>\$4,215</b>	<b>\$7,519</b>	<b>\$30</b>	<b>\$9,900</b>	
2	Fair Play		15	\$1,348	\$1,008	76.4%	\$51.33	\$45	\$770	\$5	\$10	\$1	\$750	1.3%
2	Seneca		34	\$2,760	\$3,516	120.5%	\$124.58	\$0	\$4,236	\$803	\$1,840	\$54	\$1,500	122.7%
2	Seneca Golden Corner		22	\$450	\$2,500	94.0%	\$106.82	\$1,685	\$2,350	\$173	\$247	\$11	\$1,100	22.5%
2	Walhalla		31	\$6,358	\$3,200	30.5%	\$31.45	\$0	\$975	\$5	\$120	\$4	\$5	2400.0%
2	Westminster		31	\$1,940	\$3,450	144.8%	\$161.18	\$2,654	\$4,997	\$1,445	\$1,150	\$37	\$1,150	100.0%
	<b>AG Steve Bahan</b>	<b>A-2 Totals</b>	<b>133</b>	<b>\$12,855</b>	<b>\$13,674</b>	<b>97.5%</b>	<b>\$100.21</b>	<b>\$1,730</b>	<b>\$13,327</b>	<b>\$2,431</b>	<b>\$3,367</b>	<b>\$25</b>	<b>\$4,505</b>	
3	Greenville		270	\$51,897	\$42,000	137.9%	\$214.45	\$303	\$57,902	\$3,259	\$5,300	\$20	\$2,500	212.0%
3	Greenville Breakfast		24	\$3,575	\$4,200	117.1%	\$204.88	\$175	\$4,917	\$1,125	\$10	\$0	\$1,200	0.8%
3	Greenville East		28	\$4,493	\$3,000	127.9%	\$137.04	\$1,583	\$3,837	\$805	\$1,150	\$41	\$1,500	76.7%
3	North Greenville		34	\$4,280	\$3,000	118.7%	\$104.71	\$0	\$3,560	\$5	\$1,010	\$30	\$0	0.0%
3	Pleasantburg		38	\$5,012	\$4,000	172.2%	\$181.29	\$374	\$6,889	\$2,100	\$3,202	\$84	\$1,000	320.2%
	<b>AG Beth Padgett</b>	<b>A-3 Totals</b>	<b>394</b>	<b>\$69,256</b>	<b>\$56,200</b>	<b>137.2%</b>	<b>\$195.70</b>	<b>\$2,435</b>	<b>\$77,105</b>	<b>\$7,294</b>	<b>\$10,672</b>	<b>\$27</b>	<b>\$6,200</b>	
4	Inman		20	\$1,873	\$3,300	63.6%	\$105.00	\$200	\$2,100	\$1,005	\$10	\$1	\$950	1.1%
4	North Spartanburg		42	\$6,854	\$3,400	76.3%	\$61.79	\$145	\$2,595	\$307	\$1,300	\$31	\$500	260.0%
4	Spartan West		22	\$3,026	\$2,600	152.0%	\$179.66	\$1,358	\$3,953	\$522	\$788	\$36	\$400	197.0%
4	Spartanburg		179	\$9,478	\$10,000	19.1%	\$10.64	\$95	\$1,905	\$12,309	\$7,834	\$44	\$10,000	78.3%
	<b>AG Franca Meloncelli</b>	<b>A-4 Totals</b>	<b>263</b>	<b>\$21,231</b>	<b>\$19,300</b>	<b>54.7%</b>	<b>\$40.12</b>	<b>\$1,798</b>	<b>\$10,553</b>	<b>\$14,143</b>	<b>\$9,932</b>	<b>\$38</b>	<b>\$11,850</b>	<b>83.8%</b>
5	Blacksburg		13	\$55	\$1,950	0.5%	\$0.77	\$0	\$10	\$5	\$10	\$1	\$5	200.0%
5	Clover		26	\$6,495	\$8,400	43.7%	\$141.23	\$550	\$3,672	\$3,772	\$3,081	\$119	\$4,000	77.0%
5	Gaffney		61	\$498	\$3,125	119.5%	\$61.20	\$84	\$3,733	\$5	\$100	\$2	\$100	100.0%
5	York		33	\$7,140	\$5,100	117.9%	\$182.26	\$0	\$6,015	\$1,002	\$1,013	\$31	\$1,360	74.5%
	<b>AG Gene Moorhead</b>	<b>A-5 Totals</b>	<b>133</b>	<b>\$14,188</b>	<b>\$18,575</b>	<b>72.3%</b>	<b>\$100.97</b>	<b>\$634</b>	<b>\$13,430</b>	<b>\$4,784</b>	<b>\$4,204</b>	<b>\$32</b>	<b>\$5,465</b>	<b>76.9%</b>
6	Fort Mill		77	\$22,080	\$9,500	216.6%	\$267.22	\$210	\$20,576	\$35	\$1,852	\$24	\$1,000	185.2%
6	Indian Land		31	\$744	\$4,650	32.6%	\$48.87	\$45	\$1,515	\$5	\$285	\$9	\$1,550	18.4%
6	Lake Wylie		27	\$3,125	\$2,712	100.0%	\$100.44	\$925	\$2,712	\$615	\$542	\$20	\$400	135.5%
6	Rock Hill		102	\$10,808	\$10,725	52.4%	\$55.13	\$363	\$5,624	\$30	\$1,711	\$17	\$1,500	114.1%
	<b>AG Chad Bordeaux</b>	<b>A-6 Totals</b>	<b>237</b>	<b>\$36,756</b>	<b>\$27,587</b>	<b>110.3%</b>	<b>\$128.38</b>	<b>\$1,543</b>	<b>\$30,427</b>	<b>\$685</b>	<b>\$4,390</b>	<b>\$19</b>	<b>\$4,450</b>	<b>98.7%</b>

A r e a	Club	As Of 6/26/15 Interim	Mbrs as of 7-1-14	AF Actual 2013-14	AF Goal 2014-15	% of AF Goal Achieved 2014-15	AF Per Capita 2014-15	AF MONTH	AF YTD 2014-15	Polio Total 2013-2014	Polio YTD 2014-15	Polio Per Capita 2014-15	Polio Goal 2014-15	Polio % of Goal
7	Chester		50	\$1,223	\$3,000	126.7%	\$76.00	\$0	\$3,800	\$5	\$150	\$3	\$1,500	10.0%
7	Lancaster		72	\$2,305	\$10,800	16.1%	\$24.13	\$63	\$1,738	\$1,005	\$510	\$7	\$3,700	13.8%
7	Lancaster Breakfast		74	\$3,933	\$11,100	24.0%	\$36.01	\$2,655	\$2,665	\$575	\$10	\$0	\$3,600	0.3%
7	Winnsboro		38	\$1,625	\$1,209	127.8%	\$40.66	\$25	\$1,545	\$380	\$250	\$7	\$136	183.8%
	<b>AG Mary Sieck</b>	<b>A-7 Totals</b>	<b>234</b>	<b>\$9,086</b>	<b>\$26,109</b>	<b>37.3%</b>	<b>\$41.66</b>	<b>\$2,743</b>	<b>\$9,748</b>	<b>\$1,965</b>	<b>\$920</b>	<b>\$4</b>	<b>\$8,936</b>	<b>10.3%</b>
8	Aiken		172	\$27,099	\$25,500	66.4%	\$98.40	\$55	\$16,925	\$7,166	\$3,853	\$22	\$8,600	44.8%
8	Aiken Sunrise		40	\$8,855	\$6,500	84.5%	\$137.25	\$1,496	\$5,490	\$4,128	\$2,946	\$74	\$2,000	147.3%
8	Batesburg-Leesville		18	\$2,772	\$2,700	0.4%	\$0.56	\$0	\$10	\$425	\$1,382	\$77	\$1,050	131.6%
8	North Augusta		15	\$1,976	\$2,700	20.7%	\$37.20	\$80	\$558	\$130	\$760	\$51	\$900	84.4%
8	Twin City of Batesburg-Leesville		15	\$2,007	\$2,256	130.1%	\$195.67	\$0	\$2,935	\$373	\$500	\$33	\$500	100.0%
	<b>AG Rich Waugh</b>	<b>A-8 Totals</b>	<b>260</b>	<b>\$42,709</b>	<b>\$39,656</b>	<b>65.4%</b>	<b>\$99.69</b>	<b>\$1,631</b>	<b>\$25,918</b>	<b>\$12,221</b>	<b>\$9,441</b>	<b>\$36</b>	<b>\$13,050</b>	<b>72.3%</b>
9	Abbeville		49	\$4,875	\$7,350	54.7%	\$81.99	\$18	\$4,018	\$580	\$10	\$0	\$2,450	0.4%
9	EClub of the Carolinas		27	\$5,573	\$6,300	73.9%	\$172.35	\$549	\$4,654	\$2,499	\$2,380	\$88	\$1,300	183.1%
9	Emerald City		52	\$23,797	\$8,002	148.8%	\$229.04	\$1,042	\$11,910	\$1,830	\$1,250	\$24	\$1,000	125.0%
9	Greenwood		104	\$10,835	\$5,815	167.5%	\$93.65	\$85	\$9,740	\$2,308	\$1,350	\$13	\$1,000	135.0%
9	McCormick County		9	\$2,205	\$1,800	65.3%	\$130.56	\$0	\$1,175	\$105	\$10	\$1	\$600	1.7%
	<b>AG Andrew Hodges</b>	<b>A-9 Totals</b>	<b>241</b>	<b>\$47,284</b>	<b>\$29,267</b>	<b>107.6%</b>	<b>\$130.69</b>	<b>\$1,693</b>	<b>\$31,496</b>	<b>\$7,322</b>	<b>\$5,000</b>	<b>\$21</b>	<b>\$6,350</b>	<b>78.7%</b>
10	Clinton		32	\$875	\$3,300	183.5%	\$189.19	\$2,350	\$6,054	\$5	\$1,200	\$38	\$200	600.0%
10	Laurens		48	\$5,880	\$6,500	101.6%	\$137.60	\$0	\$6,605	\$2,005	\$2,100	\$44	\$2,000	105.0%
10	Newberry		72	\$11,860	\$7,400	193.2%	\$198.59	\$449	\$14,299	\$1,163	\$1,350	\$19	\$1,000	135.0%
10	Union		44	\$7,070	\$6,600	110.4%	\$165.63	\$48	\$7,288	\$1,255	\$1,350	\$31	\$1,000	135.0%
	<b>AG Buddy Smith</b>	<b>A-10 Totals</b>	<b>196</b>	<b>\$25,685</b>	<b>\$23,800</b>	<b>143.9%</b>	<b>\$174.72</b>	<b>\$2,846</b>	<b>\$34,245</b>	<b>\$4,428</b>	<b>\$6,000</b>	<b>\$31</b>	<b>\$4,200</b>	<b>142.9%</b>
11	Fountain Inn		37	\$1,230	\$5,550	18.2%	\$27.30	\$1,000	\$1,010	\$5	\$10	\$0	\$1,850	0.5%
11	Golden Strip Sunrise		14	\$220	\$1,500	31.3%	\$33.57	\$35	\$470	\$5	\$10	\$1	\$1,300	0.8%
11	Mauldin		26	\$3,280	\$3,275	119.6%	\$150.60	\$0	\$3,916	\$355	\$700	\$27	\$1,300	53.8%
11	Simpsonville		44	\$7,243	\$6,000	105.8%	\$144.26	\$73	\$6,348	\$855	\$2,000	\$45	\$2,000	100.0%
11	Woodruff		15	\$80	\$592	95.0%	\$37.50	\$0	\$563	\$5	\$10	\$1	\$800	1.3%
	<b>AG Chuck Morton</b>	<b>A-11 Totals</b>	<b>136</b>	<b>\$12,053</b>	<b>\$16,917</b>	<b>72.7%</b>	<b>\$90.48</b>	<b>\$1,108</b>	<b>\$12,306</b>	<b>\$1,225</b>	<b>\$2,730</b>	<b>\$20</b>	<b>\$7,250</b>	<b>37.7%</b>
12	Easley		58	\$7,025	\$5,900	135.8%	\$138.10	\$0	\$8,010	\$1,055	\$10	\$0	\$1,770	0.6%
12	Greater Greer		11	\$2,542	\$2,700	166.6%	\$408.84	\$44	\$4,497	\$5	\$1,117	\$102	\$900	124.1%
12	Greenville Evening		29	\$12,593	\$12,000	101.4%	\$419.66	\$150	\$12,170	\$1,616	\$2,700	\$93	\$1,500	180.0%
12	Pickens		41	\$4,255	\$6,150	71.4%	\$107.12	\$880	\$4,392	\$1,005	\$2,452	\$60	\$2,050	119.6%
12	The Foothills		15	\$1,105	\$1,500	62.1%	\$62.13	\$0	\$932	\$5	\$10	\$1	\$375	2.7%
	<b>AG Ed Irick</b>	<b>A-12 Totals</b>	<b>154</b>	<b>\$27,519</b>	<b>\$28,250</b>	<b>106.2%</b>	<b>\$194.81</b>	<b>\$1,074</b>	<b>\$30,001</b>	<b>\$3,686</b>	<b>\$6,289</b>	<b>\$41</b>	<b>\$6,595</b>	<b>95.4%</b>
	<b>District 7750</b>			\$100				\$0	\$0	\$610	\$0			
	<b>Totals</b>		<b>2,634</b>	<b>\$340,476</b>	<b>\$319,935</b>	<b>97.0%</b>	<b>\$117.86</b>	<b>\$20,383</b>	<b>\$310,454</b>	<b>\$65,008</b>	<b>\$70,465</b>	<b>\$27</b>	<b>\$88,751</b>	<b>79.4%</b>

## Area Summary

		Mbrs as of 7-1-14	AF Actual 2013-14	AF Goal 2014-15	% of AF Goal Achieved 2014-15	AF Per Capita 2014-15	AF MONTH	AF YTD 2014-15	Polio Total 2013-2014	Polio YTD 2014-15	Polio Per Capita 2014-15	Polio Goal 2014-15	Polio % of Goal
AG Lance Young	Area 1	253	21,755	20,600	106.3%	\$86.56	\$1,151	\$21,900	\$4,215	\$7,519	\$30	\$9,900	75.9%
AG Steve Bahan	Area 2	133	12,855	13,674	97.5%	\$100.21	\$1,730	\$13,327	\$2,431	\$3,367	\$25	\$4,505	74.7%
AG Beth Padgett	Area 3	394	69,256	56,200	137.2%	\$195.70	\$2,435	\$77,105	\$7,294	\$10,672	\$27	\$6,200	172.1%
AG Franca Meloncelli	Area 4	263	21,231	19,300	54.7%	\$40.12	\$1,798	\$10,553	\$14,143	\$9,932	\$38	\$11,850	83.8%
AG Gene Moorhead	Area 5	133	14,188	18,575	72.3%	\$100.97	\$634	\$13,430	\$4,784	\$4,204	\$32	\$5,465	76.9%
AG Chad Bordeaux	Area 6	237	36,756	27,587	110.3%	\$128.38	\$1,543	\$30,427	\$685	\$4,390	\$19	\$4,450	98.7%
AG Mary Sieck	Area 7	234	9,086	26,109	37.3%	\$41.66	\$2,743	\$9,748	\$1,965	\$920	\$4	\$8,936	10.3%
AG Rich Waugh	Area 8	260	42,709	39,656	65.4%	\$99.69	\$1,631	\$25,918	\$12,221	\$9,441	\$36	\$13,050	72.3%
AG Andrew Hodges	Area 9	241	47,284	29,267	107.6%	\$130.69	\$1,693	\$31,496	\$7,322	\$5,000	\$21	\$6,350	78.7%
AG Buddy Smith	Area 10	196	25,685	23,800	143.9%	\$174.72	\$2,846	\$34,245	\$4,428	\$6,000	\$31	\$4,200	142.9%
AG Chuck Morton	Area 11	136	12,053	16,917	72.7%	\$90.48	\$1,108	\$12,306	\$1,225	\$2,730	\$20	\$7,250	37.7%
AG Ed Irick	Area 12	154	27,519	28,250	106.2%	\$194.81	\$1,074	\$30,001	\$3,686	\$6,289	\$41	\$6,595	95.4%
<b>Total</b>		2,634	340,376	319,935	97.0%	\$117.86	\$20,383	\$310,454	\$64,398	\$70,465	\$27	\$88,751	79.4%

# Top Giving Clubs (Annual Fund)

## Top Clubs by % of AF Goal Achieved

1	Anderson	223%
2	Fort Mill	217%
3	Newberry	193%
4	Clinton	183%
5	Pleasantburg	172%

## Top Clubs by AF Per Capita

1	Greenville Evening	\$419.66
2	Greater Greer	\$408.84
3	Fort Mill	\$267.22
4	Emerald City	\$229.04
5	Greenville	\$214.45

## Top Clubs by Total AF Giving

1	Greenville	\$57,902
2	Fort Mill	\$20,576
3	Aiken	\$16,925
4	Newberry	\$14,299
5	Greenville Evening	\$12,170

# Top Giving Clubs (Polio)

## Top Clubs by % of Polio Goal Achieved

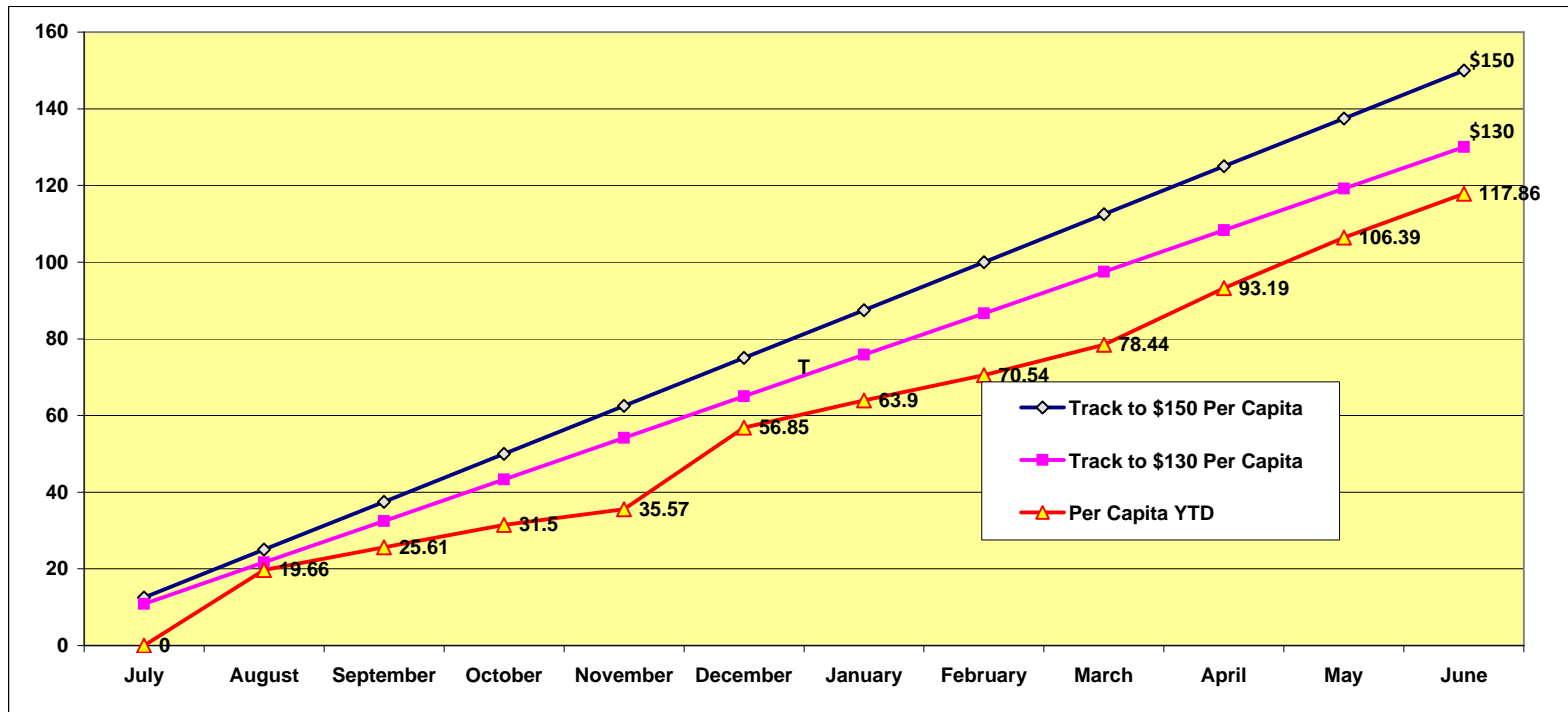
1	Walhalla	2400%
2	Clinton	600%
3	Pleasantburg	320%
4	North Spartanburg	260%
5	Greenville	212%

## Top Clubs by Total Polio Giving

1	Spartanburg	\$7,834
2	Greenville	\$5,300
3	Aiken	\$3,853
4	Pleasantburg	\$3,202
5	Clover	\$3,081

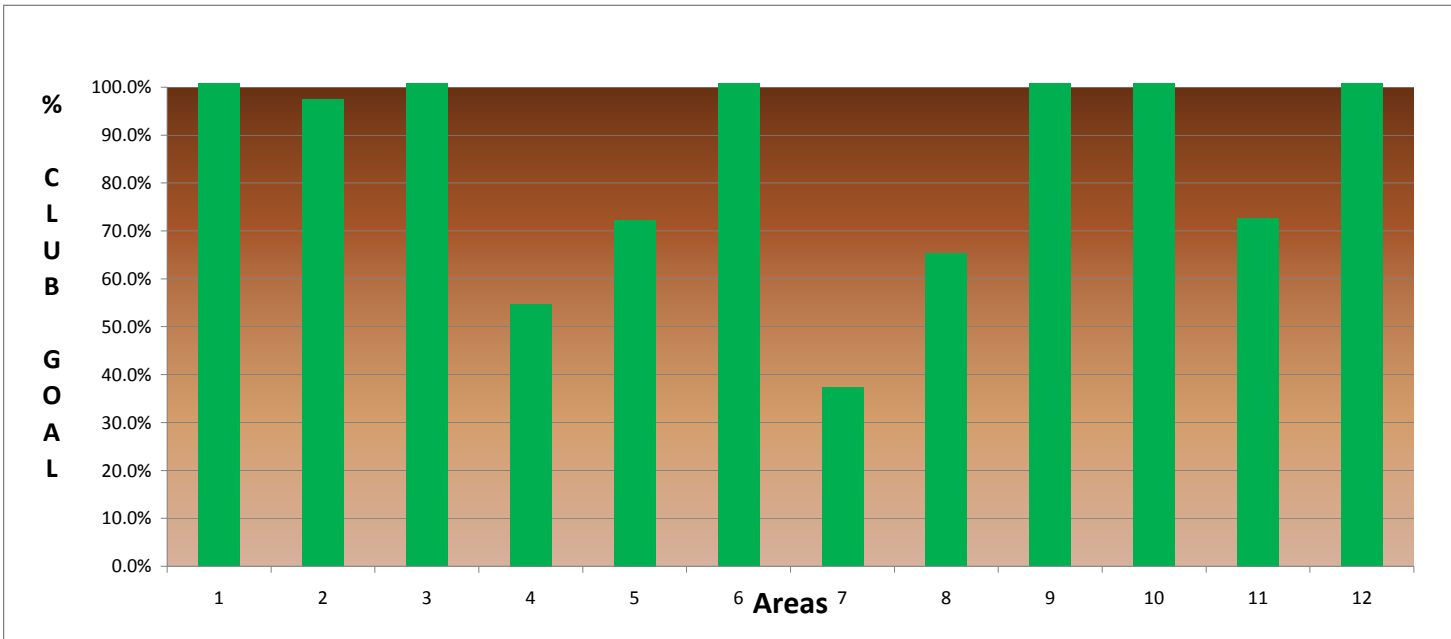
# District Statistics

- 29 Clubs have achieved 100% of their AF Goal
- 34 Clubs have achieved 75% of their AF Goal
- 0 Clubs have achieved their AF Challenge Goal
- 31 Clubs have achieved 100% of their Polio Goal
- 16 Clubs are over \$150 AF Per Capita
- 30 Clubs are over \$100 AF Per Capita
- 0 Clubs have given \$5 Total to the AF (Zero Giving)
- 0 Clubs have given \$5 Total to Polio (Zero Giving)
- 6 Areas have achieved 100% of their AF Goal
- 7 Areas have achieved 75% of their AF Goal
- 0 Areas have achieved their total AF Challenge Goal
- 0 Areas are over \$200 AF Per Capita
- 7 Areas are over \$100 AF Per Capita

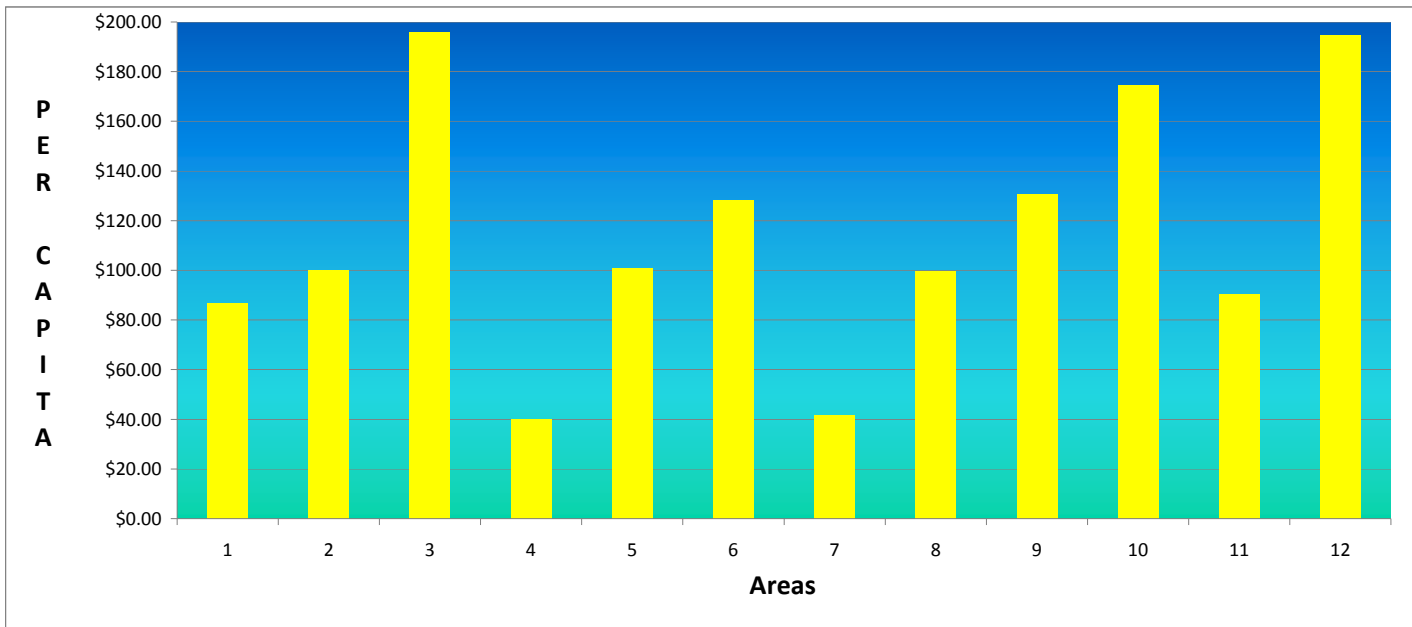




### % of Club AF Goal Achieved - By Area



### AF Per Capita - By Area Goal is \$150



## All Clubs Ranked by % of AF Goal Achieved

1	Anderson	223%
2	Fort Mill	217%
3	Newberry	193%
4	Clinton	183%
5	Pleasantburg	172%
6	Greenwood	167%
7	Greater Greer	167%
8	Spartan West	152%
9	Emerald City	149%
10	Westminster	145%
11	Greenville	138%
12	Easley	136%
13	Twin City of Batesburg-Leesville	130%
14	Greenville East	128%
15	Winnsboro	128%
16	Chester	127%
17	Seneca	120%
18	Mauldin	120%
19	Gaffney	119%
20	North Greenville	119%
21	York	118%
22	Clemson-Calhoun	118%
23	Greenville Breakfast	117%
24	Union	110%
25	Greater Anderson	109%
26	Simpsonville	106%
27	Laurens	102%
28	Greenville Evening	101%
29	Lake Wylie	100%
30	Woodruff	95%

## All Clubs Ranked by % of Polio Goal Achieved

1	Walhalla	2400%
2	Clinton	600%
3	Pleasantburg	320%
4	North Spartanburg	260%
5	Greenville	212%
6	Blacksburg	200%
7	Spartan West	197%
8	Fort Mill	185%
9	Winnsboro	184%
10	EClub of the Carolinas	183%
11	Greenville Evening	180%
12	Aiken Sunrise	147%
13	Anderson	138%
14	Lake Wylie	136%
15	Greenwood	135%
16	Newberry	135%
17	Union	135%
18	Batesburg-Leesville	132%
19	Emerald City	125%
20	Greater Greer	124%
21	Clemson-Calhoun	123%
22	Seneca	123%
23	Pickens	120%
24	Greater Anderson	116%
25	Rock Hill	114%
26	Laurens	105%
27	Westminster	100%
28	Gaffney	100%
29	Twin City of Batesburg-Leesville	100%
30	Simpsonville	100%

31	Seneca Golden Corner	94%
32	Aiken Sunrise	84%
33	Fair Play	76%
34	North Spartanburg	76%
35	EClub of the Carolinas	74%
36	Pickens	71%
37	Aiken	66%
38	Clemson	66%
39	McCormick County	65%
40	Inman	64%
41	The Foothills	62%
42	Abbeville	55%
43	Rock Hill	52%
44	Clover	44%
45	Indian Land	33%
46	Golden Strip Sunrise	31%
47	Walhalla	30%
48	Lancaster Breakfast	24%
49	North Augusta	21%
50	Spartanburg	19%
51	Fountain Inn	18%
52	Lancaster	16%
53	Blacksburg	1%
54	Batesburg-Leesville	0%

31	North Augusta	84%
32	Spartanburg	78%
33	Clover	77%
34	Greenville East	77%
35	York	74%
36	Mauldin	54%
37	Aiken	45%
38	Clemson	29%
39	Seneca Golden Corner	22%
40	Indian Land	18%
41	Lancaster	14%
42	Chester	10%
43	The Foothills	3%
44	McCormick County	2%
45	Fair Play	1%
46	Woodruff	1%
47	Inman	1%
48	Greenville Breakfast	1%
49	Golden Strip Sunrise	1%
50	Easley	1%
51	Fountain Inn	1%
52	Abbeville	0%
53	Lancaster Breakfast	0%
54		0%

## All Clubs Ranked by AF Per Capita

1	Greenville Evening	\$419.66
2	Greater Greer	\$408.84
3	Fort Mill	\$267.22
4	Emerald City	\$229.04
5	Greenville	\$214.45
6	Greenville Breakfast	\$204.88
7	Newberry	\$198.59
8	Twin City of Batesburg-Leesville	\$195.67
9	Clinton	\$189.19
10	York	\$182.26
11	Pleasantburg	\$181.29
12	Spartan West	\$179.66
13	EClub of the Carolinas	\$172.35
14	Union	\$165.63
15	Westminster	\$161.18
16	Mauldin	\$150.60
17	Simpsonville	\$144.26
18	Clover	\$141.23
19	Easley	\$138.10
20	Laurens	\$137.60
21	Aiken Sunrise	\$137.25
22	Greenville East	\$137.04
23	McCormick County	\$130.56
24	Seneca	\$124.58
25	Clemson-Calhoun	\$122.42
26	Pickens	\$107.12
27	Seneca Golden Corner	\$106.82
28	Inman	\$105.00
29	North Greenville	\$104.71
30	Lake Wylie	\$100.44
31	Aiken	\$98.40
32	Greater Anderson	\$98.33
33	Greenwood	\$93.65

## All Clubs Ranked by Polio Per Capita

1	Clover	\$118.50
2	Greater Greer	\$101.55
3	Greenville Evening	\$93.10
4	EClub of the Carolinas	\$88.15
5	Pleasantburg	\$84.26
6	Batesburg-Leesville	\$76.78
7	Clemson-Calhoun	\$76.67
8	Aiken Sunrise	\$73.65
9	Pickens	\$59.81
10	Seneca	\$54.12
11	North Augusta	\$50.67
12	Greater Anderson	\$50.00
13	Simpsonville	\$45.45
14	Spartanburg	\$43.77
15	Laurens	\$43.75
16	Greenville East	\$41.07
17	Clinton	\$37.50
18	Westminster	\$37.10
19	Spartan West	\$35.81
20	Twin City of Batesburg-Leesville	\$33.33
21	North Spartanburg	\$30.95
22	York	\$30.70
23	Union	\$30.68
24	North Greenville	\$29.71
25	Mauldin	\$26.92
26	Fort Mill	\$24.05
27	Emerald City	\$24.04
28	Aiken	\$22.40
29	Lake Wylie	\$20.07
30	Greenville	\$19.63
31	Newberry	\$18.75
32	Anderson	\$17.23
33	Rock Hill	\$16.78

34	Anderson	\$84.86
35	Abbeville	\$81.99
36	Chester	\$76.00
37	Clemson	\$71.10
38	The Foothills	\$62.13
39	North Spartanburg	\$61.79
40	Gaffney	\$61.20
41	Rock Hill	\$55.13
42	Fair Play	\$51.33
43	Indian Land	\$48.87
44	Winnsboro	\$40.66
45	Woodruff	\$37.50
46	North Augusta	\$37.20
47	Lancaster Breakfast	\$36.01
48	Golden Strip Sunrise	\$33.57
49	Walhalla	\$31.45
50	Fountain Inn	\$27.30
51	Lancaster	\$24.13
52	Spartanburg	\$10.64
53	Blacksburg	\$0.77
54	Batesburg-Leesville	\$0.56

34	Clemson	\$15.38
35	Greenwood	\$12.98
36	Seneca Golden Corner	\$11.23
37	Indian Land	\$9.19
38	Lancaster	\$7.08
39	Winnsboro	\$6.58
40	Walhalla	\$3.87
41	Chester	\$3.00
42	Gaffney	\$1.64
43	McCormick County	\$1.11
44	Blacksburg	\$0.77
45	Golden Strip Sunrise	\$0.71
46	Fair Play	\$0.67
47	Woodruff	\$0.67
48	The Foothills	\$0.67
49	Inman	\$0.50
50	Greenville Breakfast	\$0.42
51	Fountain Inn	\$0.27
52	Abbeville	\$0.20
53	Easley	\$0.17
54	Lancaster Breakfast	\$0.14

## All Clubs Ranked by Total AF Giving

1	Greenville	\$57,902
2	Fort Mill	\$20,576
3	Aiken	\$16,925
4	Newberry	\$14,299
5	Greenville Evening	\$12,170
6	Emerald City	\$11,910
7	Greenwood	\$9,740
8	Easley	\$8,010
9	Union	\$7,288
10	Pleasantburg	\$6,889
11	Anderson	\$6,789
12	Laurens	\$6,605
13	Clemson	\$6,470
14	Simpsonville	\$6,348
15	Clinton	\$6,054
16	York	\$6,015
17	Greater Anderson	\$5,703
18	Rock Hill	\$5,624
19	Aiken Sunrise	\$5,490
20	Westminster	\$4,997
21	Greenville Breakfast	\$4,917
22	EClub of the Carolinas	\$4,654
23	Greater Greer	\$4,497
24	Pickens	\$4,392
25	Seneca	\$4,236
26	Abbeville	\$4,018
27	Spartan West	\$3,953
28	Mauldin	\$3,916
29	Greenville East	\$3,837
30	Chester	\$3,800
31	Gaffney	\$3,733
32	Clover	\$3,672

## All Clubs Ranked by Total Polio Giving

1	Spartanburg	\$7,834
2	Greenville	\$5,300
3	Aiken	\$3,853
4	Pleasantburg	\$3,202
5	Clover	\$3,081
6	Aiken Sunrise	\$2,946
7	Greater Anderson	\$2,900
8	Greenville Evening	\$2,700
9	Pickens	\$2,452
10	EClub of the Carolinas	\$2,380
11	Laurens	\$2,100
12	Simpsonville	\$2,000
13	Fort Mill	\$1,852
14	Clemson-Calhoun	\$1,840
15	Seneca	\$1,840
16	Rock Hill	\$1,711
17	Clemson	\$1,400
18	Batesburg-Leesville	\$1,382
19	Anderson	\$1,379
20	Greenwood	\$1,350
21	Newberry	\$1,350
22	Union	\$1,350
23	North Spartanburg	\$1,300
24	Emerald City	\$1,250
25	Clinton	\$1,200
26	Westminster	\$1,150
27	Greenville East	\$1,150
28	Greater Greer	\$1,117
29	York	\$1,013
30	North Greenville	\$1,010
31	Spartan West	\$788
32	North Augusta	\$760

33	North Greenville	\$3,560
34	Clemson-Calhoun	\$2,938
35	Twin City of Batesburg-Leesville	\$2,935
36	Lake Wylie	\$2,712
37	Lancaster Breakfast	\$2,665
38	North Spartanburg	\$2,595
39	Seneca Golden Corner	\$2,350
40	Inman	\$2,100
41	Spartanburg	\$1,905
42	Lancaster	\$1,738
43	Winnsboro	\$1,545
44	Indian Land	\$1,515
45	McCormick County	\$1,175
46	Fountain Inn	\$1,010
47	Walhalla	\$975
48	The Foothills	\$932
49	Fair Play	\$770
50	Woodruff	\$563
51	North Augusta	\$558
52	Golden Strip Sunrise	\$470
53	Blacksburg	\$10

33	Mauldin	\$700
34	Lake Wylie	\$542
35	Lancaster	\$510
36	Twin City of Batesburg-Leesville	\$500
37	Indian Land	\$285
38	Winnsboro	\$250
39	Seneca Golden Corner	\$247
40	Chester	\$150
41	Walhalla	\$120
42	Gaffney	\$100
43	Fair Play	\$10
44	Greenville Breakfast	\$10
45	Inman	\$10
46	Blacksburg	\$10
47	Lancaster Breakfast	\$10
48	Abbeville	\$10
49	McCormick County	\$10
50	Fountain Inn	\$10
51	Golden Strip Sunrise	\$10
52	Woodruff	\$10
53	Easley	\$10

### All Areas Ranked by % of AF Goal Achieved

1	AG Buddy Smith	Area 10	143.9%
2	AG Beth Padgett	Area 3	137.2%
3	AG Chad Bordeaux	Area 6	110.3%
4	AG Andrew Hodges	Area 9	107.6%
5	AG Lance Young	Area 1	106.3%
6	AG Ed Irick	Area 12	106.2%
7	AG Steve Bahan	Area 2	97.5%
8	AG Chuck Morton	Area 11	72.7%
9	AG Gene Moorhead	Area 5	72.3%
10	AG Rich Waugh	Area 8	65.4%
11	AG Franca Melonce	Area 4	54.7%
12	AG Mary Sieck	Area 7	37.3%

### **All Areas Ranked by AF Per Capita**

1	AG Beth Padgett	Area 3	\$195.70
2	AG Ed Irick	Area 12	\$194.81
3	AG Buddy Smith	Area 10	\$174.72
4	AG Andrew Hodges	Area 9	\$130.69
5	AG Chad Bordeaux	Area 6	\$128.38
6	AG Gene Moorhead	Area 5	\$100.97
7	AG Steve Bahan	Area 2	\$100.21
8	AG Rich Waugh	Area 8	\$99.69
9	AG Chuck Morton	Area 11	\$90.48
10	AG Lance Young	Area 1	\$86.56
11	AG Mary Sieck	Area 7	\$41.66
12	AG Franca Melonce	Area 4	\$40.12

### **All Areas Ranked by Total AF Giving**

1	AG Beth Padgett	Area 3	\$77,105
2	AG Buddy Smith	Area 10	\$34,245
3	AG Andrew Hodges	Area 9	\$31,496
4	AG Chad Bordeaux	Area 6	\$30,427
5	AG Ed Irick	Area 12	\$30,001
6	AG Rich Waugh	Area 8	\$25,918
7	AG Lance Young	Area 1	\$21,900
8	AG Gene Moorhead	Area 5	\$13,430
9	AG Steve Bahan	Area 2	\$13,327
10	AG Chuck Morton	Area 11	\$12,306
11	AG Franca Melonce	Area 4	\$10,553
12	AG Mary Sieck	Area 7	\$9,748