



CLUB FUNDRAISING ANALYSIS

INTERIM RESULTS FOR JULY THROUGH FEBRUARY (2020-21)

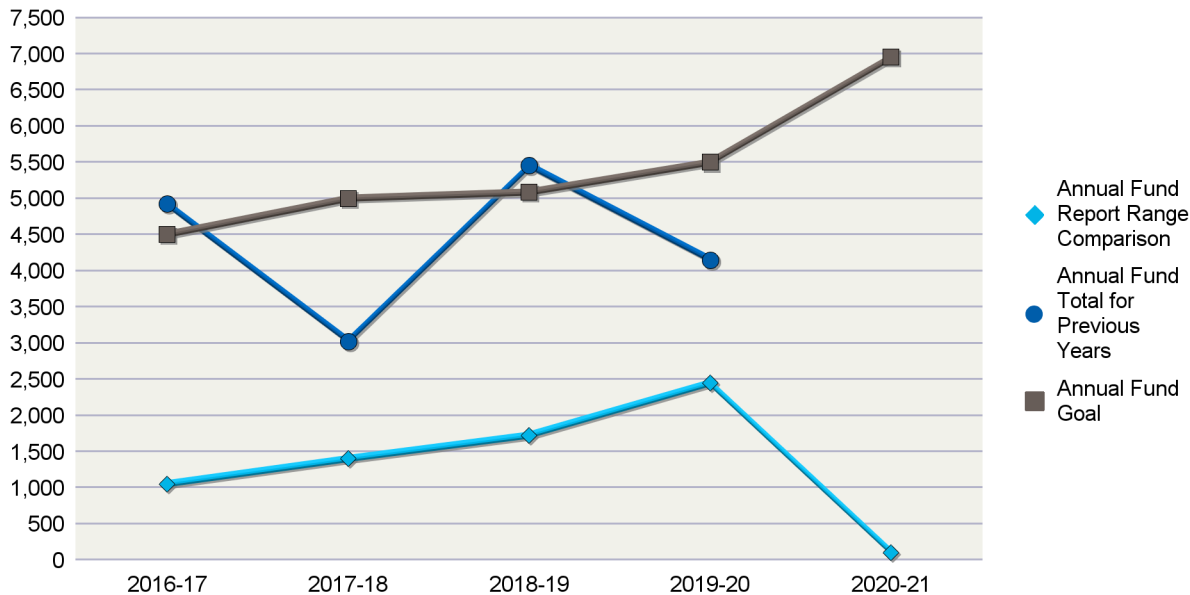
District 7750

Annual Fund Goal

2020-21	\$6,956
2019-20	\$5,500
2018-19	\$5,085
2017-18	\$5,000
2016-17	\$4,500

Annual Fund Contributions

2020-21	\$100
2019-20	\$4,150
2018-19	\$5,460
2017-18	\$3,025
2016-17	\$4,927



Annual Fund Report Range Comparison is the Annual Fund giving from 1 July to 28 February for current and previous years

The prior four-year average in Annual Fund giving from July through 28 February is \$1,657. This figure can be used to compare Annual Fund giving for the current Rotary year.

*Total Contributions include Annual Fund, PolioPlus, approved Foundation Grants, Other Giving, and Endowment contributions for the reporting period.

For questions and additional club reports please use [MyRotary](#) or call the Rotary Support Center toll free at (+1-866-976-8279) or by email at (rotarysupportcenter@rotary.org).

Abbeville, SC (6186)

Total Contributions*

2020-21	\$100
2019-20	\$4,275
2018-19	\$5,610
2017-18	\$3,125
2016-17	\$6,227

AF Per Capita Club District

2020-21	\$2	\$79
2019-20	\$80	\$163
2018-19	\$121	\$188
2017-18	\$64	\$152
2016-17	\$103	\$180

Membership

2020-21	45
2019-20	52
2018-19	45
2017-18	47
2016-17	48

	EREY Members	Sustaining Members	PHS Eligible
2020-21	1	1	0
2019-20	36	30	1
2018-19	54	29	0
2017-18	45	25	0
2016-17	47	25	0

Note: 'EREY Members' reflect the number of donors who contributed some amount to the Annual Fund during the Rotary Year. 'Sustaining Members' reflect the number of donors who contributed US\$100 or more to the Annual Fund. 'PHS Eligible' reflect the number of donors who contributed US\$1,000 or more to the Annual Fund, Polio Plus or approved Foundation Grant.



CLUB FUNDRAISING ANALYSIS

INTERIM RESULTS FOR JULY THROUGH FEBRUARY (2020-21)

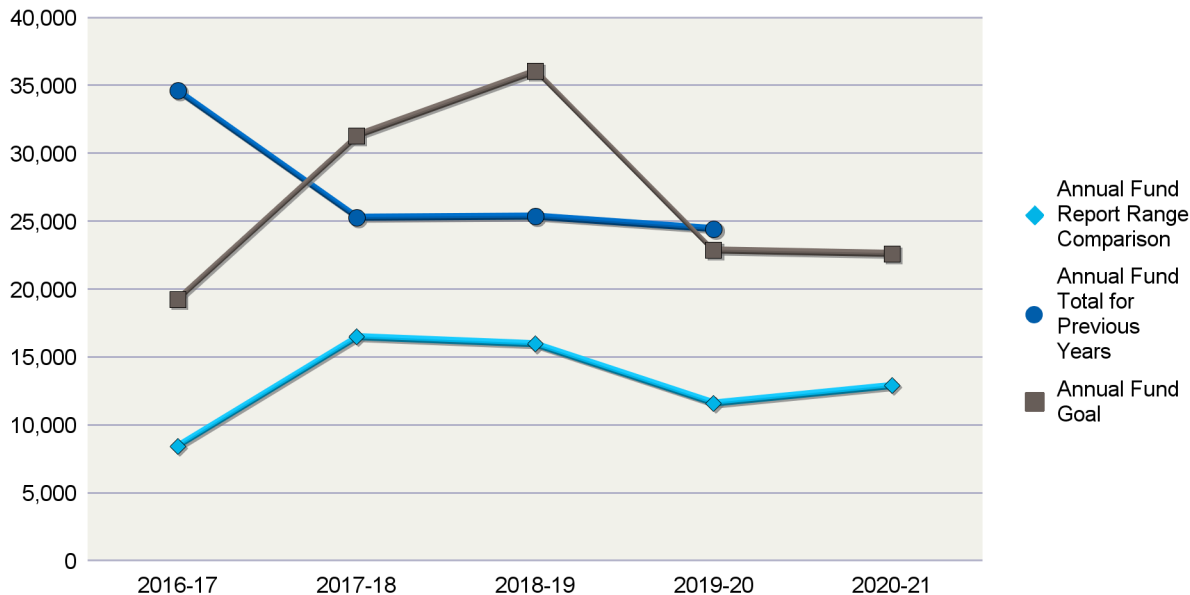
District 7750

Annual Fund Goal

2020-21	\$22,620
2019-20	\$22,875
2018-19	\$36,075
2017-18	\$31,304
2016-17	\$19,260

Annual Fund Contributions

2020-21	\$12,905
2019-20	\$24,441
2018-19	\$25,370
2017-18	\$25,283
2016-17	\$34,625



Annual Fund Report Range Comparison is the Annual Fund giving from 1 July to 28 February for current and previous years

The prior four-year average in Annual Fund giving from July through 28 February is \$13,129. This figure can be used to compare Annual Fund giving for the current Rotary year.

*Total Contributions include Annual Fund, PolioPlus, approved Foundation Grants, Other Giving, and Endowment contributions for the reporting period.

For questions and additional club reports please use [MyRotary](#) or call the Rotary Support Center toll free at (+1-866-976-8279) or by email at (rotarysupportcenter@rotary.org).

Aiken, SC (6187)

Total Contributions*

2020-21	\$20,505
2019-20	\$27,822
2018-19	\$30,906
2017-18	\$30,781
2016-17	\$50,996

AF Per Capita	Club	District
2020-21	\$71	\$79
2019-20	\$135	\$163
2018-19	\$141	\$188
2017-18	\$140	\$152
2016-17	\$192	\$180

Membership

2020-21	183
2019-20	181
2018-19	180
2017-18	181
2016-17	180

	EREY Members	Sustaining Members	PHS Eligible
2020-21	154	17	1
2019-20	183	129	4
2018-19	188	140	3
2017-18	177	140	4
2016-17	184	124	5

Note: 'EREY Members' reflect the number of donors who contributed some amount to the Annual Fund during the Rotary Year. 'Sustaining Members' reflect the number of donors who contributed US\$100 or more to the Annual Fund. 'PHS Eligible' reflect the number of donors who contributed US\$1,000 or more to the Annual Fund, Polio Plus or approved Foundation Grant.



CLUB FUNDRAISING ANALYSIS

INTERIM RESULTS FOR JULY THROUGH FEBRUARY (2020-21)

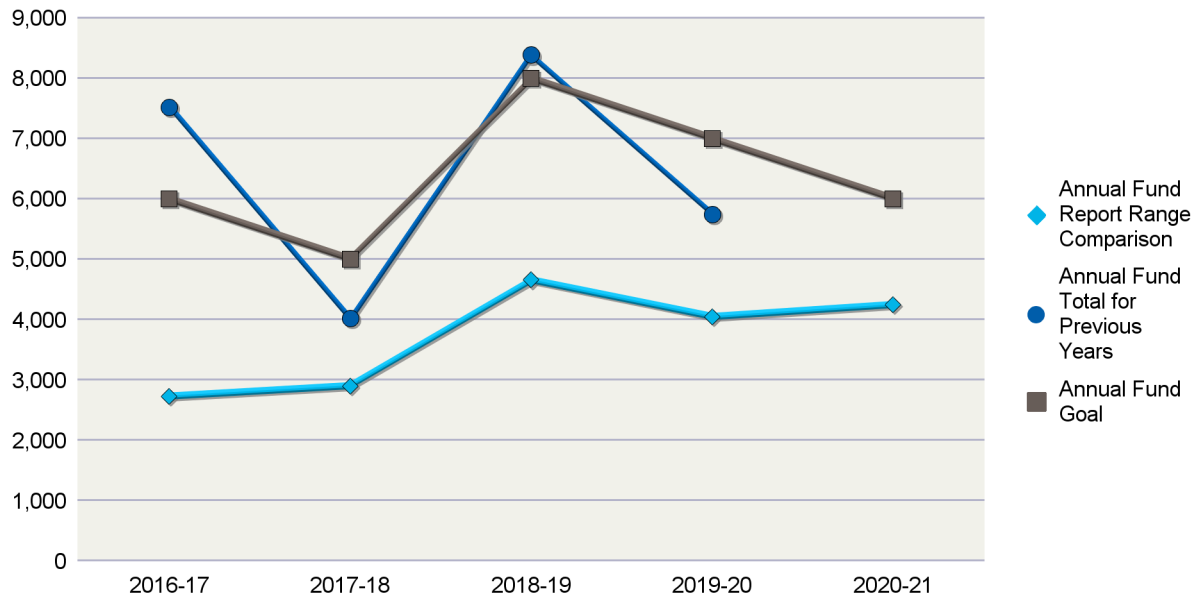
District 7750

Annual Fund Goal

2020-21	\$6,000
2019-20	\$7,000
2018-19	\$8,000
2017-18	\$5,000
2016-17	\$6,000

Annual Fund Contributions

2020-21	\$4,244
2019-20	\$5,745
2018-19	\$8,385
2017-18	\$4,025
2016-17	\$7,518



Annual Fund Report Range Comparison is the Annual Fund giving from 1 July to 28 February for current and previous years

The prior four-year average in Annual Fund giving from July through 28 February is \$3,582. This figure can be used to compare Annual Fund giving for the current Rotary year.

*Total Contributions include Annual Fund, PolioPlus, approved Foundation Grants, Other Giving, and Endowment contributions for the reporting period.

For questions and additional club reports please use [MyRotary](#) or call the Rotary Support Center toll free at (+1-866-976-8279) or by email at (rotarysupportcenter@rotary.org).

Aiken Sunrise, SC (23372)

Total Contributions*

2020-21	\$5,508
2019-20	\$8,130
2018-19	\$38,702
2017-18	\$6,835
2016-17	\$10,056

AF Per Capita	Club	District
2020-21	\$133	\$79
2019-20	\$169	\$163
2018-19	\$215	\$188
2017-18	\$118	\$152
2016-17	\$209	\$180

Membership

2020-21	32
2019-20	34
2018-19	39
2017-18	34
2016-17	36

	EREY Members	Sustaining Members	PHS Eligible
2020-21	25	7	1
2019-20	35	18	3
2018-19	35	27	3
2017-18	8	7	3
2016-17	31	19	4

Note: 'EREY Members' reflect the number of donors who contributed some amount to the Annual Fund during the Rotary Year. 'Sustaining Members' reflect the number of donors who contributed US\$100 or more to the Annual Fund. 'PHS Eligible' reflect the number of donors who contributed US\$1,000 or more to the Annual Fund, Polio Plus or approved Foundation Grant.



CLUB FUNDRAISING ANALYSIS

INTERIM RESULTS FOR JULY THROUGH FEBRUARY (2020-21)

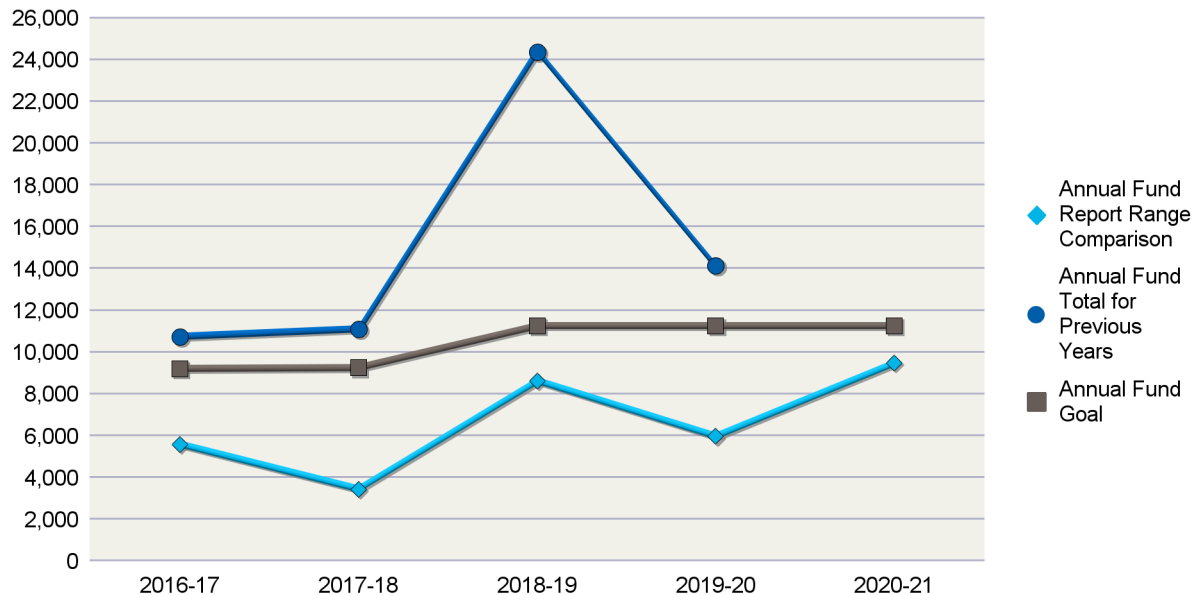
District 7750

Annual Fund Goal

2020-21	\$11,250
2019-20	\$11,250
2018-19	\$11,250
2017-18	\$9,240
2016-17	\$9,200

Annual Fund Contributions

2020-21	\$9,475
2019-20	\$14,130
2018-19	\$24,372
2017-18	\$11,098
2016-17	\$10,735



Annual Fund Report Range Comparison is the Annual Fund giving from 1 July to 28 February for current and previous years

The prior four-year average in Annual Fund giving from July through 28 February is \$5,898. This figure can be used to compare Annual Fund giving for the current Rotary year.

*Total Contributions include Annual Fund, PolioPlus, approved Foundation Grants, Other Giving, and Endowment contributions for the reporting period.

For questions and additional club reports please use [MyRotary](#) or call the Rotary Support Center toll free at (+1-866-976-8279) or by email at (rotarysupportcenter@rotary.org).

Anderson, SC (6188)

Total Contributions*

2020-21	\$12,123
2019-20	\$17,885
2018-19	\$28,776
2017-18	\$16,199
2016-17	\$13,276

AF Per Capita	Club	District
2020-21	\$128	\$79
2019-20	\$196	\$163
2018-19	\$329	\$188
2017-18	\$176	\$152
2016-17	\$134	\$180

Membership

2020-21	74
2019-20	72
2018-19	74
2017-18	63
2016-17	80

	EREY Members	Sustaining Members	PHS Eligible
2020-21	79	2	2
2019-20	64	41	4
2018-19	71	44	4
2017-18	62	30	2
2016-17	78	53	2

Note: 'EREY Members' reflect the number of donors who contributed some amount to the Annual Fund during the Rotary Year. 'Sustaining Members' reflect the number of donors who contributed US\$100 or more to the Annual Fund. 'PHS Eligible' reflect the number of donors who contributed US\$1,000 or more to the Annual Fund, Polio Plus or approved Foundation Grant.



CLUB FUNDRAISING ANALYSIS

INTERIM RESULTS FOR JULY THROUGH FEBRUARY (2020-21)

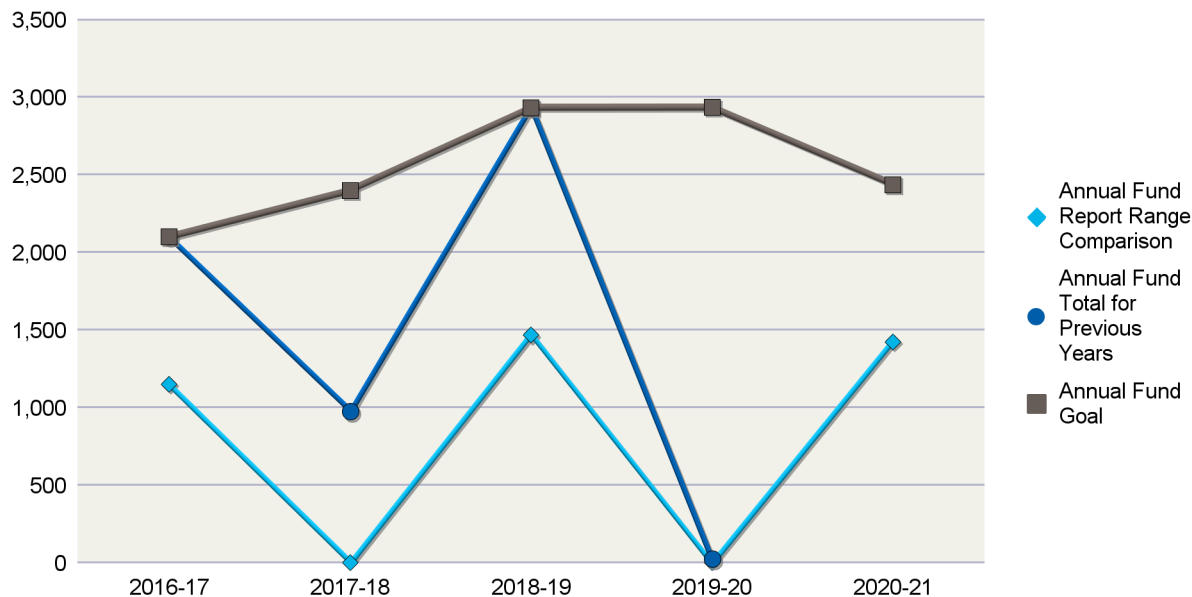
District 7750

Annual Fund Goal

2020-21	\$2,436
2019-20	\$2,935
2018-19	\$2,934
2017-18	\$2,400
2016-17	\$2,100

Annual Fund Contributions

2020-21	\$1,425
2019-20	\$25
2018-19	\$2,934
2017-18	\$975
2016-17	\$2,100



Annual Fund Report Range Comparison is the Annual Fund giving from 1 July to 28 February for current and previous years

The prior four-year average in Annual Fund giving from July through 28 February is \$654. This figure can be used to compare Annual Fund giving for the current Rotary year.

*Total Contributions include Annual Fund, PolioPlus, approved Foundation Grants, Other Giving, and Endowment contributions for the reporting period.

For questions and additional club reports please use [MyRotary](#) or call the Rotary Support Center toll free at (+1-866-976-8279) or by email at (rotarysupportcenter@rotary.org).

Batesburg-Leesville, SC (6189)

Total Contributions*

2020-21	\$2,125
2019-20	\$675
2018-19	\$5,136
2017-18	\$2,986
2016-17	\$3,455

AF Per Capita Club District

2020-21	\$110	\$79
2019-20	\$2	\$163
2018-19	\$173	\$188
2017-18	\$57	\$152
2016-17	\$150	\$180

Membership

2020-21	13
2019-20	14
2018-19	17
2017-18	17
2016-17	14

	EREY Members	Sustaining Members	PHS Eligible
2020-21	14	14	0
2019-20	1	0	0
2018-19	0	0	0
2017-18	1	0	0
2016-17	0	0	0

Note: 'EREY Members' reflect the number of donors who contributed some amount to the Annual Fund during the Rotary Year. 'Sustaining Members' reflect the number of donors who contributed US\$100 or more to the Annual Fund. 'PHS Eligible' reflect the number of donors who contributed US\$1,000 or more to the Annual Fund, Polio Plus or approved Foundation Grant.



CLUB FUNDRAISING ANALYSIS

INTERIM RESULTS FOR JULY THROUGH FEBRUARY (2020-21)

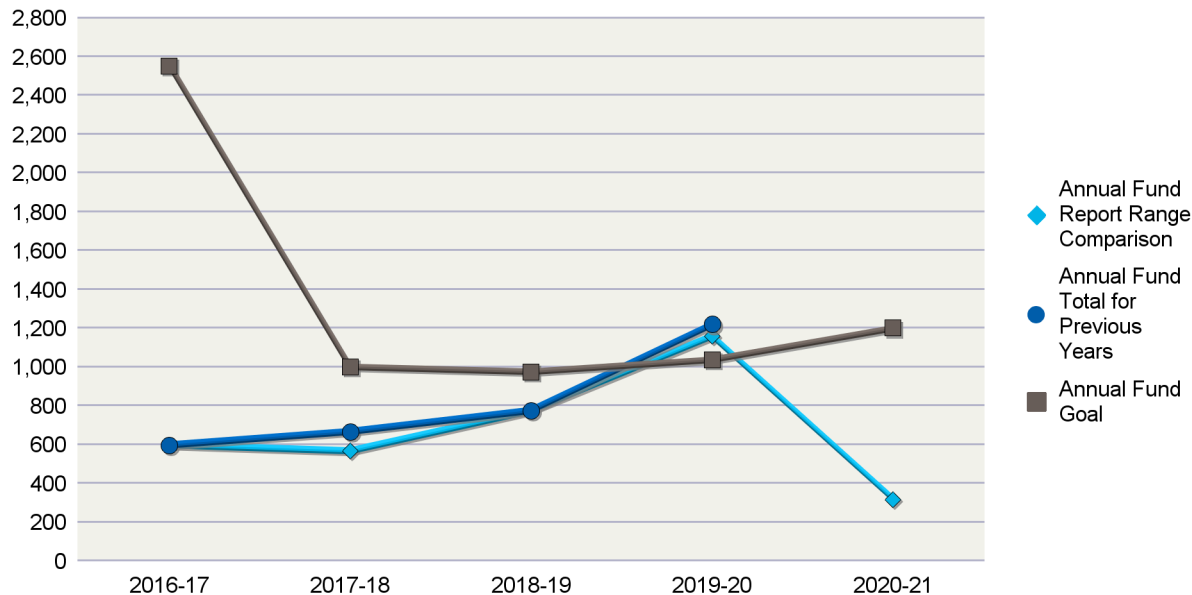
District 7750

Annual Fund Goal

2020-21	\$1,200
2019-20	\$1,037
2018-19	\$975
2017-18	\$1,000
2016-17	\$2,550

Annual Fund Contributions

2020-21	\$315
2019-20	\$1,220
2018-19	\$775
2017-18	\$666
2016-17	\$597



Annual Fund Report Range Comparison is the Annual Fund giving from 1 July to 28 February for current and previous years

The prior four-year average in Annual Fund giving from July through 28 February is \$774. This figure can be used to compare Annual Fund giving for the current Rotary year.

*Total Contributions include Annual Fund, PolioPlus, approved Foundation Grants, Other Giving, and Endowment contributions for the reporting period.

For questions and additional club reports please use [MyRotary](#) or call the Rotary Support Center toll free at (+1-866-976-8279) or by email at (rotarysupportcenter@rotary.org).

Blacksburg, SC (6190)

Total Contributions*

2020-21	\$790
2019-20	\$1,703
2018-19	\$1,655
2017-18	\$1,116
2016-17	\$952

AF Per Capita Club District

2020-21	\$20	\$79
2019-20	\$72	\$163
2018-19	\$52	\$188
2017-18	\$51	\$152
2016-17	\$40	\$180

Membership

2020-21	16
2019-20	17
2018-19	15
2017-18	13
2016-17	15

	EREY Members	Sustaining Members	PHS Eligible
2020-21	5	2	0
2019-20	11	8	0
2018-19	8	7	0
2017-18	7	6	0
2016-17	7	4	0

Note: 'EREY Members' reflect the number of donors who contributed some amount to the Annual Fund during the Rotary Year. 'Sustaining Members' reflect the number of donors who contributed US\$100 or more to the Annual Fund. 'PHS Eligible' reflect the number of donors who contributed US\$1,000 or more to the Annual Fund, Polio Plus or approved Foundation Grant.



CLUB FUNDRAISING ANALYSIS

INTERIM RESULTS FOR JULY THROUGH FEBRUARY (2020-21)

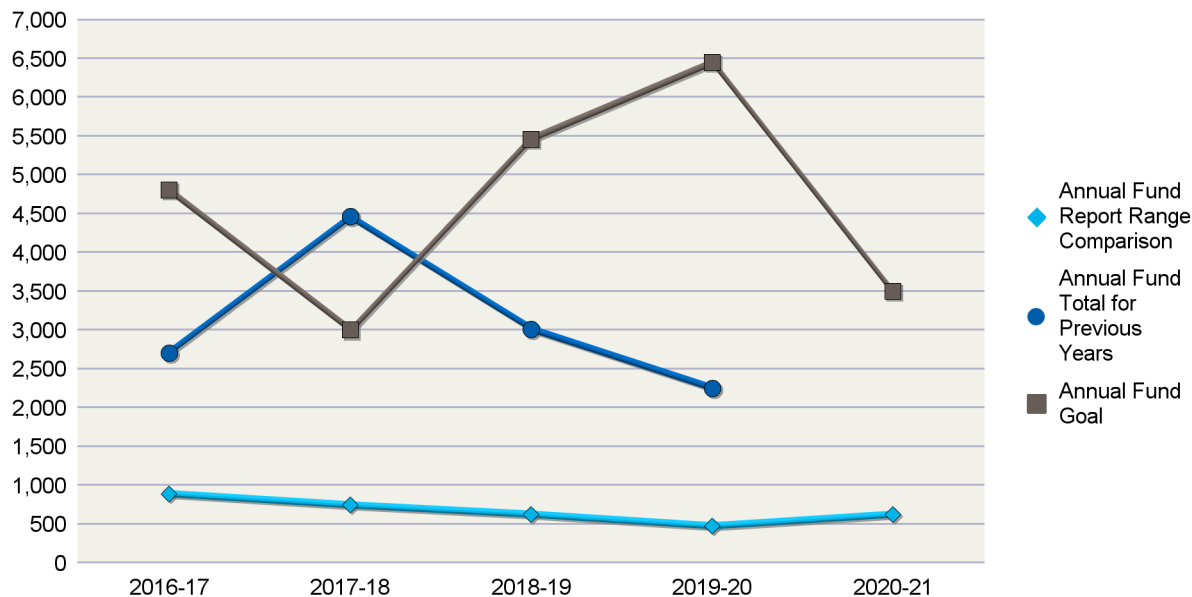
District 7750

Annual Fund Goal

2020-21	\$3,500
2019-20	\$6,450
2018-19	\$5,460
2017-18	\$3,000
2016-17	\$4,806

Annual Fund Contributions

2020-21	\$625
2019-20	\$2,250
2018-19	\$3,015
2017-18	\$4,465
2016-17	\$2,710



Annual Fund Report Range Comparison is the Annual Fund giving from 1 July to 28 February for current and previous years

The prior four-year average in Annual Fund giving from July through 28 February is \$684. This figure can be used to compare Annual Fund giving for the current Rotary year.

*Total Contributions include Annual Fund, PolioPlus, approved Foundation Grants, Other Giving, and Endowment contributions for the reporting period.

For questions and additional club reports please use [MyRotary](#) or call the Rotary Support Center toll free at (+1-866-976-8279) or by email at (rotarysupportcenter@rotary.org).

Chester, SC (6191)

Total Contributions*

2020-21	\$2,545
2019-20	\$5,210
2018-19	\$5,795
2017-18	\$8,685
2016-17	\$4,476

AF Per Capita Club District

2020-21	\$11	\$79
2019-20	\$41	\$163
2018-19	\$57	\$188
2017-18	\$83	\$152
2016-17	\$50	\$180

Membership

2020-21	55
2019-20	55
2018-19	53
2017-18	54
2016-17	54

	EREY Members	Sustaining Members	PHS Eligible
2020-21	7	2	0
2019-20	11	8	1
2018-19	17	14	1
2017-18	24	21	1
2016-17	19	17	1

Note: 'EREY Members' reflect the number of donors who contributed some amount to the Annual Fund during the Rotary Year. 'Sustaining Members' reflect the number of donors who contributed US\$100 or more to the Annual Fund. 'PHS Eligible' reflect the number of donors who contributed US\$1,000 or more to the Annual Fund, Polio Plus or approved Foundation Grant.



CLUB FUNDRAISING ANALYSIS

INTERIM RESULTS FOR JULY THROUGH FEBRUARY (2020-21)

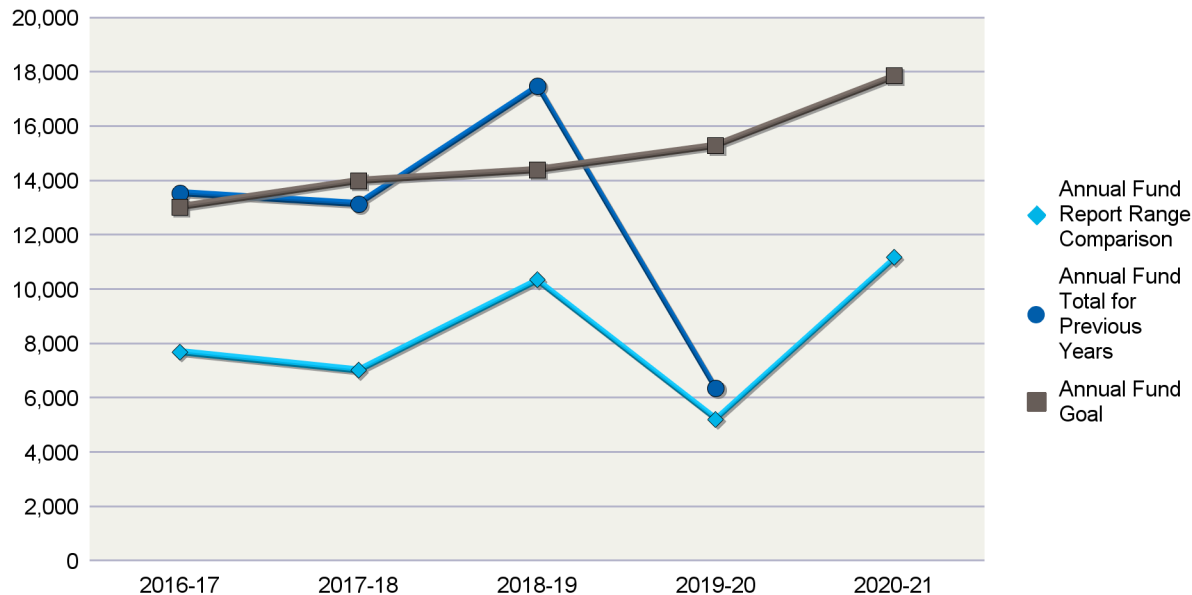
District 7750

Annual Fund Goal

2020-21	\$17,856
2019-20	\$15,295
2018-19	\$14,400
2017-18	\$14,000
2016-17	\$13,033

Annual Fund Contributions

2020-21	\$11,170
2019-20	\$6,364
2018-19	\$17,479
2017-18	\$13,144
2016-17	\$13,549



Annual Fund Report Range Comparison is the Annual Fund giving from 1 July to 28 February for current and previous years

The prior four-year average in Annual Fund giving from July through 28 February is \$7,565. This figure can be used to compare Annual Fund giving for the current Rotary year.

*Total Contributions include Annual Fund, PolioPlus, approved Foundation Grants, Other Giving, and Endowment contributions for the reporting period.

For questions and additional club reports please use [MyRotary](#) or call the Rotary Support Center toll free at (+1-866-976-8279) or by email at (rotarysupportcenter@rotary.org).

Clemson, SC (6192)

Total Contributions*

2020-21	\$11,416
2019-20	\$10,872
2018-19	\$23,049
2017-18	\$15,175
2016-17	\$15,523

AF Per Capita	Club	District
2020-21	\$116	\$79
2019-20	\$71	\$163
2018-19	\$186	\$188
2017-18	\$141	\$152
2016-17	\$138	\$180

Membership

2020-21	96
2019-20	90
2018-19	94
2017-18	93
2016-17	98

	EREY Members	Sustaining Members	PHS Eligible
2020-21	46	34	1
2019-20	43	22	2
2018-19	85	67	3
2017-18	87	59	1
2016-17	81	56	1

Note: 'EREY Members' reflect the number of donors who contributed some amount to the Annual Fund during the Rotary Year. 'Sustaining Members' reflect the number of donors who contributed US\$100 or more to the Annual Fund. 'PHS Eligible' reflect the number of donors who contributed US\$1,000 or more to the Annual Fund, Polio Plus or approved Foundation Grant.



CLUB FUNDRAISING ANALYSIS

INTERIM RESULTS FOR JULY THROUGH FEBRUARY (2020-21)

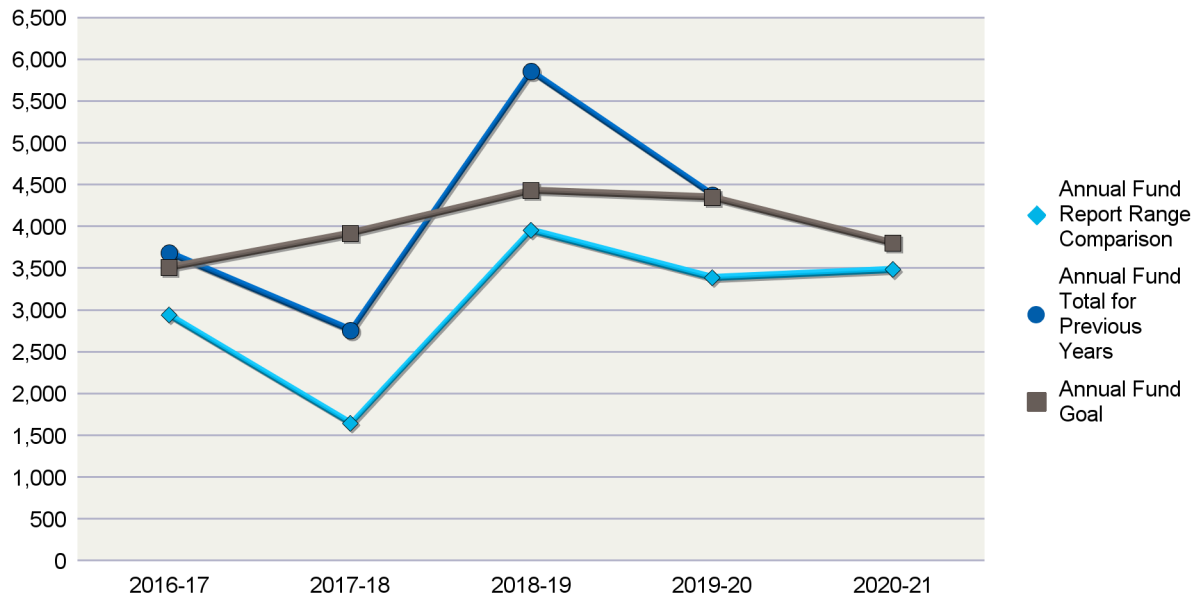
District 7750

Annual Fund Goal

2020-21	\$3,800
2019-20	\$4,350
2018-19	\$4,433
2017-18	\$3,920
2016-17	\$3,510

Annual Fund Contributions

2020-21	\$3,485
2019-20	\$4,377
2018-19	\$5,861
2017-18	\$2,760
2016-17	\$3,687



Annual Fund Report Range Comparison is the Annual Fund giving from 1 July to 28 February for current and previous years

The prior four-year average in Annual Fund giving from July through 28 February is \$2,982. This figure can be used to compare Annual Fund giving for the current Rotary year.

*Total Contributions include Annual Fund, PolioPlus, approved Foundation Grants, Other Giving, and Endowment contributions for the reporting period.

For questions and additional club reports please use [MyRotary](#) or call the Rotary Support Center toll free at (+1-866-976-8279) or by email at (rotarysupportcenter@rotary.org).

Clemson Sunrise, SC (23983)

Total Contributions*

2020-21	\$4,520
2019-20	\$6,977
2018-19	\$7,564
2017-18	\$4,785
2016-17	\$5,890

AF Per Capita	Club	District
2020-21	\$89	\$79
2019-20	\$129	\$163
2018-19	\$209	\$188
2017-18	\$99	\$152
2016-17	\$142	\$180

Membership

2020-21	39
2019-20	34
2018-19	28
2017-18	28
2016-17	26

	EREY Members	Sustaining Members	PHS Eligible
2020-21	24	14	1
2019-20	29	12	2
2018-19	12	11	1
2017-18	20	9	1
2016-17	13	8	1

Note: 'EREY Members' reflect the number of donors who contributed some amount to the Annual Fund during the Rotary Year. 'Sustaining Members' reflect the number of donors who contributed US\$100 or more to the Annual Fund. 'PHS Eligible' reflect the number of donors who contributed US\$1,000 or more to the Annual Fund, Polio Plus or approved Foundation Grant.



CLUB FUNDRAISING ANALYSIS

INTERIM RESULTS FOR JULY THROUGH FEBRUARY (2020-21)

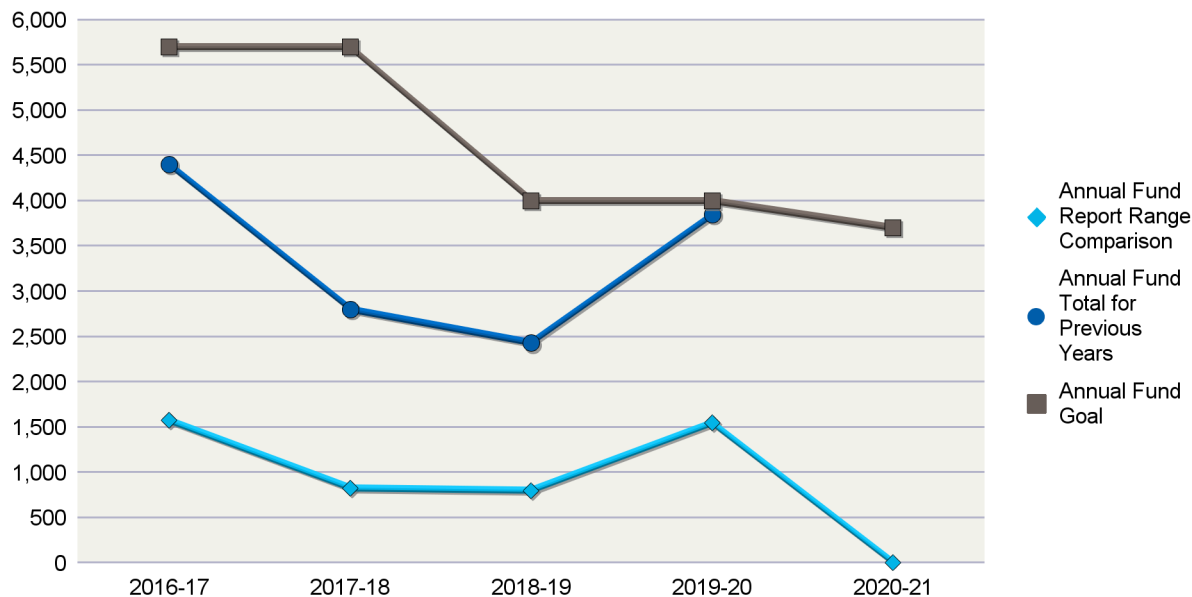
District 7750

Annual Fund Goal

2020-21	\$3,700
2019-20	\$4,000
2018-19	\$4,000
2017-18	\$5,700
2016-17	\$5,700

Annual Fund Contributions

2020-21	\$0
2019-20	\$3,850
2018-19	\$2,430
2017-18	\$2,800
2016-17	\$4,403



Annual Fund Report Range Comparison is the Annual Fund giving from 1 July to 28 February for current and previous years

The prior four-year average in Annual Fund giving from July through 28 February is \$1,188. This figure can be used to compare Annual Fund giving for the current Rotary year.

*Total Contributions include Annual Fund, PolioPlus, approved Foundation Grants, Other Giving, and Endowment contributions for the reporting period.

For questions and additional club reports please use [MyRotary](#) or call the Rotary Support Center toll free at (+1-866-976-8279) or by email at (rotarysupportcenter@rotary.org).

Clinton, SC (6193)

Total Contributions*

2020-21	\$0
2019-20	\$4,450
2018-19	\$2,480
2017-18	\$2,950
2016-17	\$5,543

AF Per Capita Club District

2020-21	\$0	\$79
2019-20	\$124	\$163
2018-19	\$93	\$188
2017-18	\$117	\$152
2016-17	\$157	\$180

Membership

2020-21	37
2019-20	31
2018-19	26
2017-18	24
2016-17	28

	EREY Members	Sustaining Members	PHS Eligible
2020-21	0	0	0
2019-20	35	35	0
2018-19	26	23	0
2017-18	29	29	0
2016-17	23	22	1

Note: 'EREY Members' reflect the number of donors who contributed some amount to the Annual Fund during the Rotary Year. 'Sustaining Members' reflect the number of donors who contributed US\$100 or more to the Annual Fund. 'PHS Eligible' reflect the number of donors who contributed US\$1,000 or more to the Annual Fund, Polio Plus or approved Foundation Grant.



CLUB FUNDRAISING ANALYSIS

INTERIM RESULTS FOR JULY THROUGH FEBRUARY (2020-21)

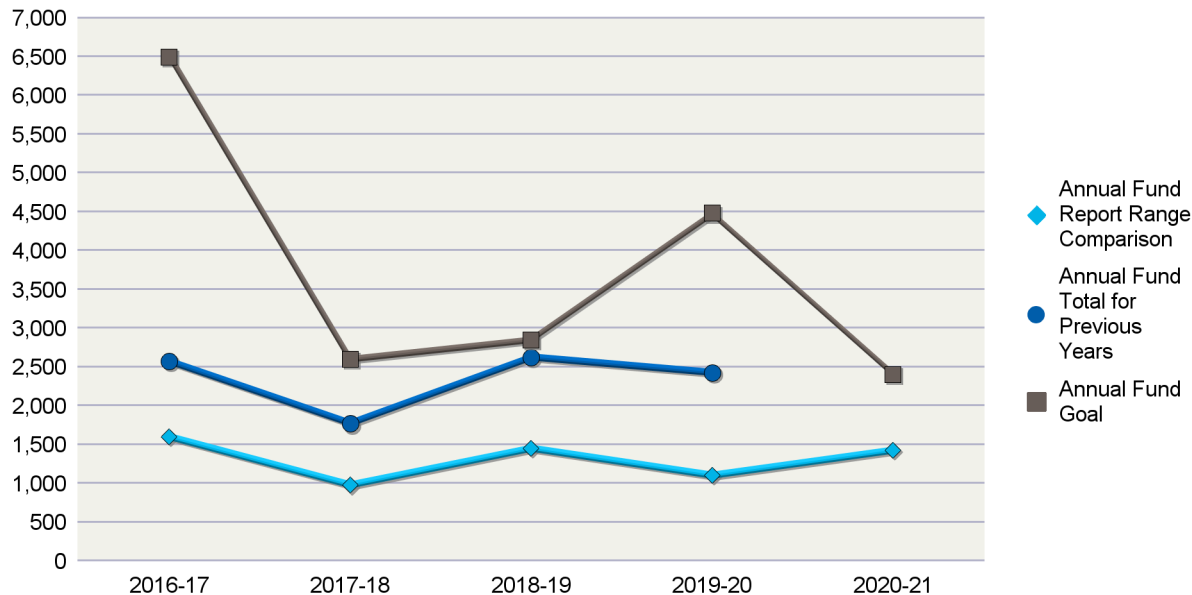
District 7750

Annual Fund Goal

2020-21	\$2,400
2019-20	\$4,480
2018-19	\$2,850
2017-18	\$2,600
2016-17	\$6,496

Annual Fund Contributions

2020-21	\$1,425
2019-20	\$2,425
2018-19	\$2,625
2017-18	\$1,769
2016-17	\$2,573



Annual Fund Report Range Comparison is the Annual Fund giving from 1 July to 28 February for current and previous years

The prior four-year average in Annual Fund giving from July through 28 February is \$1,281. This figure can be used to compare Annual Fund giving for the current Rotary year.

*Total Contributions include Annual Fund, PolioPlus, approved Foundation Grants, Other Giving, and Endowment contributions for the reporting period.

For questions and additional club reports please use [MyRotary](#) or call the Rotary Support Center toll free at (+1-866-976-8279) or by email at (rotarysupportcenter@rotary.org).

Clover, SC (23170)

Total Contributions*

2020-21	\$3,401
2019-20	\$5,831
2018-19	\$7,417
2017-18	\$4,588
2016-17	\$6,929

AF Per Capita Club District

2020-21	\$65	\$79
2019-20	\$90	\$163
2018-19	\$154	\$188
2017-18	\$80	\$152
2016-17	\$123	\$180

Membership

2020-21	22
2019-20	27
2018-19	17
2017-18	22
2016-17	21

	EREY Members	Sustaining Members	PHS Eligible
2020-21	18	2	1
2019-20	24	11	1
2018-19	26	15	1
2017-18	18	9	1
2016-17	22	17	1

Note: 'EREY Members' reflect the number of donors who contributed some amount to the Annual Fund during the Rotary Year. 'Sustaining Members' reflect the number of donors who contributed US\$100 or more to the Annual Fund. 'PHS Eligible' reflect the number of donors who contributed US\$1,000 or more to the Annual Fund, Polio Plus or approved Foundation Grant.



CLUB FUNDRAISING ANALYSIS

INTERIM RESULTS FOR JULY THROUGH FEBRUARY (2020-21)

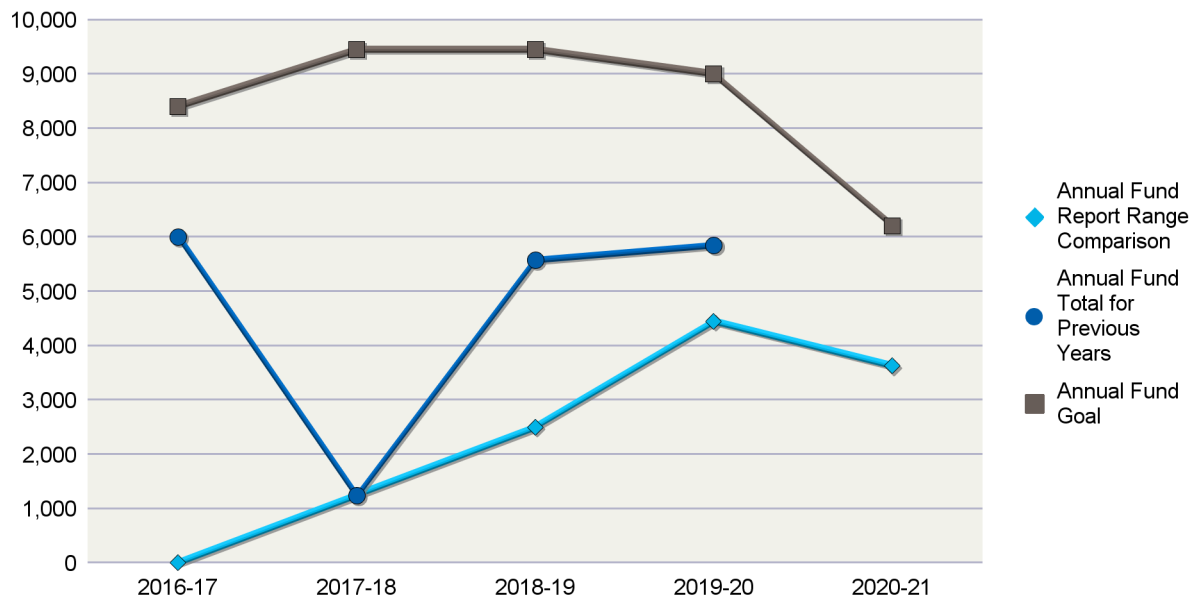
District 7750

Annual Fund Goal

2020-21	\$6,200
2019-20	\$9,000
2018-19	\$9,451
2017-18	\$9,451
2016-17	\$8,400

Annual Fund Contributions

2020-21	\$3,625
2019-20	\$5,850
2018-19	\$5,575
2017-18	\$1,250
2016-17	\$6,000



Annual Fund Report Range Comparison is the Annual Fund giving from 1 July to 28 February for current and previous years

The prior four-year average in Annual Fund giving from July through 28 February is \$2,050. This figure can be used to compare Annual Fund giving for the current Rotary year.

*Total Contributions include Annual Fund, PolioPlus, approved Foundation Grants, Other Giving, and Endowment contributions for the reporting period.

For questions and additional club reports please use [MyRotary](#) or call the Rotary Support Center toll free at (+1-866-976-8279) or by email at (rotarysupportcenter@rotary.org).

Easley, SC (6194)

Total Contributions*

2020-21	\$3,941
2019-20	\$7,475
2018-19	\$7,825
2017-18	\$1,275
2016-17	\$7,527

AF Per Capita Club District

2020-21	\$63	\$79
2019-20	\$98	\$163
2018-19	\$109	\$188
2017-18	\$23	\$152
2016-17	\$115	\$180

Membership

2020-21	58
2019-20	60
2018-19	51
2017-18	55
2016-17	52

	EREY Members	Sustaining Members	PHS Eligible
2020-21	50	3	2
2019-20	62	4	2
2018-19	61	4	2
2017-18	2	2	1
2016-17	4	4	4

Note: 'EREY Members' reflect the number of donors who contributed some amount to the Annual Fund during the Rotary Year. 'Sustaining Members' reflect the number of donors who contributed US\$100 or more to the Annual Fund. 'PHS Eligible' reflect the number of donors who contributed US\$1,000 or more to the Annual Fund, Polio Plus or approved Foundation Grant.



CLUB FUNDRAISING ANALYSIS

INTERIM RESULTS FOR JULY THROUGH FEBRUARY (2020-21)

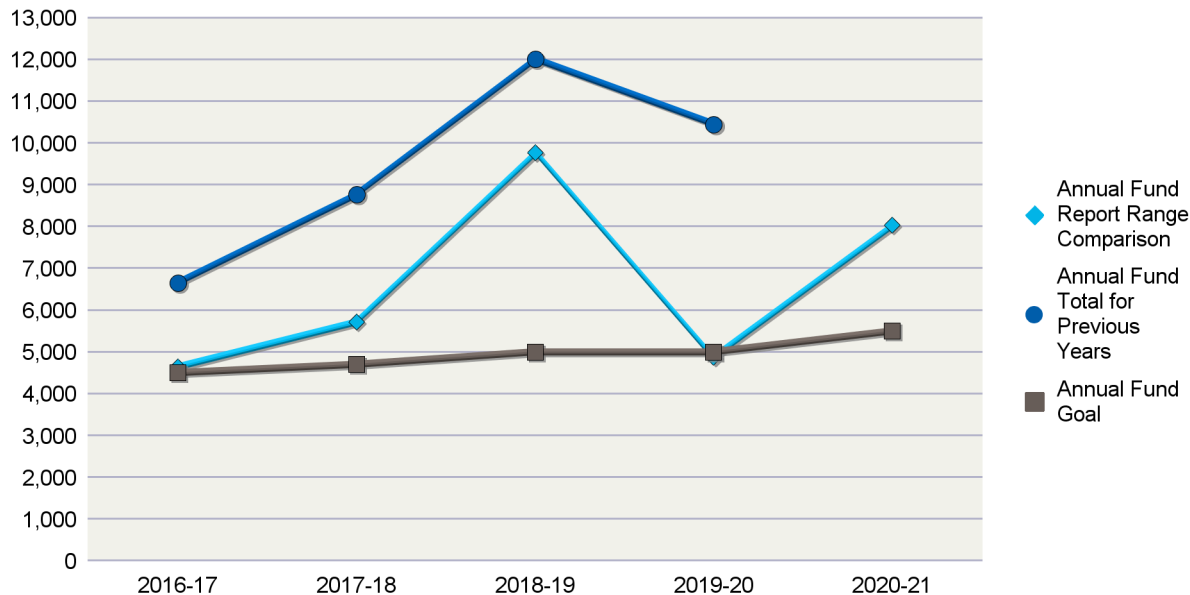
District 7750

Annual Fund Goal

2020-21	\$5,500
2019-20	\$5,000
2018-19	\$5,000
2017-18	\$4,700
2016-17	\$4,500

Annual Fund Contributions

2020-21	\$8,030
2019-20	\$10,446
2018-19	\$12,015
2017-18	\$8,772
2016-17	\$6,655



Annual Fund Report Range Comparison is the Annual Fund giving from 1 July to 28 February for current and previous years

The prior four-year average in Annual Fund giving from July through 28 February is \$6,250. This figure can be used to compare Annual Fund giving for the current Rotary year.

*Total Contributions include Annual Fund, PolioPlus, approved Foundation Grants, Other Giving, and Endowment contributions for the reporting period.

For questions and additional club reports please use [MyRotary](#) or call the Rotary Support Center toll free at (+1-866-976-8279) or by email at (rotarysupportcenter@rotary.org).

E-Club of The Carolinas, SC (84726)

Total Contributions*

2020-21	\$9,925
2019-20	\$12,001
2018-19	\$15,790
2017-18	\$11,115
2016-17	\$32,834

AF Per Capita Club District

2020-21	\$268	\$79
2019-20	\$373	\$163
2018-19	\$445	\$188
2017-18	\$302	\$152
2016-17	\$222	\$180

Membership

2020-21	30
2019-20	28
2018-19	27
2017-18	29
2016-17	30

	EREY Members	Sustaining Members	PHS Eligible
2020-21	19	12	6
2019-20	21	20	9
2018-19	16	13	8
2017-18	21	16	7
2016-17	19	18	6

Note: 'EREY Members' reflect the number of donors who contributed some amount to the Annual Fund during the Rotary Year. 'Sustaining Members' reflect the number of donors who contributed US\$100 or more to the Annual Fund. 'PHS Eligible' reflect the number of donors who contributed US\$1,000 or more to the Annual Fund, Polio Plus or approved Foundation Grant.



CLUB FUNDRAISING ANALYSIS

INTERIM RESULTS FOR JULY THROUGH FEBRUARY (2020-21)

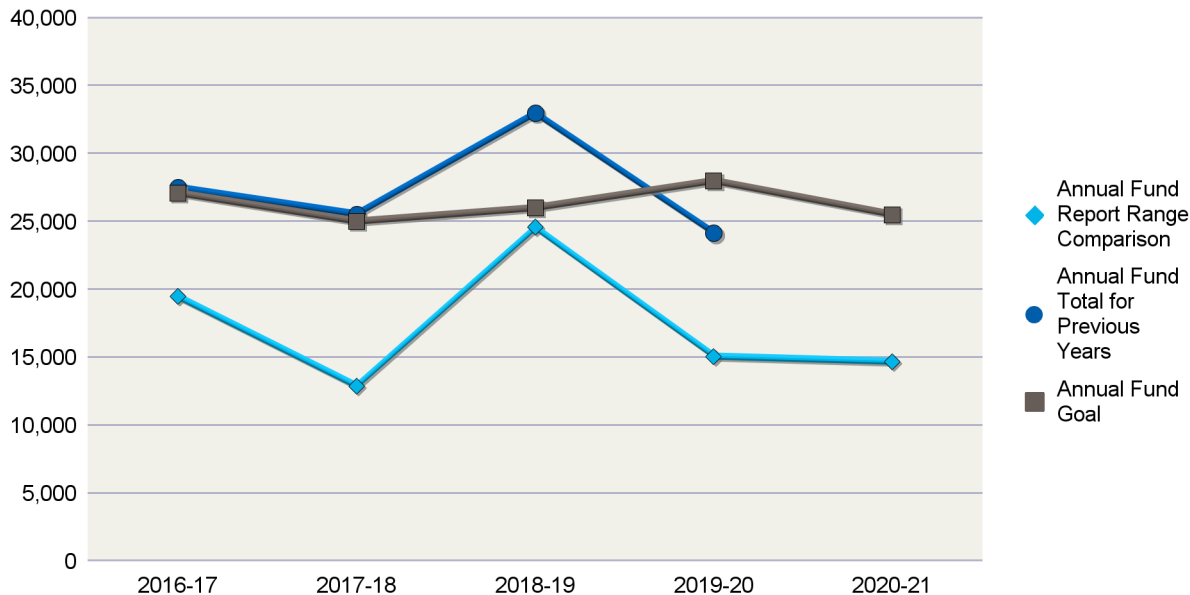
District 7750

Annual Fund Goal

2020-21	\$25,500
2019-20	\$28,000
2018-19	\$26,000
2017-18	\$25,000
2016-17	\$27,100

Annual Fund Contributions

2020-21	\$14,682
2019-20	\$24,133
2018-19	\$33,000
2017-18	\$25,527
2016-17	\$27,500



Annual Fund Report Range Comparison is the Annual Fund giving from 1 July to 28 February for current and previous years

The prior four-year average in Annual Fund giving from July through 28 February is \$17,998. This figure can be used to compare Annual Fund giving for the current Rotary year.

*Total Contributions include Annual Fund, PolioPlus, approved Foundation Grants, Other Giving, and Endowment contributions for the reporting period.

For questions and additional club reports please use [MyRotary](#) or call the Rotary Support Center toll free at (+1-866-976-8279) or by email at (rotarysupportcenter@rotary.org).

Emerald City (Greenwood), SC (6195)

Total Contributions*

2020-21	\$18,812
2019-20	\$28,388
2018-19	\$38,000
2017-18	\$28,788
2016-17	\$31,806

AF Per Capita Club District

2020-21	\$226	\$79
2019-20	\$350	\$163
2018-19	\$508	\$188
2017-18	\$433	\$152
2016-17	\$500	\$180

Membership

2020-21	65
2019-20	69
2018-19	65
2017-18	59
2016-17	55

	EREY Members	Sustaining Members	PHS Eligible
2020-21	39	14	5
2019-20	68	36	5
2018-19	73	36	6
2017-18	67	41	6
2016-17	62	36	5

Note: 'EREY Members' reflect the number of donors who contributed some amount to the Annual Fund during the Rotary Year. 'Sustaining Members' reflect the number of donors who contributed US\$100 or more to the Annual Fund. 'PHS Eligible' reflect the number of donors who contributed US\$1,000 or more to the Annual Fund, Polio Plus or approved Foundation Grant.



CLUB FUNDRAISING ANALYSIS

INTERIM RESULTS FOR JULY THROUGH FEBRUARY (2020-21)

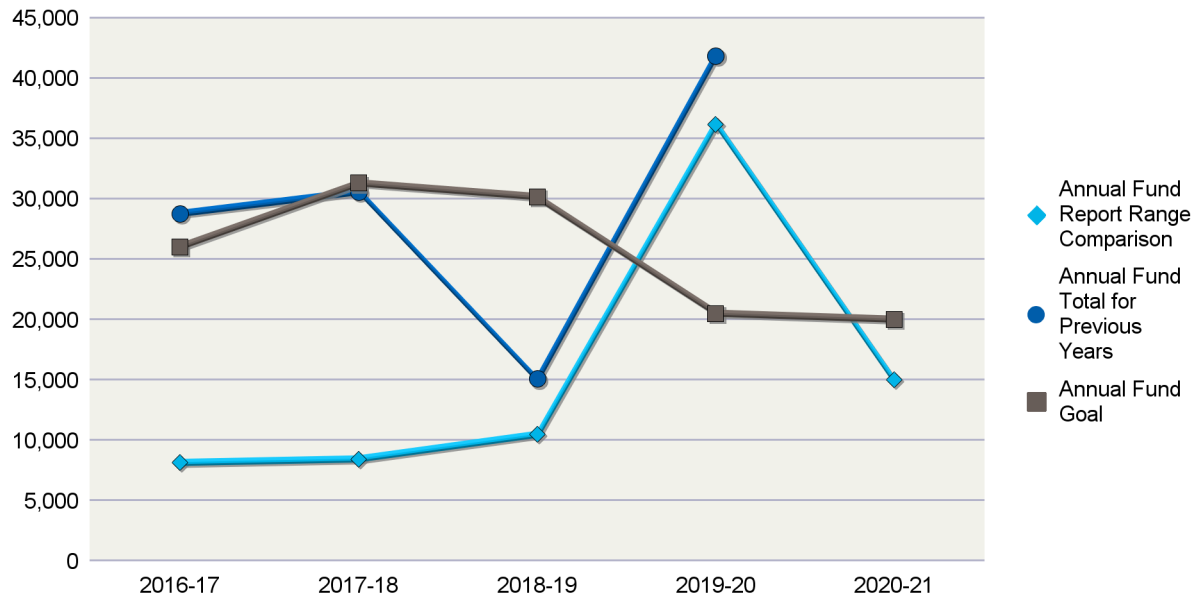
District 7750

Annual Fund Goal

2020-21	\$20,000
2019-20	\$20,500
2018-19	\$30,156
2017-18	\$31,300
2016-17	\$26,000

Annual Fund Contributions

2020-21	\$15,000
2019-20	\$41,831
2018-19	\$15,092
2017-18	\$30,573
2016-17	\$28,757



Annual Fund Report Range Comparison is the Annual Fund giving from 1 July to 28 February for current and previous years

The prior four-year average in Annual Fund giving from July through 28 February is \$15,805. This figure can be used to compare Annual Fund giving for the current Rotary year.

*Total Contributions include Annual Fund, PolioPlus, approved Foundation Grants, Other Giving, and Endowment contributions for the reporting period.

For questions and additional club reports please use [MyRotary](#) or call the Rotary Support Center toll free at (+1-866-976-8279) or by email at (rotarysupportcenter@rotary.org).

Fort Mill, SC (28130)

Total Contributions*

2020-21	\$15,300
2019-20	\$44,056
2018-19	\$15,192
2017-18	\$32,863
2016-17	\$31,277

AF Per Capita Club District

2020-21	\$195	\$79
2019-20	\$510	\$163
2018-19	\$184	\$188
2017-18	\$360	\$152
2016-17	\$359	\$180

Membership

2020-21	77
2019-20	82
2018-19	82
2017-18	85
2016-17	80

	EREY Members	Sustaining Members	PHS Eligible
2020-21	79	5	0
2019-20	97	68	1
2018-19	98	58	2
2017-18	77	59	4
2016-17	81	60	5

Note: 'EREY Members' reflect the number of donors who contributed some amount to the Annual Fund during the Rotary Year. 'Sustaining Members' reflect the number of donors who contributed US\$100 or more to the Annual Fund. 'PHS Eligible' reflect the number of donors who contributed US\$1,000 or more to the Annual Fund, Polio Plus or approved Foundation Grant.



CLUB FUNDRAISING ANALYSIS

INTERIM RESULTS FOR JULY THROUGH FEBRUARY (2020-21)

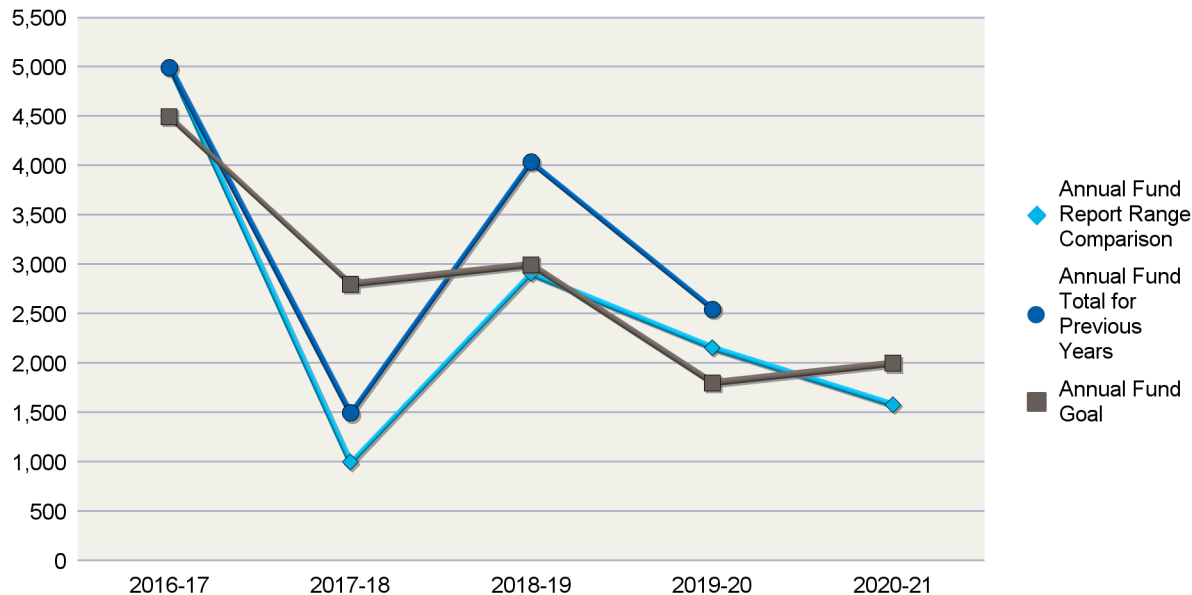
District 7750

Annual Fund Goal

2020-21	\$2,000
2019-20	\$1,800
2018-19	\$3,000
2017-18	\$2,800
2016-17	\$4,500

Annual Fund Contributions

2020-21	\$1,581
2019-20	\$2,550
2018-19	\$4,040
2017-18	\$1,500
2016-17	\$5,000



Annual Fund Report Range Comparison is the Annual Fund giving from 1 July to 28 February for current and previous years

The prior four-year average in Annual Fund giving from July through 28 February is \$2,768. This figure can be used to compare Annual Fund giving for the current Rotary year.

*Total Contributions include Annual Fund, PolioPlus, approved Foundation Grants, Other Giving, and Endowment contributions for the reporting period.

For questions and additional club reports please use [MyRotary](#) or call the Rotary Support Center toll free at (+1-866-976-8279) or by email at (rotarysupportcenter@rotary.org).

Fountain Inn, SC (6196)

Total Contributions*

2020-21	\$2,681
2019-20	\$3,650
2018-19	\$4,409
2017-18	\$1,525
2016-17	\$5,027

AF Per Capita Club District

2020-21	\$55	\$79
2019-20	\$94	\$163
2018-19	\$150	\$188
2017-18	\$56	\$152
2016-17	\$179	\$180

Membership

2020-21	29
2019-20	27
2018-19	27
2017-18	27
2016-17	28

	EREY Members	Sustaining Members	PHS Eligible
2020-21	6	5	2
2019-20	3	3	2
2018-19	13	4	1
2017-18	4	3	1
2016-17	4	4	2

Note: 'EREY Members' reflect the number of donors who contributed some amount to the Annual Fund during the Rotary Year. 'Sustaining Members' reflect the number of donors who contributed US\$100 or more to the Annual Fund. 'PHS Eligible' reflect the number of donors who contributed US\$1,000 or more to the Annual Fund, Polio Plus or approved Foundation Grant.



CLUB FUNDRAISING ANALYSIS

INTERIM RESULTS FOR JULY THROUGH FEBRUARY (2020-21)

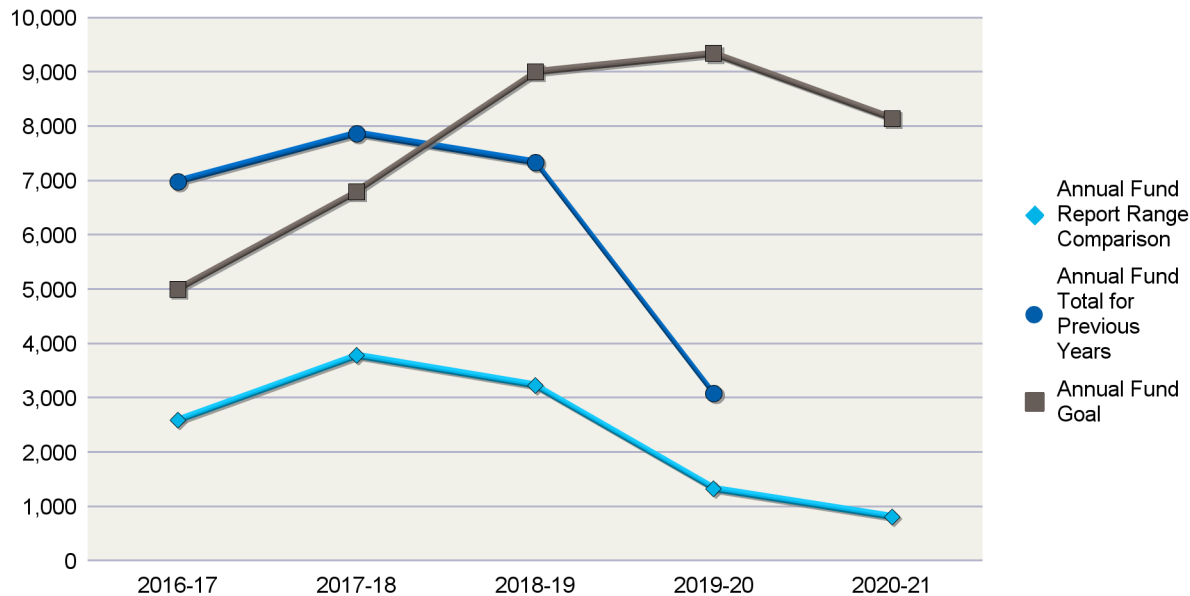
District 7750

Annual Fund Goal

2020-21	\$8,140
2019-20	\$9,340
2018-19	\$9,000
2017-18	\$6,800
2016-17	\$5,000

Annual Fund Contributions

2020-21	\$810
2019-20	\$3,092
2018-19	\$7,336
2017-18	\$7,874
2016-17	\$6,986



Annual Fund Report Range Comparison is the Annual Fund giving from 1 July to 28 February for current and previous years

The prior four-year average in Annual Fund giving from July through 28 February is \$2,733. This figure can be used to compare Annual Fund giving for the current Rotary year.

*Total Contributions include Annual Fund, PolioPlus, approved Foundation Grants, Other Giving, and Endowment contributions for the reporting period.

For questions and additional club reports please use [MyRotary](#) or call the Rotary Support Center toll free at (+1-866-976-8279) or by email at (rotarysupportcenter@rotary.org).

Gaffney, SC (6197)

Total Contributions*

2020-21	\$1,165
2019-20	\$3,988
2018-19	\$8,816
2017-18	\$9,342
2016-17	\$8,395

AF Per Capita	Club	District
2020-21	\$11	\$79
2019-20	\$41	\$163
2018-19	\$102	\$188
2017-18	\$108	\$152
2016-17	\$103	\$180

Membership

2020-21	71
2019-20	76
2018-19	72
2017-18	73
2016-17	68

	EREY Members	Sustaining Members	PHS Eligible
2020-21	18	2	0
2019-20	33	24	0
2018-19	77	36	1
2017-18	65	28	2
2016-17	65	25	2

Note: 'EREY Members' reflect the number of donors who contributed some amount to the Annual Fund during the Rotary Year. 'Sustaining Members' reflect the number of donors who contributed US\$100 or more to the Annual Fund. 'PHS Eligible' reflect the number of donors who contributed US\$1,000 or more to the Annual Fund, Polio Plus or approved Foundation Grant.



CLUB FUNDRAISING ANALYSIS

INTERIM RESULTS FOR JULY THROUGH FEBRUARY (2020-21)

District 7750

Olden Strip Sunrise, (Mauldin-Simpsonv.-Fountain Inn), SC (51039)

Annual Fund Goal

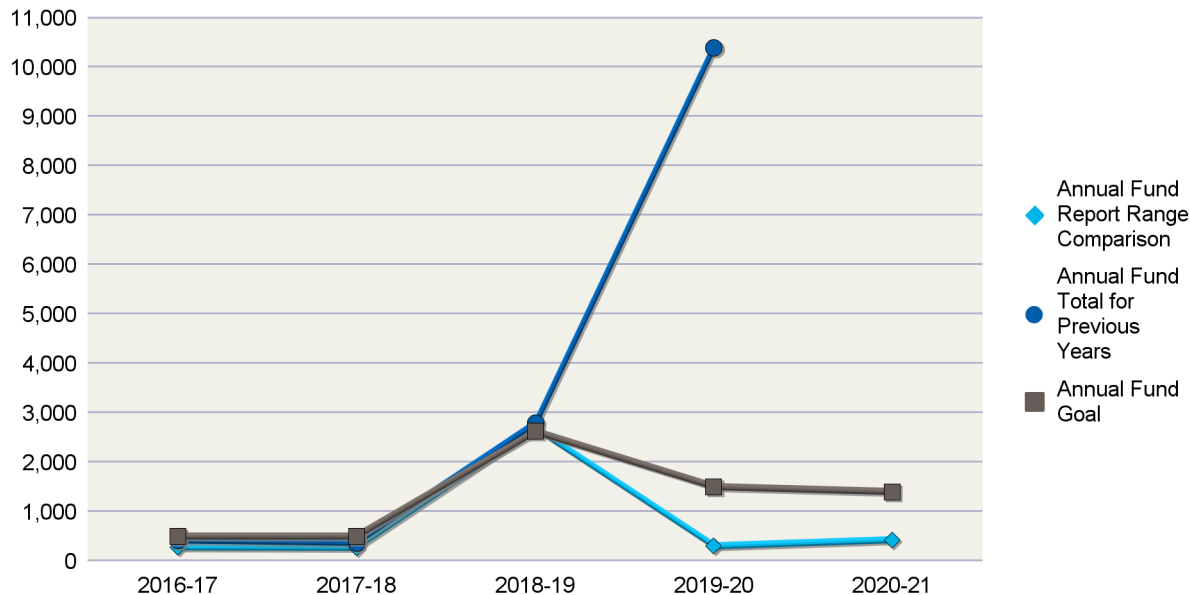
2020-21	\$1,400
2019-20	\$1,500
2018-19	\$2,625
2017-18	\$500
2016-17	\$500

Annual Fund Contributions

2020-21	\$425
2019-20	\$10,400
2018-19	\$2,800
2017-18	\$370
2016-17	\$420

Total Contributions*

2020-21	\$525
2019-20	\$22,425
2018-19	\$5,225
2017-18	\$395
2016-17	\$807



AF Per Capita	Club	District
2020-21	\$30	\$79
2019-20	\$743	\$163
2018-19	\$187	\$188
2017-18	\$25	\$152
2016-17	\$30	\$180

Membership

2020-21	14
2019-20	14
2018-19	15
2017-18	15
2016-17	14

	EREY Members	Sustaining Members	PHS Eligible
2020-21	5	2	0
2019-20	2	2	1
2018-19	3	3	1
2017-18	2	1	0
2016-17	2	2	0

Annual Fund Report Range Comparison is the Annual Fund giving from 1 July to 28 February for current and previous years

The prior four-year average in Annual Fund giving from July through 28 February is \$888. This figure can be used to compare Annual Fund giving for the current Rotary year.

*Total Contributions include Annual Fund, PolioPlus, approved Foundation Grants, Other Giving, and Endowment contributions for the reporting period.

For questions and additional club reports please use [MyRotary](#) or call the Rotary Support Center toll free at (+1-866-976-8279) or by email at (rotarysupportcenter@rotary.org).

Note: 'EREY Members' reflect the number of donors who contributed some amount to the Annual Fund during the Rotary Year. 'Sustaining Members' reflect the number of donors who contributed US\$100 or more to the Annual Fund. 'PHS Eligible' reflect the number of donors who contributed US\$1,000 or more to the Annual Fund, Polio Plus or approved Foundation Grant.



CLUB FUNDRAISING ANALYSIS

INTERIM RESULTS FOR JULY THROUGH FEBRUARY (2020-21)

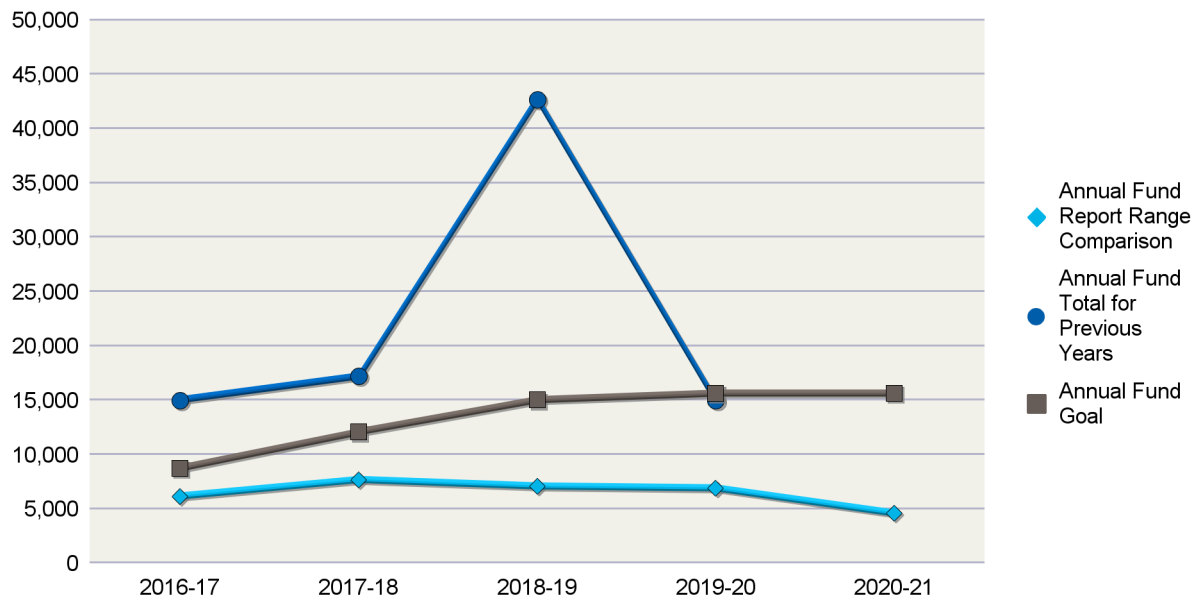
District 7750

Annual Fund Goal

2020-21	\$15,600
2019-20	\$15,600
2018-19	\$15,000
2017-18	\$12,045
2016-17	\$8,700

Annual Fund Contributions

2020-21	\$4,560
2019-20	\$14,965
2018-19	\$42,665
2017-18	\$17,190
2016-17	\$14,990



Annual Fund Report Range Comparison is the Annual Fund giving from 1 July to 28 February for current and previous years

The prior four-year average in Annual Fund giving from July through 28 February is \$6,935. This figure can be used to compare Annual Fund giving for the current Rotary year.

*Total Contributions include Annual Fund, PolioPlus, approved Foundation Grants, Other Giving, and Endowment contributions for the reporting period.

For questions and additional club reports please use [MyRotary](#) or call the Rotary Support Center toll free at (+1-866-976-8279) or by email at (rotarysupportcenter@rotary.org).

Greater Anderson, SC (21109)

Total Contributions*

2020-21	\$6,794
2019-20	\$16,643
2018-19	\$47,647
2017-18	\$21,014
2016-17	\$19,103

AF Per Capita	Club	District
2020-21	\$70	\$79
2019-20	\$208	\$163
2018-19	\$569	\$188
2017-18	\$242	\$152
2016-17	\$220	\$180

Membership

2020-21	65
2019-20	72
2018-19	75
2017-18	71
2016-17	68

	EREY Members	Sustaining Members	PHS Eligible
2020-21	51	7	1
2019-20	67	35	3
2018-19	70	53	5
2017-18	71	43	5
2016-17	71	39	4

Note: 'EREY Members' reflect the number of donors who contributed some amount to the Annual Fund during the Rotary Year. 'Sustaining Members' reflect the number of donors who contributed US\$100 or more to the Annual Fund. 'PHS Eligible' reflect the number of donors who contributed US\$1,000 or more to the Annual Fund, Polio Plus or approved Foundation Grant.



CLUB FUNDRAISING ANALYSIS

INTERIM RESULTS FOR JULY THROUGH FEBRUARY (2020-21)

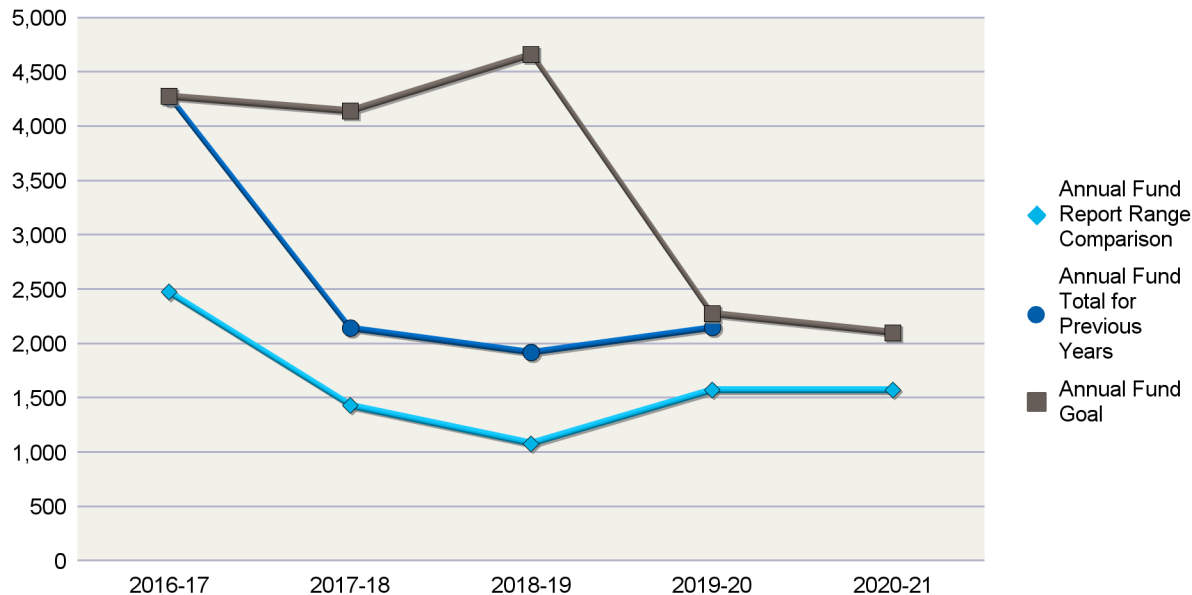
District 7750

Annual Fund Goal

2020-21	\$2,100
2019-20	\$2,275
2018-19	\$4,662
2017-18	\$4,140
2016-17	\$4,275

Annual Fund Contributions

2020-21	\$1,575
2019-20	\$2,150
2018-19	\$1,920
2017-18	\$2,145
2016-17	\$4,265



Annual Fund Report Range Comparison is the Annual Fund giving from 1 July to 28 February for current and previous years

The prior four-year average in Annual Fund giving from July through 28 February is \$1,640. This figure can be used to compare Annual Fund giving for the current Rotary year.

*Total Contributions include Annual Fund, PolioPlus, approved Foundation Grants, Other Giving, and Endowment contributions for the reporting period.

For questions and additional club reports please use [MyRotary](#) or call the Rotary Support Center toll free at (+1-866-976-8279) or by email at (rotarysupportcenter@rotary.org).

Greenville Breakfast, SC (24086)

Total Contributions*

2020-21	\$2,275
2019-20	\$2,945
2018-19	\$2,645
2017-18	\$4,145
2016-17	\$6,288

AF Per Capita Club District

2020-21	\$143	\$79
2019-20	\$195	\$163
2018-19	\$137	\$188
2017-18	\$143	\$152
2016-17	\$251	\$180

Membership

2020-21	11
2019-20	11
2018-19	14
2017-18	15
2016-17	17

	EREY Members	Sustaining Members	PHS Eligible
2020-21	13	1	1
2019-20	13	12	1
2018-19	11	11	1
2017-18	17	4	1
2016-17	20	19	3

Note: 'EREY Members' reflect the number of donors who contributed some amount to the Annual Fund during the Rotary Year. 'Sustaining Members' reflect the number of donors who contributed US\$100 or more to the Annual Fund. 'PHS Eligible' reflect the number of donors who contributed US\$1,000 or more to the Annual Fund, Polio Plus or approved Foundation Grant.



CLUB FUNDRAISING ANALYSIS

INTERIM RESULTS FOR JULY THROUGH FEBRUARY (2020-21)

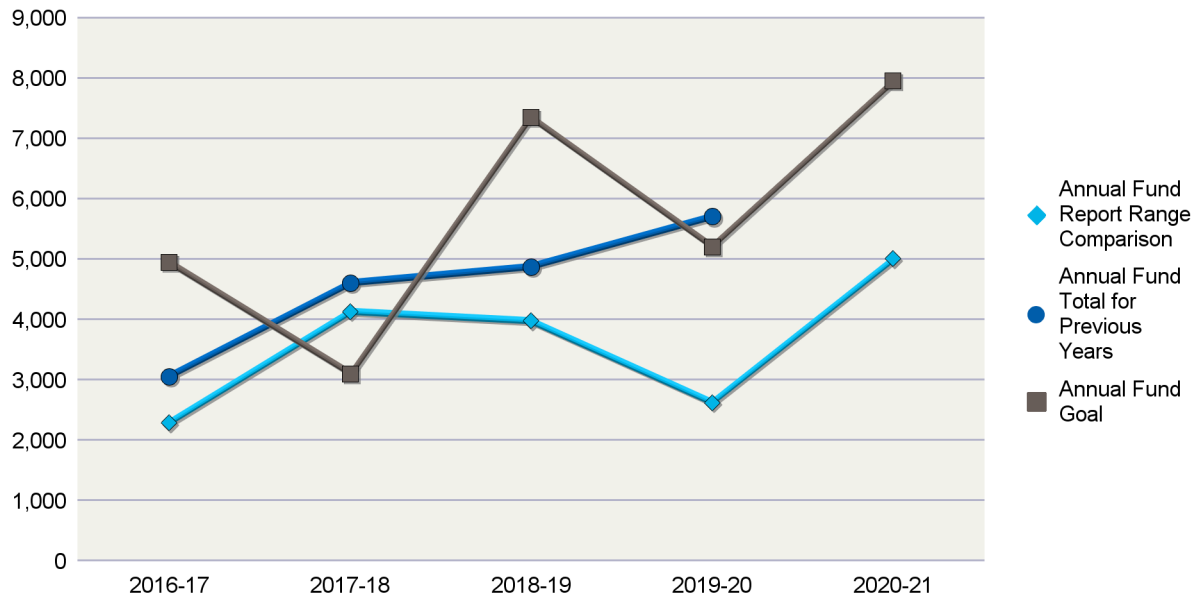
District 7750

Annual Fund Goal

2020-21	\$7,950
2019-20	\$5,200
2018-19	\$7,350
2017-18	\$3,100
2016-17	\$4,950

Annual Fund Contributions

2020-21	\$5,005
2019-20	\$5,707
2018-19	\$4,874
2017-18	\$4,605
2016-17	\$3,055



Annual Fund Report Range Comparison is the Annual Fund giving from 1 July to 28 February for current and previous years

The prior four-year average in Annual Fund giving from July through 28 February is \$3,252. This figure can be used to compare Annual Fund giving for the current Rotary year.

*Total Contributions include Annual Fund, PolioPlus, approved Foundation Grants, Other Giving, and Endowment contributions for the reporting period.

For questions and additional club reports please use [MyRotary](#) or call the Rotary Support Center toll free at (+1-866-976-8279) or by email at (rotarysupportcenter@rotary.org).

Greenville City Center, SC (6207)

Total Contributions*

2020-21	\$5,205
2019-20	\$7,052
2018-19	\$4,314
2017-18	\$5,905
2016-17	\$4,786

AF Per Capita	Club	District
2020-21	\$94	\$79
2019-20	\$100	\$163
2018-19	\$132	\$188
2017-18	\$121	\$152
2016-17	\$85	\$180

Membership

2020-21	53
2019-20	57
2018-19	37
2017-18	38
2016-17	36

	EREY Members	Sustaining Members	PHS Eligible
2020-21	39	27	2
2019-20	54	18	2
2018-19	38	22	3
2017-18	56	35	2
2016-17	41	25	1

Note: 'EREY Members' reflect the number of donors who contributed some amount to the Annual Fund during the Rotary Year. 'Sustaining Members' reflect the number of donors who contributed US\$100 or more to the Annual Fund. 'PHS Eligible' reflect the number of donors who contributed US\$1,000 or more to the Annual Fund, Polio Plus or approved Foundation Grant.



CLUB FUNDRAISING ANALYSIS

INTERIM RESULTS FOR JULY THROUGH FEBRUARY (2020-21)

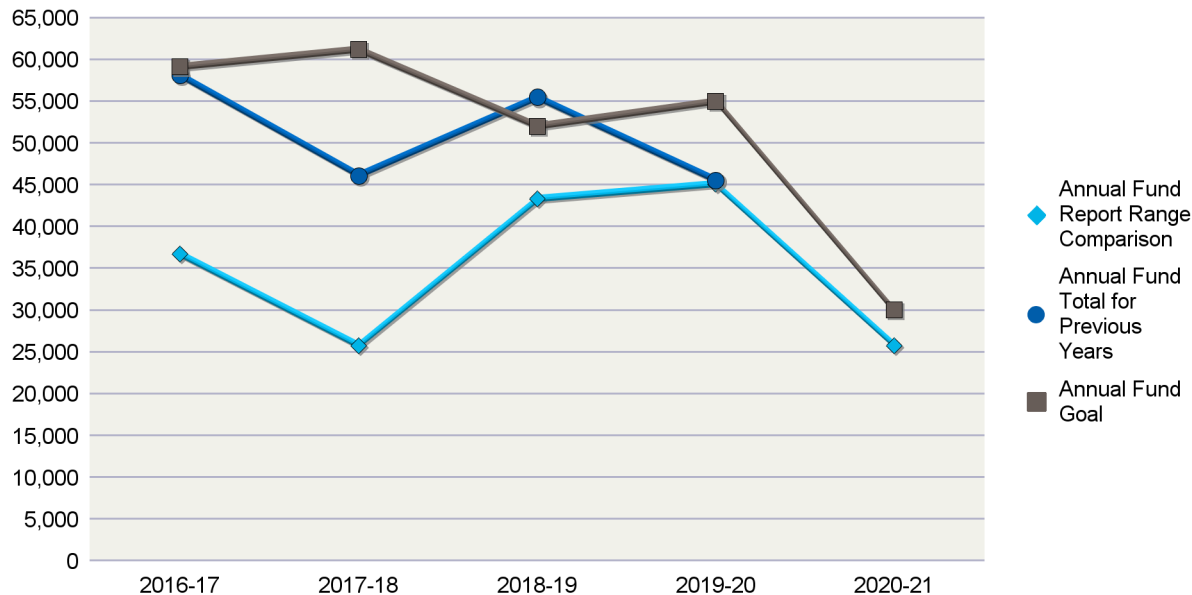
District 7750

Annual Fund Goal

2020-21	\$30,039
2019-20	\$55,000
2018-19	\$52,000
2017-18	\$61,215
2016-17	\$59,125

Annual Fund Contributions

2020-21	\$25,725
2019-20	\$45,523
2018-19	\$55,497
2017-18	\$46,108
2016-17	\$58,139



Annual Fund Report Range Comparison is the Annual Fund giving from 1 July to 28 February for current and previous years

The prior four-year average in Annual Fund giving from July through 28 February is \$37,735. This figure can be used to compare Annual Fund giving for the current Rotary year.

*Total Contributions include Annual Fund, PolioPlus, approved Foundation Grants, Other Giving, and Endowment contributions for the reporting period.

For questions and additional club reports please use [MyRotary](#) or call the Rotary Support Center toll free at (+1-866-976-8279) or by email at (rotarysupportcenter@rotary.org).

Greenville, SC (6198)

Total Contributions*

2020-21	\$29,815
2019-20	\$53,428
2018-19	\$61,397
2017-18	\$57,688
2016-17	\$64,494

AF Per Capita Club District

2020-21	\$116	\$79
2019-20	\$170	\$163
2018-19	\$209	\$188
2017-18	\$175	\$152
2016-17	\$223	\$180

Membership

2020-21	221
2019-20	268
2018-19	266
2017-18	263
2016-17	261

	EREY Members	Sustaining Members	PHS Eligible
2020-21	163	156	8
2019-20	190	176	8
2018-19	202	180	9
2017-18	217	184	10
2016-17	271	214	13

Note: 'EREY Members' reflect the number of donors who contributed some amount to the Annual Fund during the Rotary Year. 'Sustaining Members' reflect the number of donors who contributed US\$100 or more to the Annual Fund. 'PHS Eligible' reflect the number of donors who contributed US\$1,000 or more to the Annual Fund, Polio Plus or approved Foundation Grant.



CLUB FUNDRAISING ANALYSIS

INTERIM RESULTS FOR JULY THROUGH FEBRUARY (2020-21)

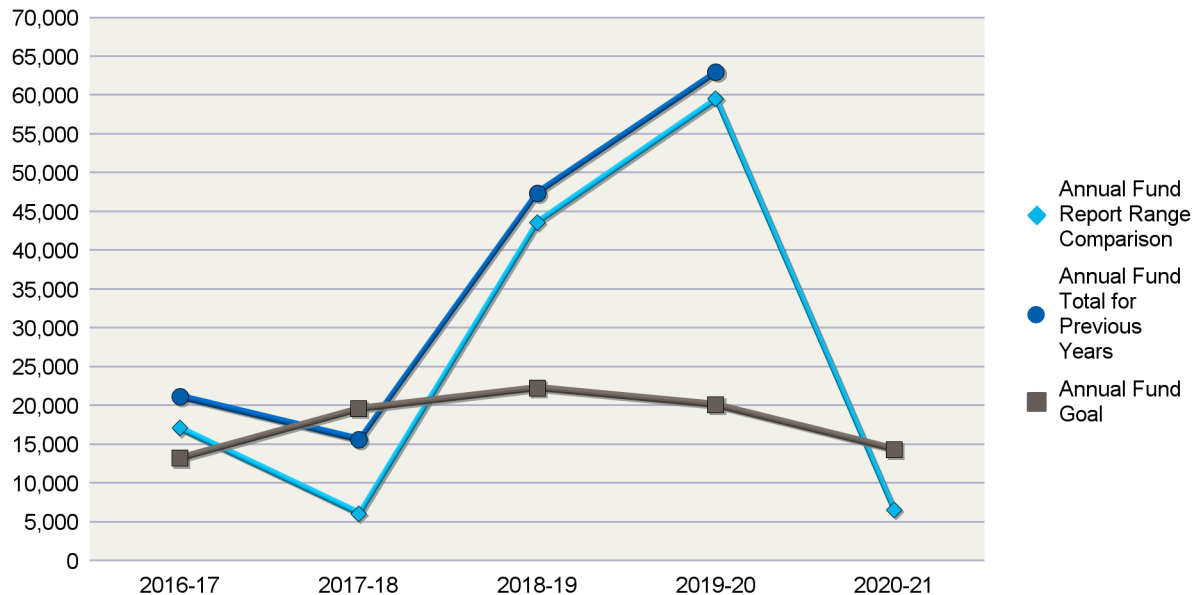
District 7750

Annual Fund Goal

2020-21	\$14,375
2019-20	\$20,125
2018-19	\$22,310
2017-18	\$19,600
2016-17	\$13,225

Annual Fund Contributions

2020-21	\$6,567
2019-20	\$63,017
2018-19	\$47,410
2017-18	\$15,640
2016-17	\$21,197



Annual Fund Report Range Comparison is the Annual Fund giving from 1 July to 28 February for current and previous years

The prior four-year average in Annual Fund giving from July through 28 February is \$31,588. This figure can be used to compare Annual Fund giving for the current Rotary year.

*Total Contributions include Annual Fund, PolioPlus, approved Foundation Grants, Other Giving, and Endowment contributions for the reporting period.

For questions and additional club reports please use [MyRotary](#) or call the Rotary Support Center toll free at (+1-866-976-8279) or by email at (rotarysupportcenter@rotary.org).

Greenwood, SC (6199)

Total Contributions*

2020-21	\$12,444
2019-20	\$73,073
2018-19	\$51,245
2017-18	\$26,876
2016-17	\$47,533

AF Per Capita Club District

2020-21	\$58	\$79
2019-20	\$548	\$163
2018-19	\$420	\$188
2017-18	\$141	\$152
2016-17	\$193	\$180

Membership

2020-21	113
2019-20	115
2018-19	113
2017-18	111
2016-17	110

	EREY Members	Sustaining Members	PHS Eligible
2020-21	37	18	2
2019-20	78	41	3
2018-19	93	55	2
2017-18	88	51	2
2016-17	84	58	4

Note: 'EREY Members' reflect the number of donors who contributed some amount to the Annual Fund during the Rotary Year. 'Sustaining Members' reflect the number of donors who contributed US\$100 or more to the Annual Fund. 'PHS Eligible' reflect the number of donors who contributed US\$1,000 or more to the Annual Fund, Polio Plus or approved Foundation Grant.



CLUB FUNDRAISING ANALYSIS

INTERIM RESULTS FOR JULY THROUGH FEBRUARY (2020-21)

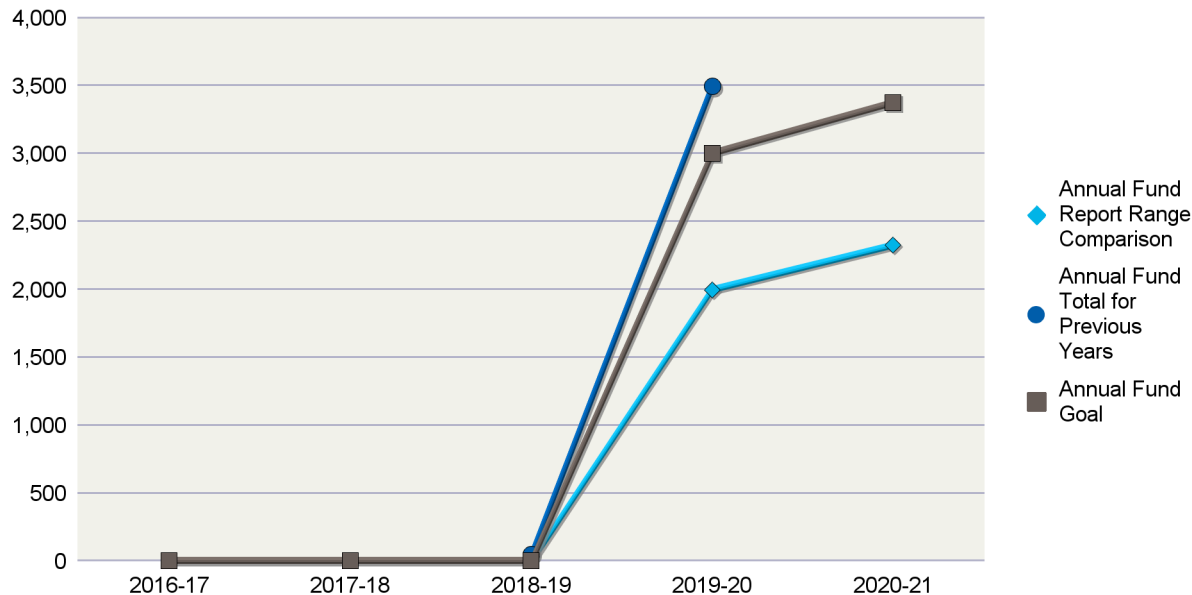
District 7750

Annual Fund Goal

2020-21	\$3,375
2019-20	\$3,000
2018-19	\$0
2017-18	\$0
2016-17	\$0

Annual Fund Contributions

2020-21	\$2,325
2019-20	\$3,495
2018-19	\$50
2017-18	\$0
2016-17	\$0



Annual Fund Report Range Comparison is the Annual Fund giving from 1 July to 28 February for current and previous years

The prior four-year average in Annual Fund giving from July through 28 February is \$499. This figure can be used to compare Annual Fund giving for the current Rotary year.

*Total Contributions include Annual Fund, PolioPlus, approved Foundation Grants, Other Giving, and Endowment contributions for the reporting period.

For questions and additional club reports please use [MyRotary](#) or call the Rotary Support Center toll free at (+1-866-976-8279) or by email at (rotarysupportcenter@rotary.org).

Indian Land Lunch, SC (90198)

Total Contributions*

2020-21	\$2,325
2019-20	\$4,072
2018-19	\$100
2017-18	\$0
2016-17	\$0

AF Per Capita	Club	District
2020-21	\$106	\$79
2019-20	\$175	\$163
2018-19	\$0	\$188
2017-18	\$0	\$152
2016-17	\$0	\$180

Membership

2020-21	22
2019-20	20
2018-19	0
2017-18	0
2016-17	0

	EREY Members	Sustaining Members	PHS Eligible
2020-21	22	2	1
2019-20	21	10	1
2018-19	6	2	1
2017-18	0	0	0
2016-17	0	0	0

Note: 'EREY Members' reflect the number of donors who contributed some amount to the Annual Fund during the Rotary Year. 'Sustaining Members' reflect the number of donors who contributed US\$100 or more to the Annual Fund. 'PHS Eligible' reflect the number of donors who contributed US\$1,000 or more to the Annual Fund, Polio Plus or approved Foundation Grant.



CLUB FUNDRAISING ANALYSIS

INTERIM RESULTS FOR JULY THROUGH FEBRUARY (2020-21)

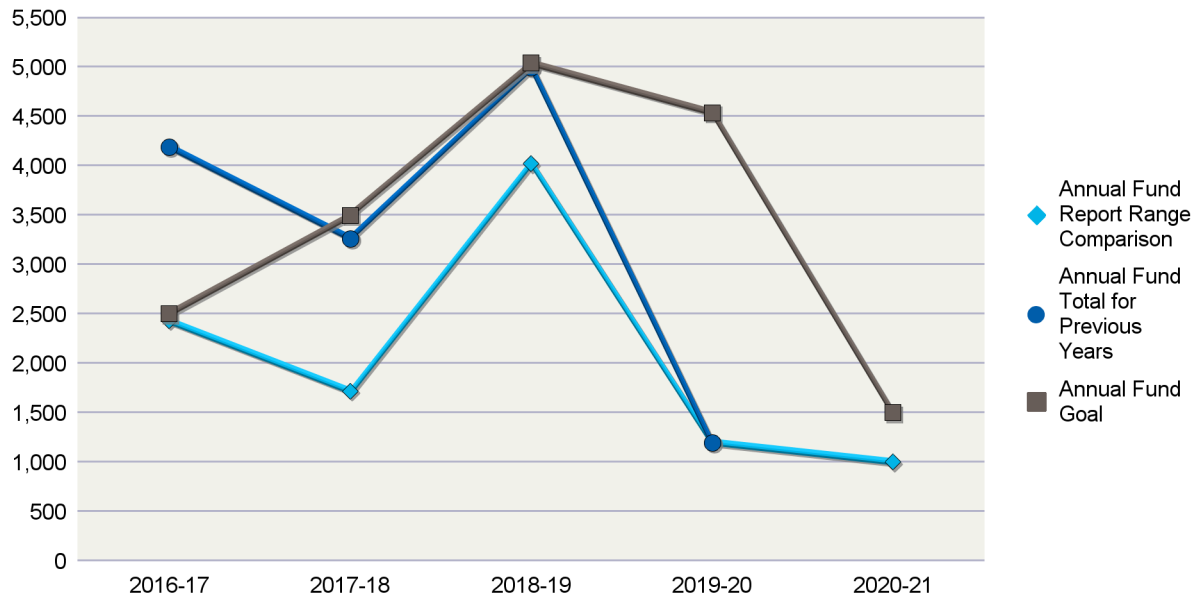
District 7750

Annual Fund Goal

2020-21	\$1,500
2019-20	\$4,536
2018-19	\$5,040
2017-18	\$3,500
2016-17	\$2,500

Annual Fund Contributions

2020-21	\$1,000
2019-20	\$1,200
2018-19	\$4,995
2017-18	\$3,261
2016-17	\$4,195



Annual Fund Report Range Comparison is the Annual Fund giving from 1 July to 28 February for current and previous years

The prior four-year average in Annual Fund giving from July through 28 February is \$2,341. This figure can be used to compare Annual Fund giving for the current Rotary year.

*Total Contributions include Annual Fund, PolioPlus, approved Foundation Grants, Other Giving, and Endowment contributions for the reporting period.

For questions and additional club reports please use [MyRotary](#) or call the Rotary Support Center toll free at (+1-866-976-8279) or by email at (rotarysupportcenter@rotary.org).

Indian Land, SC (74342)

Total Contributions*

2020-21	\$1,000
2019-20	\$1,450
2018-19	\$5,760
2017-18	\$3,411
2016-17	\$5,128

AF Per Capita Club District

2020-21	\$53	\$79
2019-20	\$60	\$163
2018-19	\$208	\$188
2017-18	\$116	\$152
2016-17	\$161	\$180

Membership

2020-21	19
2019-20	20
2018-19	24
2017-18	28
2016-17	26

	EREY Members	Sustaining Members	PHS Eligible
2020-21	2	2	1
2019-20	2	1	1
2018-19	16	12	1
2017-18	15	11	1
2016-17	25	10	1

Note: 'EREY Members' reflect the number of donors who contributed some amount to the Annual Fund during the Rotary Year. 'Sustaining Members' reflect the number of donors who contributed US\$100 or more to the Annual Fund. 'PHS Eligible' reflect the number of donors who contributed US\$1,000 or more to the Annual Fund, Polio Plus or approved Foundation Grant.



CLUB FUNDRAISING ANALYSIS

INTERIM RESULTS FOR JULY THROUGH FEBRUARY (2020-21)

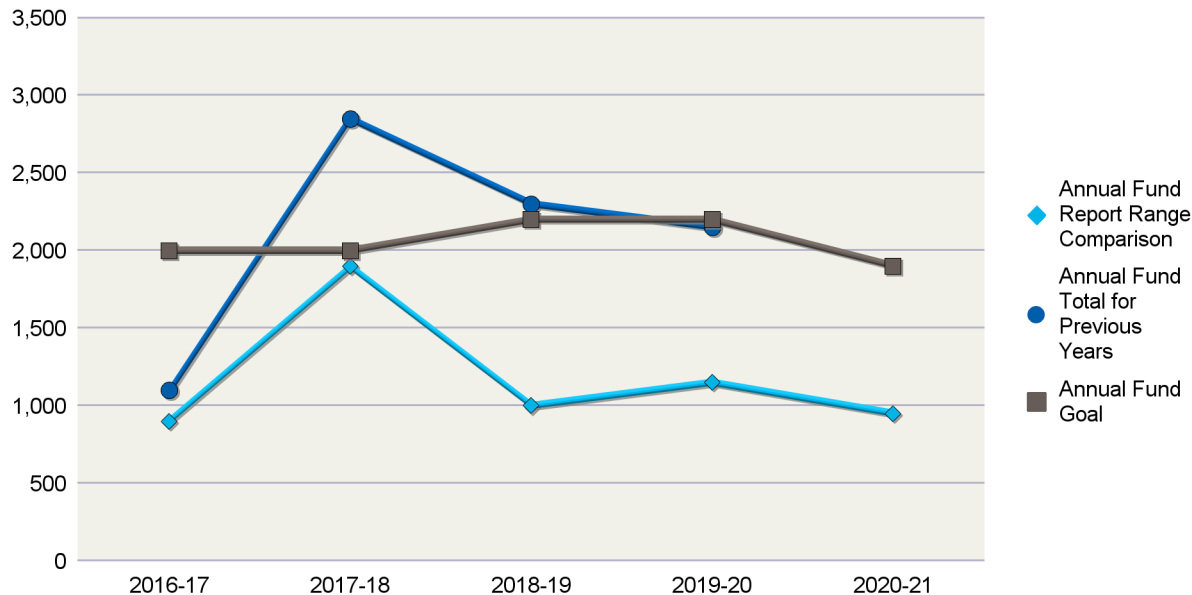
District 7750

Annual Fund Goal

2020-21	\$1,900
2019-20	\$2,200
2018-19	\$2,200
2017-18	\$2,000
2016-17	\$2,000

Annual Fund Contributions

2020-21	\$950
2019-20	\$2,150
2018-19	\$2,300
2017-18	\$2,850
2016-17	\$1,100



Annual Fund Report Range Comparison is the Annual Fund giving from 1 July to 28 February for current and previous years

The prior four-year average in Annual Fund giving from July through 28 February is \$1,238. This figure can be used to compare Annual Fund giving for the current Rotary year.

*Total Contributions include Annual Fund, PolioPlus, approved Foundation Grants, Other Giving, and Endowment contributions for the reporting period.

For questions and additional club reports please use [MyRotary](#) or call the Rotary Support Center toll free at (+1-866-976-8279) or by email at (rotarysupportcenter@rotary.org).

Inman, SC (6201)

Total Contributions*

2020-21	\$950
2019-20	\$2,175
2018-19	\$2,350
2017-18	\$5,195
2016-17	\$12,310

AF Per Capita Club District

2020-21	\$50	\$79
2019-20	\$98	\$163
2018-19	\$105	\$188
2017-18	\$143	\$152
2016-17	\$58	\$180

Membership

2020-21	19
2019-20	22
2018-19	22
2017-18	20
2016-17	19

	EREY Members	Sustaining Members	PHS Eligible
2020-21	19	0	0
2019-20	22	17	0
2018-19	22	19	0
2017-18	20	19	0
2016-17	16	1	0

Note: 'EREY Members' reflect the number of donors who contributed some amount to the Annual Fund during the Rotary Year. 'Sustaining Members' reflect the number of donors who contributed US\$100 or more to the Annual Fund. 'PHS Eligible' reflect the number of donors who contributed US\$1,000 or more to the Annual Fund, Polio Plus or approved Foundation Grant.



CLUB FUNDRAISING ANALYSIS

INTERIM RESULTS FOR JULY THROUGH FEBRUARY (2020-21)

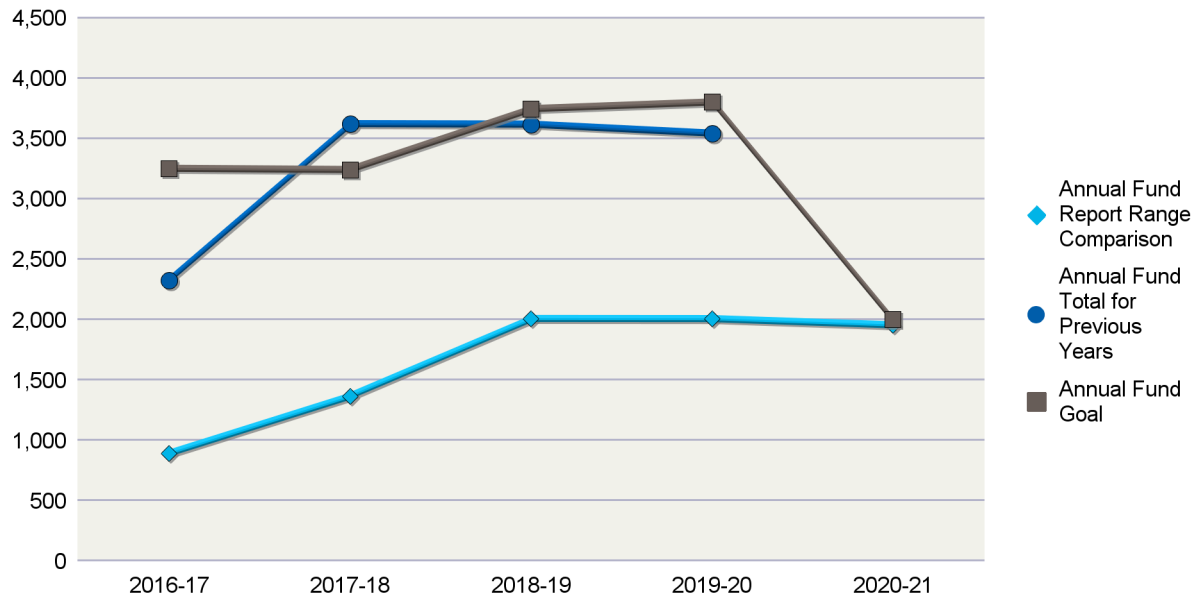
District 7750

Annual Fund Goal

2020-21	\$2,000
2019-20	\$3,800
2018-19	\$3,744
2017-18	\$3,240
2016-17	\$3,250

Annual Fund Contributions

2020-21	\$1,953
2019-20	\$3,541
2018-19	\$3,616
2017-18	\$3,620
2016-17	\$2,325



Annual Fund Report Range Comparison is the Annual Fund giving from 1 July to 28 February for current and previous years

The prior four-year average in Annual Fund giving from July through 28 February is \$1,567. This figure can be used to compare Annual Fund giving for the current Rotary year.

*Total Contributions include Annual Fund, PolioPlus, approved Foundation Grants, Other Giving, and Endowment contributions for the reporting period.

For questions and additional club reports please use [MyRotary](#) or call the Rotary Support Center toll free at (+1-866-976-8279) or by email at (rotarysupportcenter@rotary.org).

Lake Wylie, SC (83370)

Total Contributions*

2020-21	\$3,648
2019-20	\$4,828
2018-19	\$4,202
2017-18	\$4,821
2016-17	\$3,007

AF Per Capita Club District

2020-21	\$78	\$79
2019-20	\$142	\$163
2018-19	\$157	\$188
2017-18	\$172	\$152
2016-17	\$101	\$180

Membership

2020-21	25
2019-20	25
2018-19	23
2017-18	21
2016-17	23

	EREY Members	Sustaining Members	PHS Eligible
2020-21	17	5	0
2019-20	26	14	1
2018-19	27	16	1
2017-18	24	19	0
2016-17	24	17	0

Note: 'EREY Members' reflect the number of donors who contributed some amount to the Annual Fund during the Rotary Year. 'Sustaining Members' reflect the number of donors who contributed US\$100 or more to the Annual Fund. 'PHS Eligible' reflect the number of donors who contributed US\$1,000 or more to the Annual Fund, Polio Plus or approved Foundation Grant.



CLUB FUNDRAISING ANALYSIS

INTERIM RESULTS FOR JULY THROUGH FEBRUARY (2020-21)

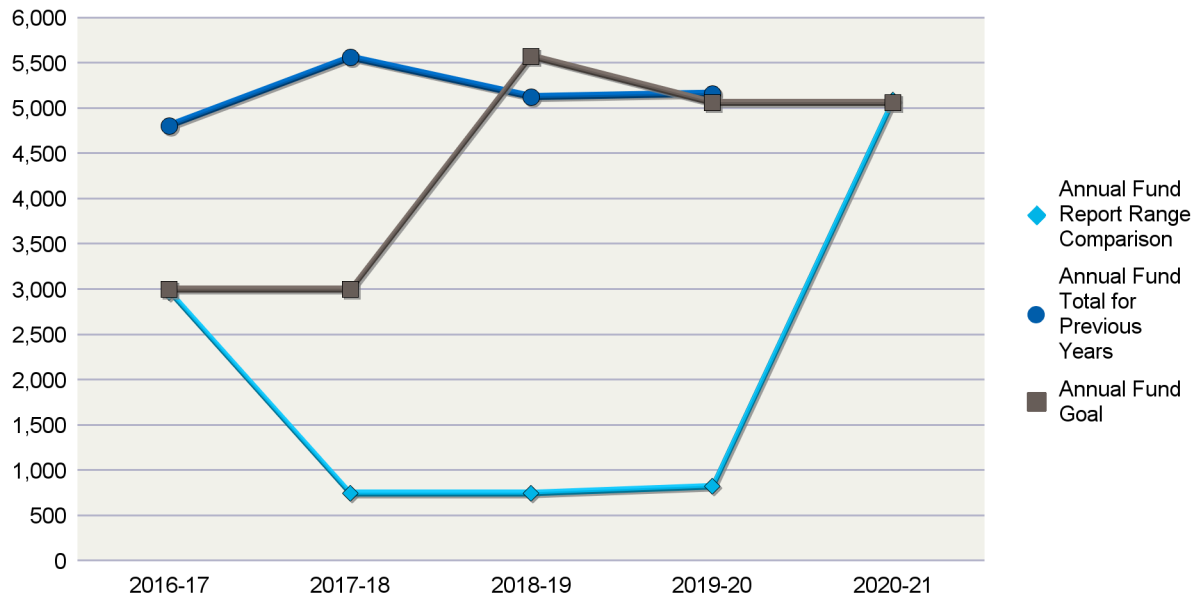
District 7750

Annual Fund Goal

2020-21	\$5,060
2019-20	\$5,060
2018-19	\$5,575
2017-18	\$3,000
2016-17	\$3,000

Annual Fund Contributions

2020-21	\$5,087
2019-20	\$5,163
2018-19	\$5,125
2017-18	\$5,563
2016-17	\$4,805



Annual Fund Report Range Comparison is the Annual Fund giving from 1 July to 28 February for current and previous years

The prior four-year average in Annual Fund giving from July through 28 February is \$1,323. This figure can be used to compare Annual Fund giving for the current Rotary year.

*Total Contributions include Annual Fund, PolioPlus, approved Foundation Grants, Other Giving, and Endowment contributions for the reporting period.

For questions and additional club reports please use [MyRotary](#) or call the Rotary Support Center toll free at (+1-866-976-8279) or by email at (rotarysupportcenter@rotary.org).

Lancaster Breakfast, SC (21979)

Total Contributions*

2020-21	\$10,587
2019-20	\$6,293
2018-19	\$6,411
2017-18	\$6,088
2016-17	\$5,377

AF Per Capita Club District

2020-21	\$96	\$79
2019-20	\$97	\$163
2018-19	\$92	\$188
2017-18	\$91	\$152
2016-17	\$74	\$180

Membership

2020-21	53
2019-20	53
2018-19	56
2017-18	61
2016-17	65

	EREY Members	Sustaining Members	PHS Eligible
2020-21	54	6	1
2019-20	53	13	1
2018-19	54	10	1
2017-18	58	13	1
2016-17	61	10	1

Note: 'EREY Members' reflect the number of donors who contributed some amount to the Annual Fund during the Rotary Year. 'Sustaining Members' reflect the number of donors who contributed US\$100 or more to the Annual Fund. 'PHS Eligible' reflect the number of donors who contributed US\$1,000 or more to the Annual Fund, Polio Plus or approved Foundation Grant.



CLUB FUNDRAISING ANALYSIS

INTERIM RESULTS FOR JULY THROUGH FEBRUARY (2020-21)

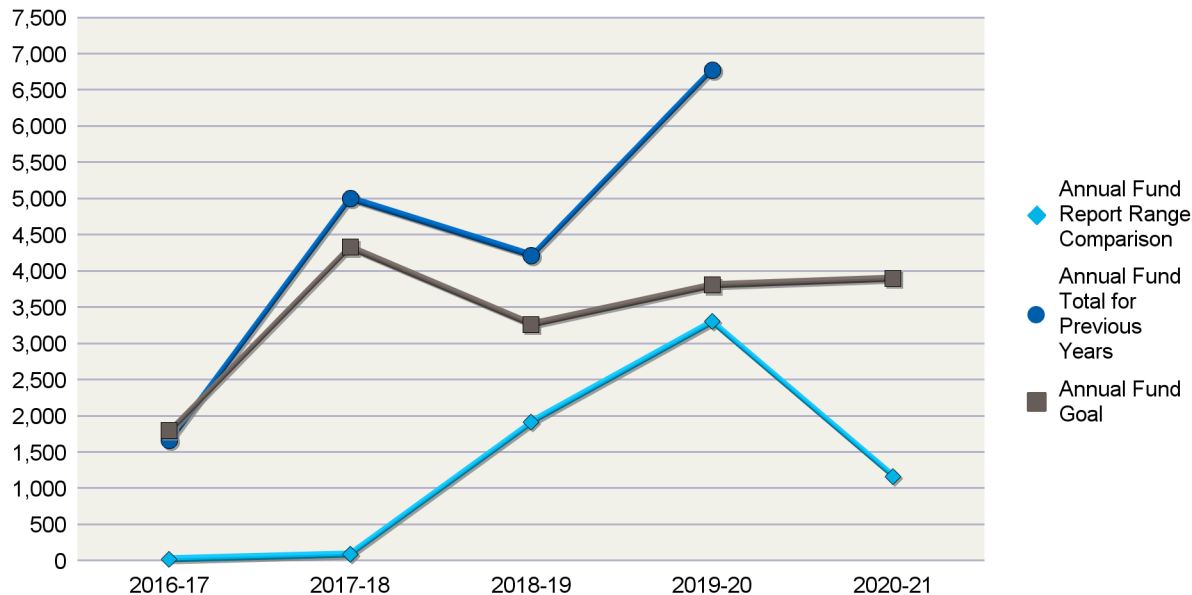
District 7750

Annual Fund Goal

2020-21	\$3,900
2019-20	\$3,808
2018-19	\$3,264
2017-18	\$4,331
2016-17	\$1,800

Annual Fund Contributions

2020-21	\$1,165
2019-20	\$6,777
2018-19	\$4,217
2017-18	\$5,006
2016-17	\$1,668



Annual Fund Report Range Comparison is the Annual Fund giving from 1 July to 28 February for current and previous years

The prior four-year average in Annual Fund giving from July through 28 February is \$1,335. This figure can be used to compare Annual Fund giving for the current Rotary year.

*Total Contributions include Annual Fund, PolioPlus, approved Foundation Grants, Other Giving, and Endowment contributions for the reporting period.

For questions and additional club reports please use [MyRotary](#) or call the Rotary Support Center toll free at (+1-866-976-8279) or by email at (rotarysupportcenter@rotary.org).

Lancaster, SC (6202)

Total Contributions*

2020-21	\$4,555
2019-20	\$12,353
2018-19	\$7,892
2017-18	\$5,906
2016-17	\$4,168

AF Per Capita Club District

2020-21	\$18	\$79
2019-20	\$104	\$163
2018-19	\$66	\$188
2017-18	\$83	\$152
2016-17	\$27	\$180

Membership

2020-21	64
2019-20	65
2018-19	64
2017-18	60
2016-17	61

	EREY Members	Sustaining Members	PHS Eligible
2020-21	5	2	1
2019-20	66	10	2
2018-19	66	6	1
2017-18	61	6	0
2016-17	61	0	2

Note: 'EREY Members' reflect the number of donors who contributed some amount to the Annual Fund during the Rotary Year. 'Sustaining Members' reflect the number of donors who contributed US\$100 or more to the Annual Fund. 'PHS Eligible' reflect the number of donors who contributed US\$1,000 or more to the Annual Fund, Polio Plus or approved Foundation Grant.



CLUB FUNDRAISING ANALYSIS

INTERIM RESULTS FOR JULY THROUGH FEBRUARY (2020-21)

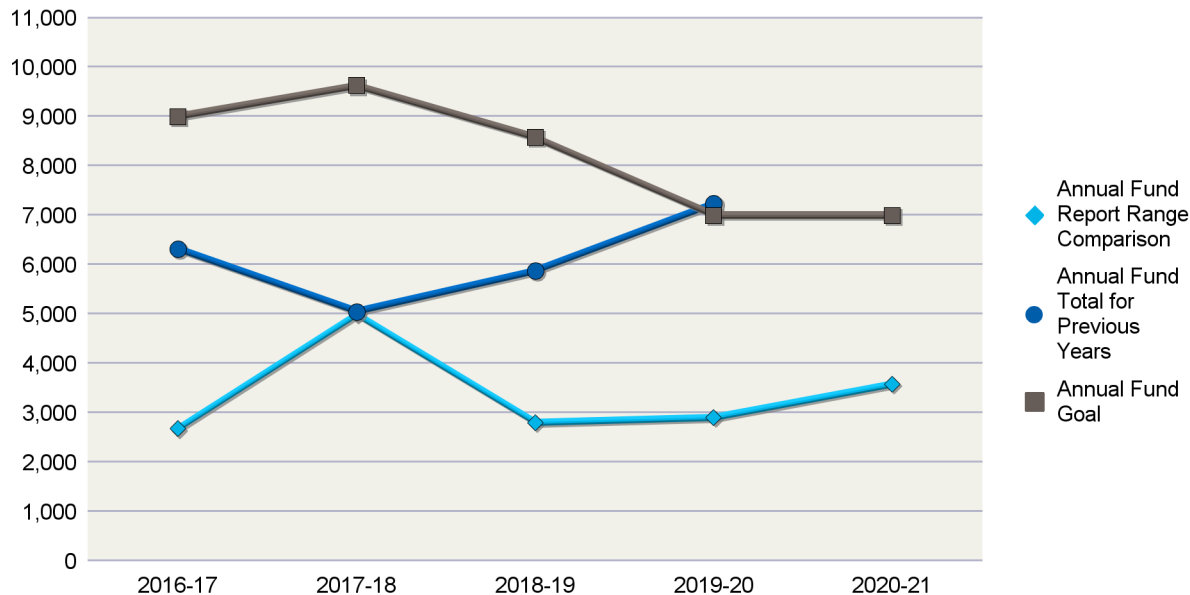
District 7750

Annual Fund Goal

2020-21	\$7,000
2019-20	\$7,000
2018-19	\$8,575
2017-18	\$9,625
2016-17	\$9,000

Annual Fund Contributions

2020-21	\$3,580
2019-20	\$7,240
2018-19	\$5,875
2017-18	\$5,050
2016-17	\$6,323



Annual Fund Report Range Comparison is the Annual Fund giving from 1 July to 28 February for current and previous years

The prior four-year average in Annual Fund giving from July through 28 February is \$3,344. This figure can be used to compare Annual Fund giving for the current Rotary year.

*Total Contributions include Annual Fund, PolioPlus, approved Foundation Grants, Other Giving, and Endowment contributions for the reporting period.

For questions and additional club reports please use [MyRotary](#) or call the Rotary Support Center toll free at (+1-866-976-8279) or by email at (rotarysupportcenter@rotary.org).

Laurens, SC (6203)

Total Contributions*

2020-21	\$4,580
2019-20	\$8,587
2018-19	\$8,731
2017-18	\$7,850
2016-17	\$11,323

AF Per Capita Club District

2020-21	\$64	\$79
2019-20	\$129	\$163
2018-19	\$120	\$188
2017-18	\$101	\$152
2016-17	\$132	\$180

Membership

2020-21	56
2019-20	56
2018-19	49
2017-18	50
2016-17	48

	EREY Members	Sustaining Members	PHS Eligible
2020-21	57	2	0
2019-20	61	57	1
2018-19	61	53	0
2017-18	49	49	0
2016-17	59	48	0

Note: 'EREY Members' reflect the number of donors who contributed some amount to the Annual Fund during the Rotary Year. 'Sustaining Members' reflect the number of donors who contributed US\$100 or more to the Annual Fund. 'PHS Eligible' reflect the number of donors who contributed US\$1,000 or more to the Annual Fund, Polio Plus or approved Foundation Grant.



CLUB FUNDRAISING ANALYSIS

INTERIM RESULTS FOR JULY THROUGH FEBRUARY (2020-21)

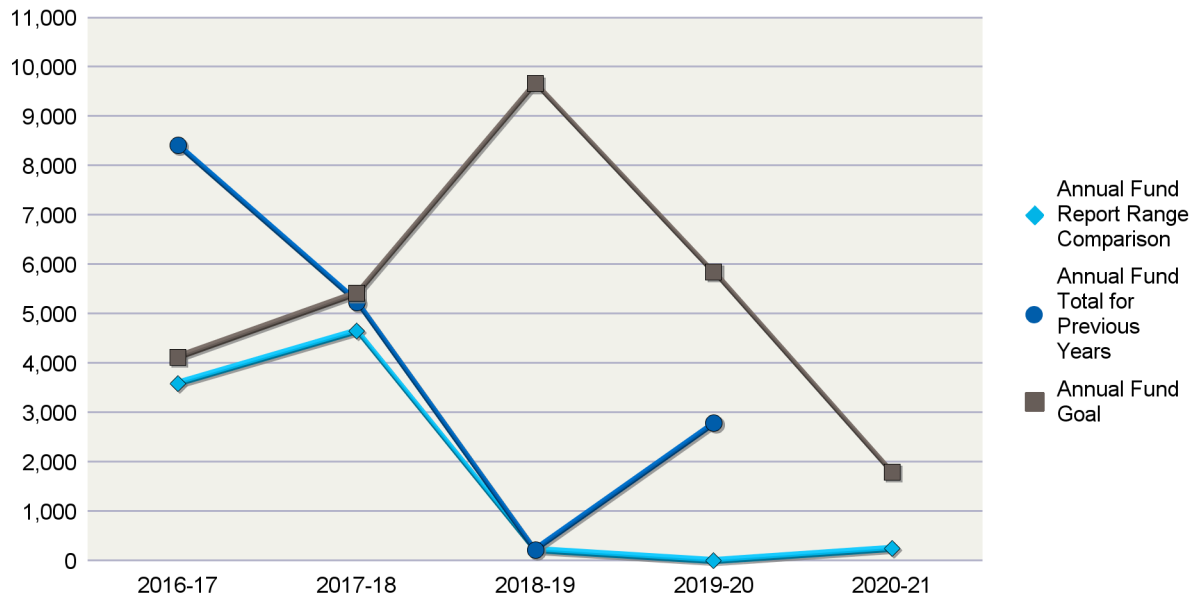
District 7750

Annual Fund Goal

2020-21	\$1,800
2019-20	\$5,850
2018-19	\$9,664
2017-18	\$5,425
2016-17	\$4,125

Annual Fund Contributions

2020-21	\$250
2019-20	\$2,795
2018-19	\$225
2017-18	\$5,244
2016-17	\$8,426



Annual Fund Report Range Comparison is the Annual Fund giving from 1 July to 28 February for current and previous years

The prior four-year average in Annual Fund giving from July through 28 February is \$2,119. This figure can be used to compare Annual Fund giving for the current Rotary year.

*Total Contributions include Annual Fund, PolioPlus, approved Foundation Grants, Other Giving, and Endowment contributions for the reporting period.

For questions and additional club reports please use [MyRotary](#) or call the Rotary Support Center toll free at (+1-866-976-8279) or by email at (rotarysupportcenter@rotary.org).

Mauldin, SC (6204)

Total Contributions*

2020-21	\$1,604
2019-20	\$4,026
2018-19	\$275
2017-18	\$6,596
2016-17	\$12,472

AF Per Capita Club District

2020-21	\$13	\$79
2019-20	\$112	\$163
2018-19	\$8	\$188
2017-18	\$169	\$152
2016-17	\$301	\$180

Membership

2020-21	20
2019-20	25
2018-19	30
2017-18	31
2016-17	28

	EREY Members	Sustaining Members	PHS Eligible
2020-21	3	1	1
2019-20	10	9	2
2018-19	3	2	0
2017-18	20	16	2
2016-17	29	29	1

Note: 'EREY Members' reflect the number of donors who contributed some amount to the Annual Fund during the Rotary Year. 'Sustaining Members' reflect the number of donors who contributed US\$100 or more to the Annual Fund. 'PHS Eligible' reflect the number of donors who contributed US\$1,000 or more to the Annual Fund, Polio Plus or approved Foundation Grant.



CLUB FUNDRAISING ANALYSIS

INTERIM RESULTS FOR JULY THROUGH FEBRUARY (2020-21)

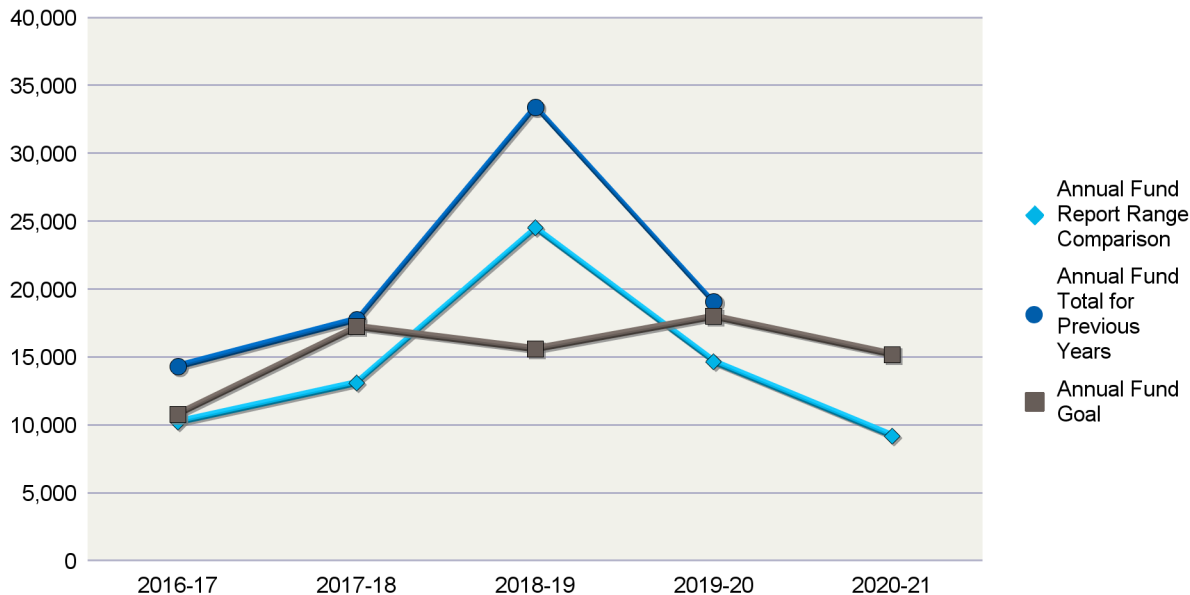
District 7750

Annual Fund Goal

2020-21	\$15,200
2019-20	\$18,000
2018-19	\$15,600
2017-18	\$17,250
2016-17	\$10,800

Annual Fund Contributions

2020-21	\$9,192
2019-20	\$19,090
2018-19	\$33,410
2017-18	\$17,800
2016-17	\$14,325



Annual Fund Report Range Comparison is the Annual Fund giving from 1 July to 28 February for current and previous years

The prior four-year average in Annual Fund giving from July through 28 February is \$15,643. This figure can be used to compare Annual Fund giving for the current Rotary year.

*Total Contributions include Annual Fund, PolioPlus, approved Foundation Grants, Other Giving, and Endowment contributions for the reporting period.

For questions and additional club reports please use [MyRotary](#) or call the Rotary Support Center toll free at (+1-866-976-8279) or by email at (rotarysupportcenter@rotary.org).

Newberry, SC (6205)

Total Contributions*

2020-21	\$10,542
2019-20	\$22,828
2018-19	\$38,513
2017-18	\$21,850
2016-17	\$18,861

AF Per Capita Club District

2020-21	\$123	\$79
2019-20	\$245	\$163
2018-19	\$434	\$188
2017-18	\$241	\$152
2016-17	\$196	\$180

Membership

2020-21	75
2019-20	78
2018-19	77
2017-18	74
2016-17	73

	EREY Members	Sustaining Members	PHS Eligible
2020-21	52	13	5
2019-20	67	48	8
2018-19	68	58	7
2017-18	58	58	6
2016-17	69	65	5

Note: 'EREY Members' reflect the number of donors who contributed some amount to the Annual Fund during the Rotary Year. 'Sustaining Members' reflect the number of donors who contributed US\$100 or more to the Annual Fund. 'PHS Eligible' reflect the number of donors who contributed US\$1,000 or more to the Annual Fund, Polio Plus or approved Foundation Grant.



CLUB FUNDRAISING ANALYSIS

INTERIM RESULTS FOR JULY THROUGH FEBRUARY (2020-21)

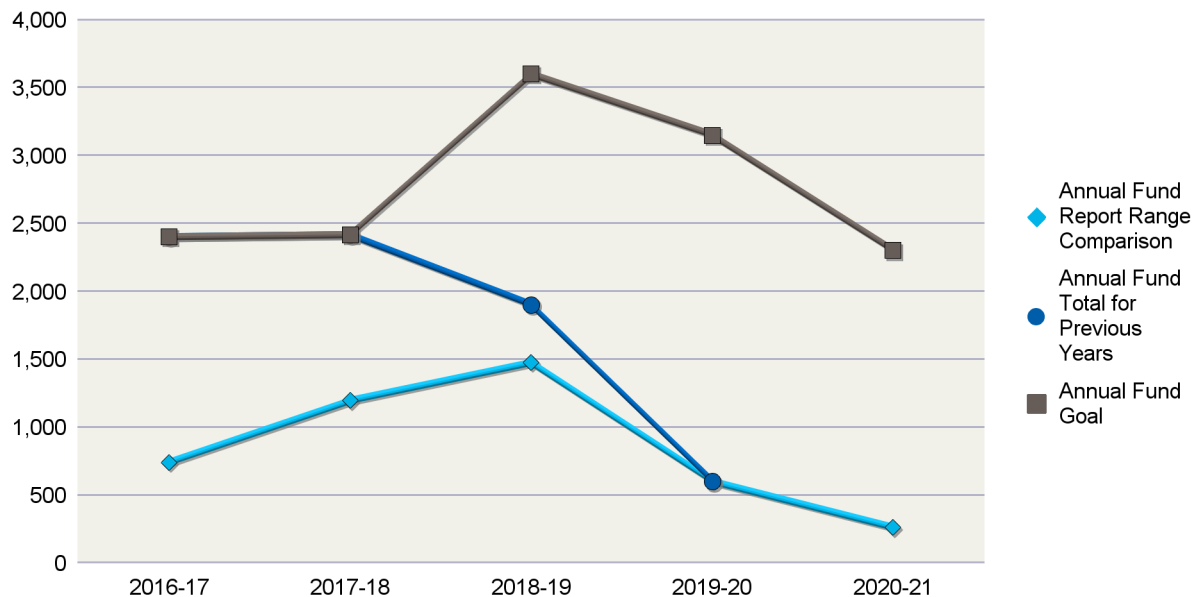
District 7750

Annual Fund Goal

2020-21	\$2,300
2019-20	\$3,150
2018-19	\$3,600
2017-18	\$2,415
2016-17	\$2,400

Annual Fund Contributions

2020-21	\$260
2019-20	\$600
2018-19	\$1,900
2017-18	\$2,415
2016-17	\$2,400



Annual Fund Report Range Comparison is the Annual Fund giving from 1 July to 28 February for current and previous years

The prior four-year average in Annual Fund giving from July through 28 February is \$1,003. This figure can be used to compare Annual Fund giving for the current Rotary year.

*Total Contributions include Annual Fund, PolioPlus, approved Foundation Grants, Other Giving, and Endowment contributions for the reporting period.

For questions and additional club reports please use [MyRotary](#) or call the Rotary Support Center toll free at (+1-866-976-8279) or by email at (rotarysupportcenter@rotary.org).

North Augusta, SC (6206)

Total Contributions*

2020-21	\$345
2019-20	\$1,300
2018-19	\$2,595
2017-18	\$2,665
2016-17	\$3,563

AF Per Capita Club District

2020-21	\$10	\$79
2019-20	\$23	\$163
2018-19	\$90	\$188
2017-18	\$134	\$152
2016-17	\$114	\$180

Membership

2020-21	25
2019-20	26
2018-19	21
2017-18	18
2016-17	21

	EREY Members	Sustaining Members	PHS Eligible
2020-21	4	1	0
2019-20	11	1	0
2018-19	12	5	1
2017-18	13	6	1
2016-17	13	7	1

Note: 'EREY Members' reflect the number of donors who contributed some amount to the Annual Fund during the Rotary Year. 'Sustaining Members' reflect the number of donors who contributed US\$100 or more to the Annual Fund. 'PHS Eligible' reflect the number of donors who contributed US\$1,000 or more to the Annual Fund, Polio Plus or approved Foundation Grant.



CLUB FUNDRAISING ANALYSIS

INTERIM RESULTS FOR JULY THROUGH FEBRUARY (2020-21)

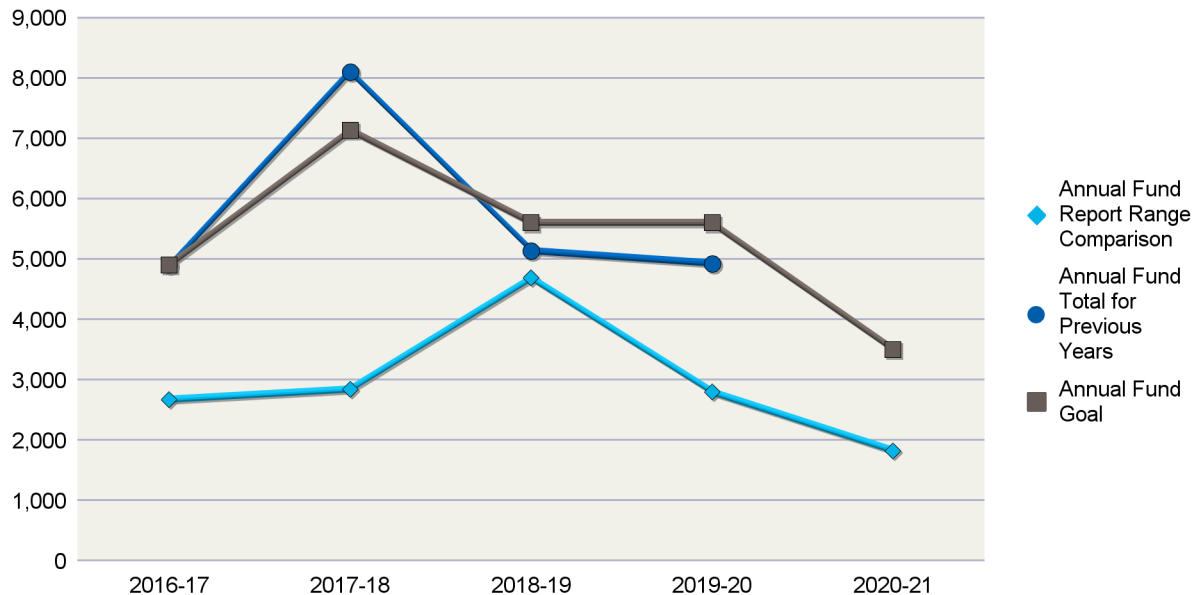
District 7750

Annual Fund Goal

2020-21	\$3,500
2019-20	\$5,600
2018-19	\$5,600
2017-18	\$7,140
2016-17	\$4,900

Annual Fund Contributions

2020-21	\$1,825
2019-20	\$4,930
2018-19	\$5,138
2017-18	\$8,108
2016-17	\$4,900



Annual Fund Report Range Comparison is the Annual Fund giving from 1 July to 28 February for current and previous years

The prior four-year average in Annual Fund giving from July through 28 February is \$3,254. This figure can be used to compare Annual Fund giving for the current Rotary year.

*Total Contributions include Annual Fund, PolioPlus, approved Foundation Grants, Other Giving, and Endowment contributions for the reporting period.

For questions and additional club reports please use [MyRotary](#) or call the Rotary Support Center toll free at (+1-866-976-8279) or by email at (rotarysupportcenter@rotary.org).

North Spartanburg, SC (6208)

Total Contributions*

2020-21	\$2,070
2019-20	\$5,635
2018-19	\$7,238
2017-18	\$9,970
2016-17	\$8,162

AF Per Capita	Club	District
2020-21	\$52	\$79
2019-20	\$126	\$163
2018-19	\$143	\$188
2017-18	\$193	\$152
2016-17	\$107	\$180

Membership

2020-21	35
2019-20	39
2018-19	36
2017-18	42
2016-17	46

	EREY Members	Sustaining Members	PHS Eligible
2020-21	31	4	0
2019-20	36	27	0
2018-19	39	2	0
2017-18	39	13	1
2016-17	51	8	2

Note: 'EREY Members' reflect the number of donors who contributed some amount to the Annual Fund during the Rotary Year. 'Sustaining Members' reflect the number of donors who contributed US\$100 or more to the Annual Fund. 'PHS Eligible' reflect the number of donors who contributed US\$1,000 or more to the Annual Fund, Polio Plus or approved Foundation Grant.



CLUB FUNDRAISING ANALYSIS

INTERIM RESULTS FOR JULY THROUGH FEBRUARY (2020-21)

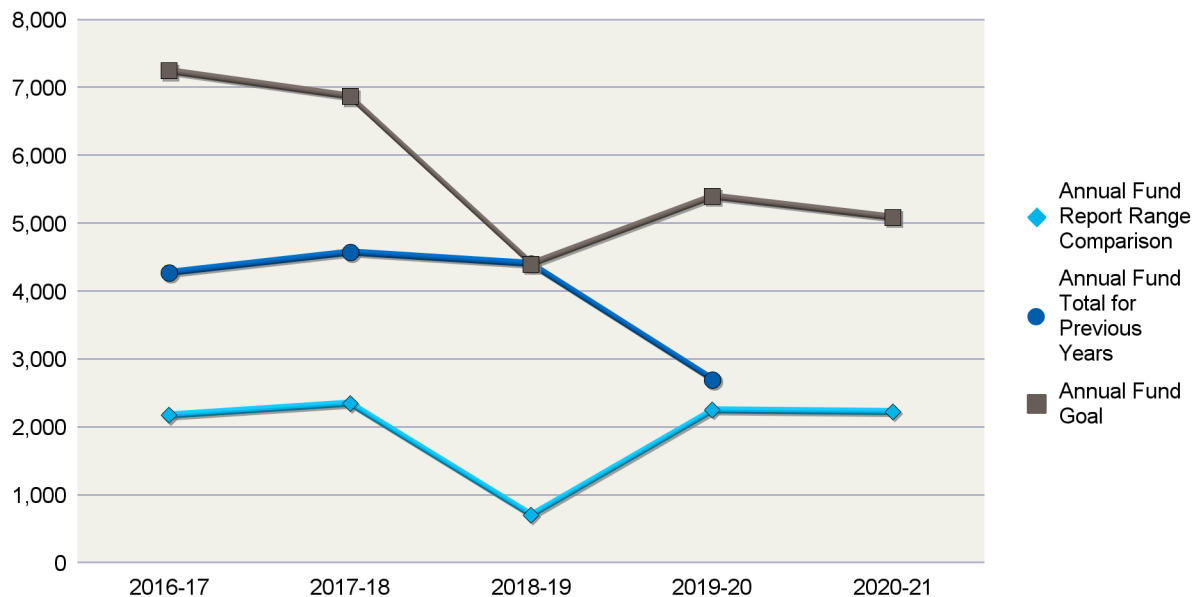
District 7750

Annual Fund Goal

2020-21	\$5,085
2019-20	\$5,400
2018-19	\$4,400
2017-18	\$6,868
2016-17	\$7,245

Annual Fund Contributions

2020-21	\$2,225
2019-20	\$2,700
2018-19	\$4,405
2017-18	\$4,575
2016-17	\$4,273



Annual Fund Report Range Comparison is the Annual Fund giving from 1 July to 28 February for current and previous years

The prior four-year average in Annual Fund giving from July through 28 February is \$1,868. This figure can be used to compare Annual Fund giving for the current Rotary year.

*Total Contributions include Annual Fund, PolioPlus, approved Foundation Grants, Other Giving, and Endowment contributions for the reporting period.

For questions and additional club reports please use [MyRotary](#) or call the Rotary Support Center toll free at (+1-866-976-8279) or by email at (rotarysupportcenter@rotary.org).

Pickens, SC (6210)

Total Contributions*

2020-21	\$2,225
2019-20	\$3,152
2018-19	\$6,165
2017-18	\$5,925
2016-17	\$6,760

AF Per Capita	Club	District
2020-21	\$54	\$79
2019-20	\$61	\$163
2018-19	\$102	\$188
2017-18	\$112	\$152
2016-17	\$95	\$180

Membership

2020-21	41
2019-20	44
2018-19	43
2017-18	41
2016-17	45

	EREY Members	Sustaining Members	PHS Eligible
2020-21	36	4	0
2019-20	43	5	1
2018-19	46	24	1
2017-18	43	39	1
2016-17	42	36	1

Note: 'EREY Members' reflect the number of donors who contributed some amount to the Annual Fund during the Rotary Year. 'Sustaining Members' reflect the number of donors who contributed US\$100 or more to the Annual Fund. 'PHS Eligible' reflect the number of donors who contributed US\$1,000 or more to the Annual Fund, Polio Plus or approved Foundation Grant.



CLUB FUNDRAISING ANALYSIS

INTERIM RESULTS FOR JULY THROUGH FEBRUARY (2020-21)

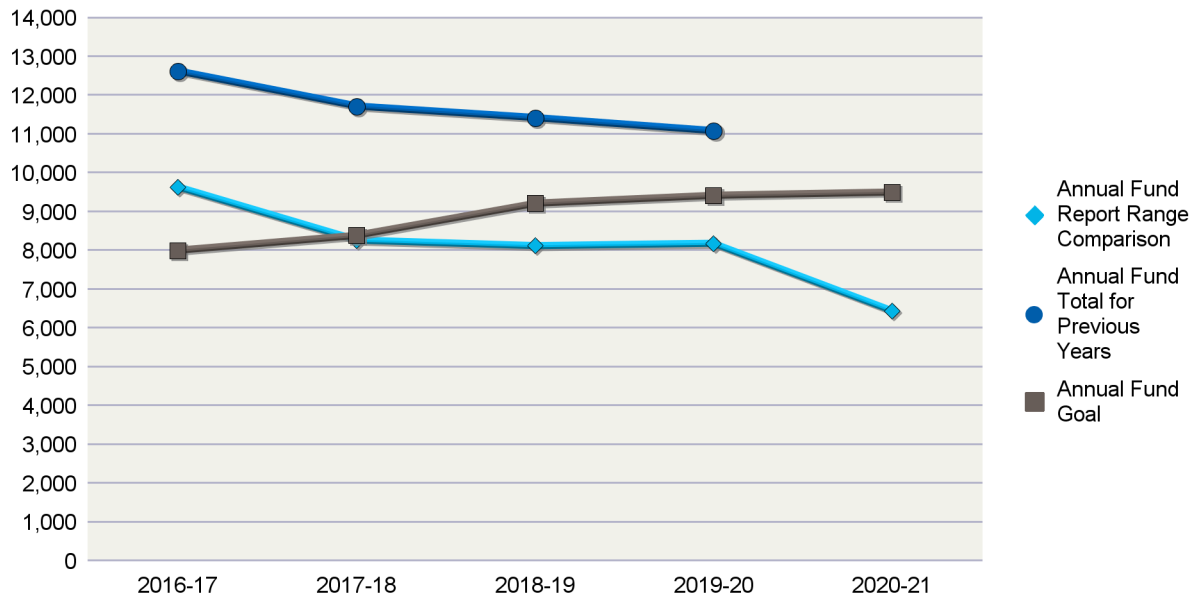
District 7750

Annual Fund Goal

2020-21	\$9,500
2019-20	\$9,416
2018-19	\$9,212
2017-18	\$8,385
2016-17	\$8,000

Annual Fund Contributions

2020-21	\$6,432
2019-20	\$11,081
2018-19	\$11,419
2017-18	\$11,717
2016-17	\$12,624



Annual Fund Report Range Comparison is the Annual Fund giving from 1 July to 28 February for current and previous years

The prior four-year average in Annual Fund giving from July through 28 February is \$8,549. This figure can be used to compare Annual Fund giving for the current Rotary year.

*Total Contributions include Annual Fund, PolioPlus, approved Foundation Grants, Other Giving, and Endowment contributions for the reporting period.

For questions and additional club reports please use [MyRotary](#) or call the Rotary Support Center toll free at (+1-866-976-8279) or by email at (rotarysupportcenter@rotary.org).

Pleasantburg (Greenville), SC (6211)

Total Contributions*

2020-21	\$13,432
2019-20	\$18,381
2018-19	\$17,676
2017-18	\$18,639
2016-17	\$18,820

AF Per Capita Club District

2020-21	\$143	\$79
2019-20	\$252	\$163
2018-19	\$243	\$188
2017-18	\$272	\$152
2016-17	\$308	\$180

Membership

2020-21	45
2019-20	44
2018-19	47
2017-18	43
2016-17	41

	EREY Members	Sustaining Members	PHS Eligible
2020-21	30	17	7
2019-20	46	17	8
2018-19	45	24	6
2017-18	47	27	6
2016-17	44	31	6

Note: 'EREY Members' reflect the number of donors who contributed some amount to the Annual Fund during the Rotary Year. 'Sustaining Members' reflect the number of donors who contributed US\$100 or more to the Annual Fund. 'PHS Eligible' reflect the number of donors who contributed US\$1,000 or more to the Annual Fund, Polio Plus or approved Foundation Grant.



CLUB FUNDRAISING ANALYSIS

INTERIM RESULTS FOR JULY THROUGH FEBRUARY (2020-21)

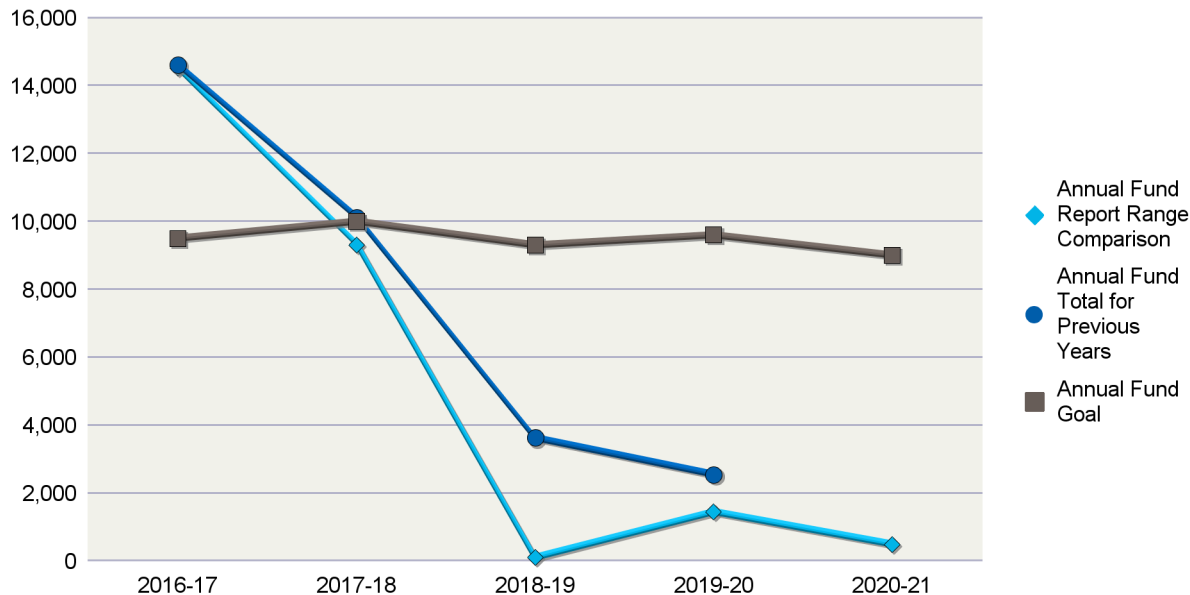
District 7750

Annual Fund Goal

2020-21	\$9,000
2019-20	\$9,600
2018-19	\$9,300
2017-18	\$10,000
2016-17	\$9,500

Annual Fund Contributions

2020-21	\$488
2019-20	\$2,542
2018-19	\$3,627
2017-18	\$10,107
2016-17	\$14,620



Annual Fund Report Range Comparison is the Annual Fund giving from 1 July to 28 February for current and previous years

The prior four-year average in Annual Fund giving from July through 28 February is \$6,344. This figure can be used to compare Annual Fund giving for the current Rotary year.

*Total Contributions include Annual Fund, PolioPlus, approved Foundation Grants, Other Giving, and Endowment contributions for the reporting period.

For questions and additional club reports please use [MyRotary](#) or call the Rotary Support Center toll free at (+1-866-976-8279) or by email at (rotarysupportcenter@rotary.org).

Rock Hill, SC (6212)

Total Contributions*

2020-21	\$488
2019-20	\$4,516
2018-19	\$7,027
2017-18	\$11,757
2016-17	\$17,398

AF Per Capita Club District

2020-21	\$8	\$79
2019-20	\$40	\$163
2018-19	\$42	\$188
2017-18	\$98	\$152
2016-17	\$152	\$180

Membership

2020-21	61
2019-20	64
2018-19	86
2017-18	103
2016-17	96

	EREY Members	Sustaining Members	PHS Eligible
2020-21	1	0	0
2019-20	4	4	1
2018-19	21	20	0
2017-18	95	49	0
2016-17	63	46	0

Note: 'EREY Members' reflect the number of donors who contributed some amount to the Annual Fund during the Rotary Year. 'Sustaining Members' reflect the number of donors who contributed US\$100 or more to the Annual Fund. 'PHS Eligible' reflect the number of donors who contributed US\$1,000 or more to the Annual Fund, Polio Plus or approved Foundation Grant.



CLUB FUNDRAISING ANALYSIS

INTERIM RESULTS FOR JULY THROUGH FEBRUARY (2020-21)

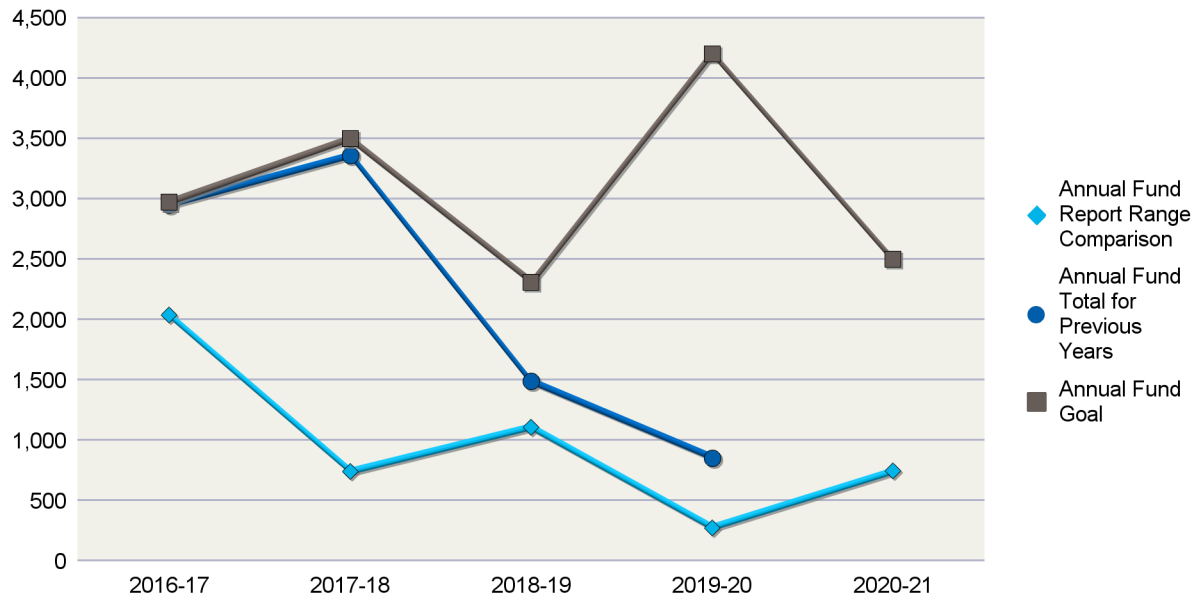
District 7750

Annual Fund Goal

2020-21	\$2,500
2019-20	\$4,200
2018-19	\$2,310
2017-18	\$3,500
2016-17	\$2,970

Annual Fund Contributions

2020-21	\$745
2019-20	\$855
2018-19	\$1,490
2017-18	\$3,360
2016-17	\$2,950



Annual Fund Report Range Comparison is the Annual Fund giving from 1 July to 28 February for current and previous years

The prior four-year average in Annual Fund giving from July through 28 February is \$1,041. This figure can be used to compare Annual Fund giving for the current Rotary year.

*Total Contributions include Annual Fund, PolioPlus, approved Foundation Grants, Other Giving, and Endowment contributions for the reporting period.

For questions and additional club reports please use [MyRotary](#) or call the Rotary Support Center toll free at (+1-866-976-8279) or by email at (rotarysupportcenter@rotary.org).

Seneca Golden Corner, SC (29757)

Total Contributions*

2020-21	\$1,117
2019-20	\$1,560
2018-19	\$2,162
2017-18	\$4,160
2016-17	\$5,610

AF Per Capita Club District

2020-21	\$34	\$79
2019-20	\$36	\$163
2018-19	\$65	\$188
2017-18	\$153	\$152
2016-17	\$148	\$180

Membership

2020-21	22
2019-20	24
2018-19	23
2017-18	22
2016-17	20

	EREY Members	Sustaining Members	PHS Eligible
2020-21	8	3	0
2019-20	6	4	0
2018-19	7	4	0
2017-18	21	21	1
2016-17	15	9	0

Note: 'EREY Members' reflect the number of donors who contributed some amount to the Annual Fund during the Rotary Year. 'Sustaining Members' reflect the number of donors who contributed US\$100 or more to the Annual Fund. 'PHS Eligible' reflect the number of donors who contributed US\$1,000 or more to the Annual Fund, Polio Plus or approved Foundation Grant.



CLUB FUNDRAISING ANALYSIS

INTERIM RESULTS FOR JULY THROUGH FEBRUARY (2020-21)

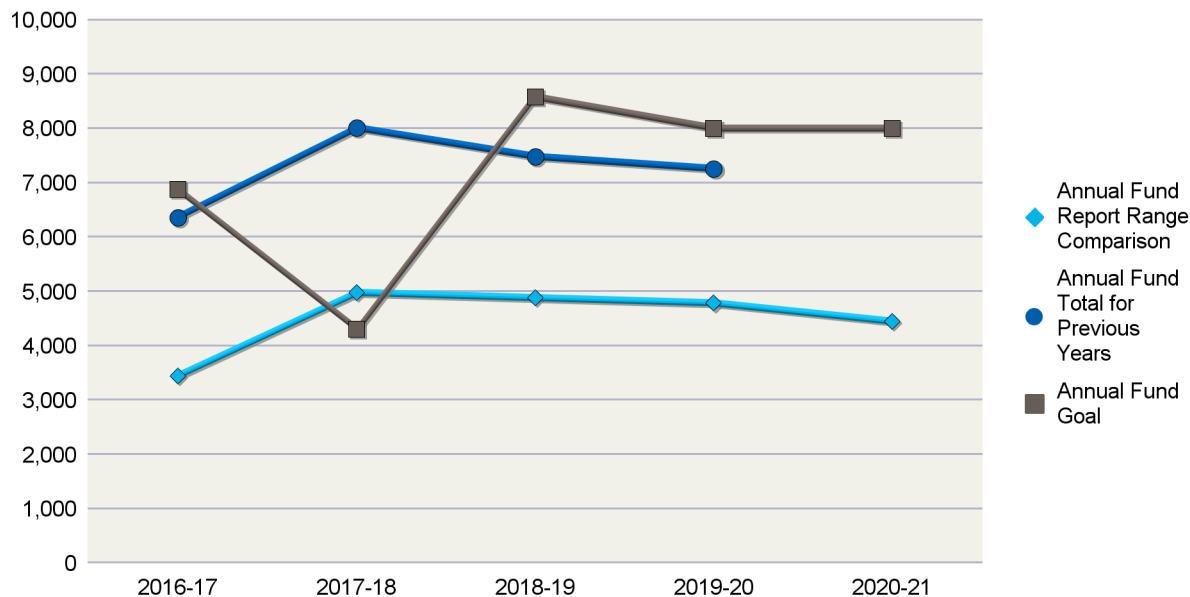
District 7750

Annual Fund Goal

2020-21	\$8,000
2019-20	\$8,000
2018-19	\$8,579
2017-18	\$4,300
2016-17	\$6,880

Annual Fund Contributions

2020-21	\$4,444
2019-20	\$7,256
2018-19	\$7,480
2017-18	\$8,010
2016-17	\$6,362



Annual Fund Report Range Comparison is the Annual Fund giving from 1 July to 28 February for current and previous years

The prior four-year average in Annual Fund giving from July through 28 February is \$4,520. This figure can be used to compare Annual Fund giving for the current Rotary year.

*Total Contributions include Annual Fund, PolioPlus, approved Foundation Grants, Other Giving, and Endowment contributions for the reporting period.

For questions and additional club reports please use [MyRotary](#) or call the Rotary Support Center toll free at (+1-866-976-8279) or by email at (rotarysupportcenter@rotary.org).

Seneca, SC (6213)

Total Contributions*

2020-21	\$5,124
2019-20	\$8,296
2018-19	\$8,500
2017-18	\$9,180
2016-17	\$10,019

AF Per Capita Club District

2020-21	\$117	\$79
2019-20	\$169	\$163
2018-19	\$163	\$188
2017-18	\$174	\$152
2016-17	\$159	\$180

Membership

2020-21	38
2019-20	43
2018-19	46
2017-18	46
2016-17	40

	EREY Members	Sustaining Members	PHS Eligible
2020-21	30	4	1
2019-20	45	31	3
2018-19	41	31	5
2017-18	43	27	5
2016-17	42	28	3

Note: 'EREY Members' reflect the number of donors who contributed some amount to the Annual Fund during the Rotary Year. 'Sustaining Members' reflect the number of donors who contributed US\$100 or more to the Annual Fund. 'PHS Eligible' reflect the number of donors who contributed US\$1,000 or more to the Annual Fund, Polio Plus or approved Foundation Grant.



CLUB FUNDRAISING ANALYSIS

INTERIM RESULTS FOR JULY THROUGH FEBRUARY (2020-21)

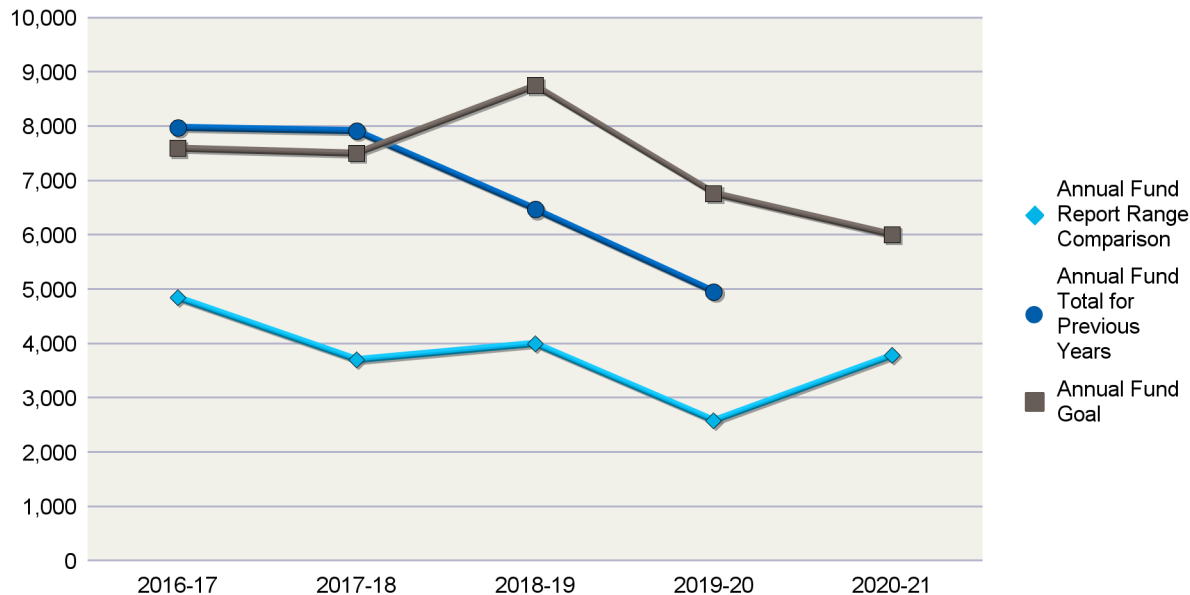
District 7750

Annual Fund Goal

2020-21	\$6,000
2019-20	\$6,765
2018-19	\$8,750
2017-18	\$7,500
2016-17	\$7,592

Annual Fund Contributions

2020-21	\$3,787
2019-20	\$4,952
2018-19	\$6,471
2017-18	\$7,914
2016-17	\$7,977



Annual Fund Report Range Comparison is the Annual Fund giving from 1 July to 28 February for current and previous years

The prior four-year average in Annual Fund giving from July through 28 February is \$3,781. This figure can be used to compare Annual Fund giving for the current Rotary year.

*Total Contributions include Annual Fund, PolioPlus, approved Foundation Grants, Other Giving, and Endowment contributions for the reporting period.

For questions and additional club reports please use [MyRotary](#) or call the Rotary Support Center toll free at (+1-866-976-8279) or by email at (rotarysupportcenter@rotary.org).

Simpsonville, SC (6214)

Total Contributions*

2020-21	\$4,193
2019-20	\$5,727
2018-19	\$7,507
2017-18	\$9,539
2016-17	\$10,791

AF Per Capita Club District

2020-21	\$102	\$79
2019-20	\$121	\$163
2018-19	\$135	\$188
2017-18	\$149	\$152
2016-17	\$163	\$180

Membership

2020-21	37
2019-20	41
2018-19	48
2017-18	53
2016-17	49

	EREY Members	Sustaining Members	PHS Eligible
2020-21	24	3	1
2019-20	32	19	1
2018-19	42	26	1
2017-18	41	28	1
2016-17	45	33	1

Note: 'EREY Members' reflect the number of donors who contributed some amount to the Annual Fund during the Rotary Year. 'Sustaining Members' reflect the number of donors who contributed US\$100 or more to the Annual Fund. 'PHS Eligible' reflect the number of donors who contributed US\$1,000 or more to the Annual Fund, Polio Plus or approved Foundation Grant.



CLUB FUNDRAISING ANALYSIS

INTERIM RESULTS FOR JULY THROUGH FEBRUARY (2020-21)

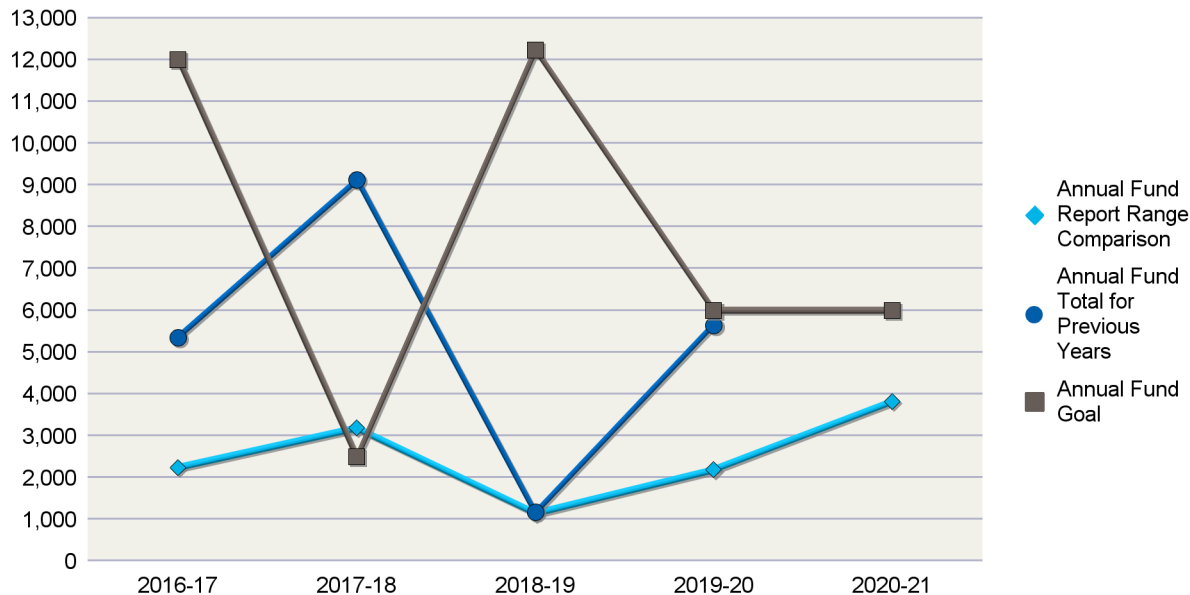
District 7750

Annual Fund Goal

2020-21	\$6,000
2019-20	\$6,000
2018-19	\$12,220
2017-18	\$2,500
2016-17	\$12,000

Annual Fund Contributions

2020-21	\$3,820
2019-20	\$5,645
2018-19	\$1,170
2017-18	\$9,120
2016-17	\$5,345



Annual Fund Report Range Comparison is the Annual Fund giving from 1 July to 28 February for current and previous years

The prior four-year average in Annual Fund giving from July through 28 February is \$2,180. This figure can be used to compare Annual Fund giving for the current Rotary year.

*Total Contributions include Annual Fund, PolioPlus, approved Foundation Grants, Other Giving, and Endowment contributions for the reporting period.

For questions and additional club reports please use [MyRotary](#) or call the Rotary Support Center toll free at (+1-866-976-8279) or by email at (rotarysupportcenter@rotary.org).

Spartanburg, SC (6215)

Total Contributions*

2020-21	\$5,070
2019-20	\$15,665
2018-19	\$15,595
2017-18	\$19,970
2016-17	\$16,963

AF Per Capita Club District

2020-21	\$20	\$79
2019-20	\$29	\$163
2018-19	\$6	\$188
2017-18	\$48	\$152
2016-17	\$27	\$180

Membership

2020-21	194
2019-20	197
2018-19	199
2017-18	189
2016-17	196

	EREY Members	Sustaining Members	PHS Eligible
2020-21	5	4	4
2019-20	93	6	2
2018-19	5	3	4
2017-18	102	14	6
2016-17	102	7	4

Note: 'EREY Members' reflect the number of donors who contributed some amount to the Annual Fund during the Rotary Year. 'Sustaining Members' reflect the number of donors who contributed US\$100 or more to the Annual Fund. 'PHS Eligible' reflect the number of donors who contributed US\$1,000 or more to the Annual Fund, Polio Plus or approved Foundation Grant.



CLUB FUNDRAISING ANALYSIS

INTERIM RESULTS FOR JULY THROUGH FEBRUARY (2020-21)

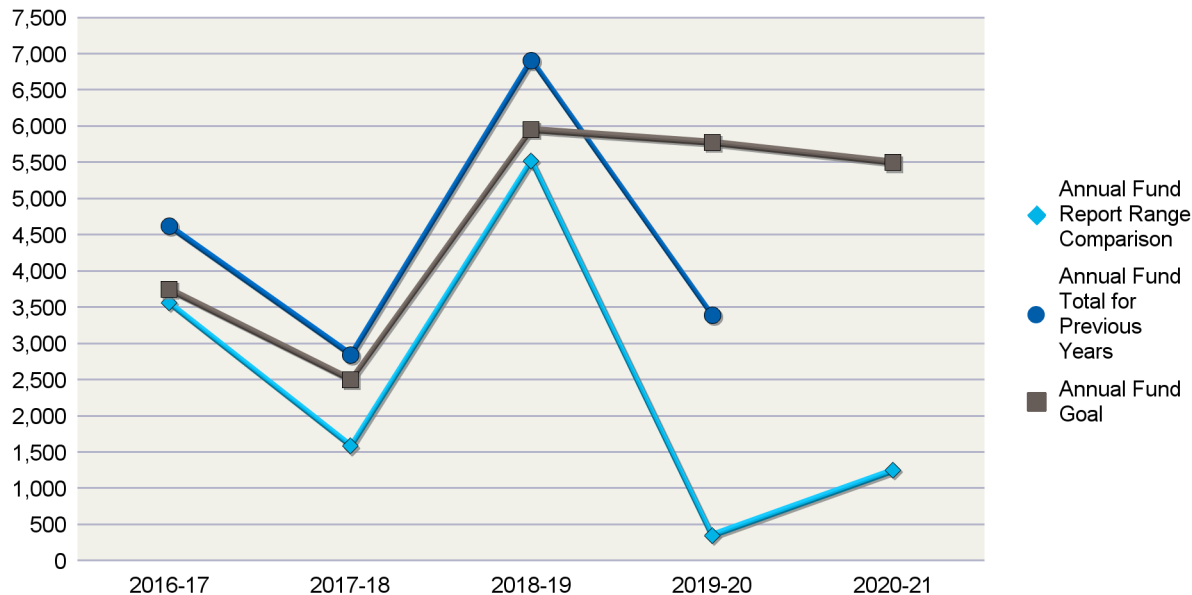
District 7750

Annual Fund Goal

2020-21	\$5,500
2019-20	\$5,775
2018-19	\$5,952
2017-18	\$2,500
2016-17	\$3,750

Annual Fund Contributions

2020-21	\$1,250
2019-20	\$3,400
2018-19	\$6,911
2017-18	\$2,845
2016-17	\$4,625



Annual Fund Report Range Comparison is the Annual Fund giving from 1 July to 28 February for current and previous years

The prior four-year average in Annual Fund giving from July through 28 February is \$2,755. This figure can be used to compare Annual Fund giving for the current Rotary year.

*Total Contributions include Annual Fund, PolioPlus, approved Foundation Grants, Other Giving, and Endowment contributions for the reporting period.

For questions and additional club reports please use [MyRotary](#) or call the Rotary Support Center toll free at (+1-866-976-8279) or by email at (rotarysupportcenter@rotary.org).

Spartan West (Spartanburg), SC (21342)

Total Contributions*

2020-21	\$350
2019-20	\$5,465
2018-19	\$7,411
2017-18	\$3,370
2016-17	\$5,550

AF Per Capita Club District

2020-21	\$43	\$79
2019-20	\$97	\$163
2018-19	\$216	\$188
2017-18	\$105	\$152
2016-17	\$185	\$180

Membership

2020-21	29
2019-20	35
2018-19	32
2017-18	27
2016-17	25

	EREY Members	Sustaining Members	PHS Eligible
2020-21	4	2	1
2019-20	30	30	0
2018-19	30	30	1
2017-18	8	6	1
2016-17	26	6	1

Note: 'EREY Members' reflect the number of donors who contributed some amount to the Annual Fund during the Rotary Year. 'Sustaining Members' reflect the number of donors who contributed US\$100 or more to the Annual Fund. 'PHS Eligible' reflect the number of donors who contributed US\$1,000 or more to the Annual Fund, Polio Plus or approved Foundation Grant.



CLUB FUNDRAISING ANALYSIS

INTERIM RESULTS FOR JULY THROUGH FEBRUARY (2020-21)

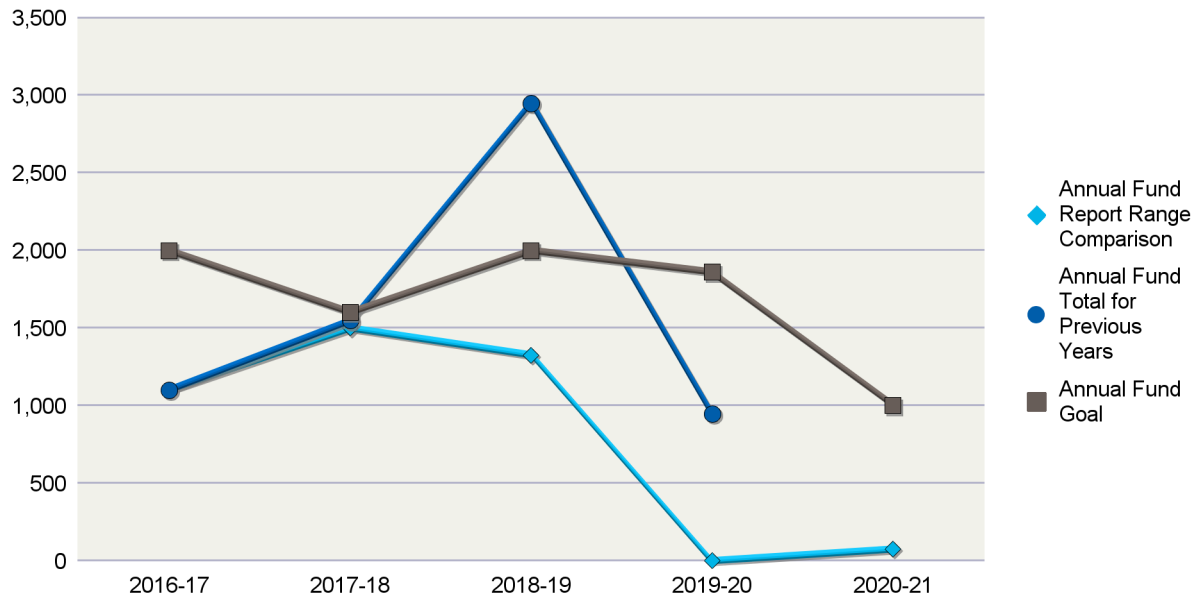
District 7750

Annual Fund Goal

2020-21	\$1,000
2019-20	\$1,860
2018-19	\$2,000
2017-18	\$1,600
2016-17	\$2,000

Annual Fund Contributions

2020-21	\$75
2019-20	\$950
2018-19	\$2,950
2017-18	\$1,550
2016-17	\$1,100



Annual Fund Report Range Comparison is the Annual Fund giving from 1 July to 28 February for current and previous years

The prior four-year average in Annual Fund giving from July through 28 February is \$981. This figure can be used to compare Annual Fund giving for the current Rotary year.

*Total Contributions include Annual Fund, PolioPlus, approved Foundation Grants, Other Giving, and Endowment contributions for the reporting period.

For questions and additional club reports please use [MyRotary](#) or call the Rotary Support Center toll free at (+1-866-976-8279) or by email at (rotarysupportcenter@rotary.org).

The Foothills, Travelers Rest, SC (26614)

Total Contributions*

2020-21	\$100
2019-20	\$970
2018-19	\$3,050
2017-18	\$276,800
2016-17	\$15,001

AF Per Capita Club District

2020-21	\$7	\$79
2019-20	\$79	\$163
2018-19	\$155	\$188
2017-18	\$91	\$152
2016-17	\$73	\$180

Membership

2020-21	11
2019-20	12
2018-19	19
2017-18	17
2016-17	15

	EREY Members	Sustaining Members	PHS Eligible
2020-21	1	0	0
2019-20	8	6	0
2018-19	12	8	0
2017-18	11	6	0
2016-17	9	6	0

Note: 'EREY Members' reflect the number of donors who contributed some amount to the Annual Fund during the Rotary Year. 'Sustaining Members' reflect the number of donors who contributed US\$100 or more to the Annual Fund. 'PHS Eligible' reflect the number of donors who contributed US\$1,000 or more to the Annual Fund, Polio Plus or approved Foundation Grant.



CLUB FUNDRAISING ANALYSIS

INTERIM RESULTS FOR JULY THROUGH FEBRUARY (2020-21)

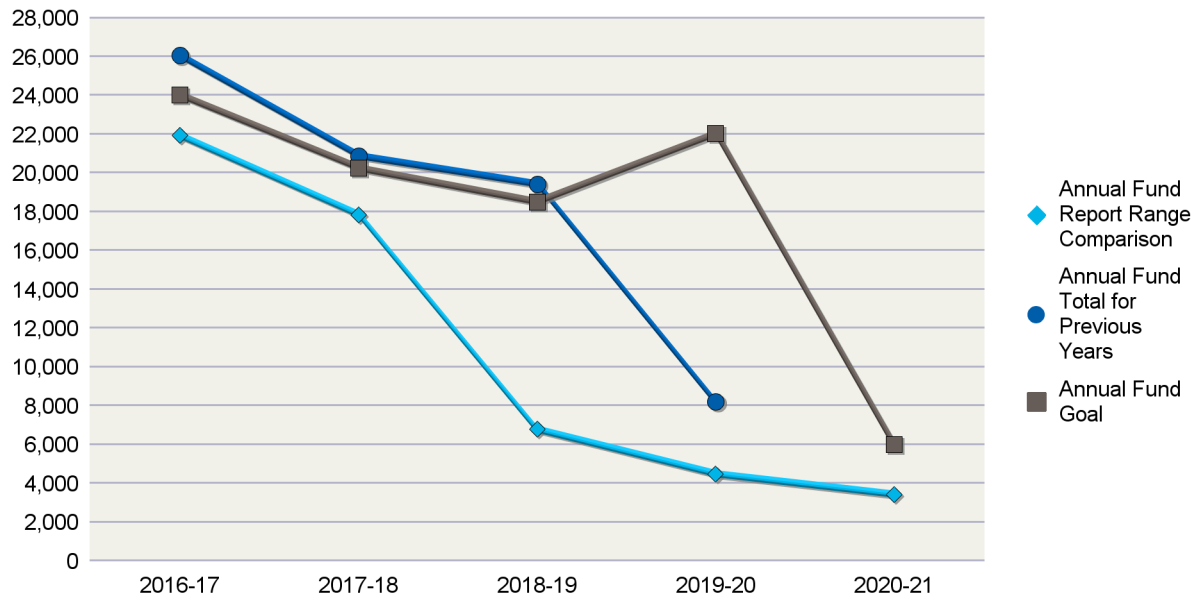
District 7750

Annual Fund Goal

2020-21	\$6,000
2019-20	\$22,040
2018-19	\$18,500
2017-18	\$20,250
2016-17	\$24,025

Annual Fund Contributions

2020-21	\$3,425
2019-20	\$8,211
2018-19	\$19,420
2017-18	\$20,880
2016-17	\$26,064



Annual Fund Report Range Comparison is the Annual Fund giving from 1 July to 28 February for current and previous years

The prior four-year average in Annual Fund giving from July through 28 February is \$12,760. This figure can be used to compare Annual Fund giving for the current Rotary year.

*Total Contributions include Annual Fund, PolioPlus, approved Foundation Grants, Other Giving, and Endowment contributions for the reporting period.

For questions and additional club reports please use [MyRotary](#) or call the Rotary Support Center toll free at (+1-866-976-8279) or by email at (rotarysupportcenter@rotary.org).

the Reedy River Greenville, SC (61224)

Total Contributions*

2020-21	\$3,800
2019-20	\$14,262
2018-19	\$22,420
2017-18	\$26,756
2016-17	\$33,432

AF Per Capita Club District

2020-21	\$98	\$79
2019-20	\$222	\$163
2018-19	\$539	\$188
2017-18	\$497	\$152
2016-17	\$704	\$180

Membership

2020-21	35
2019-20	37
2018-19	36
2017-18	42
2016-17	37

	EREY Members	Sustaining Members	PHS Eligible
2020-21	28	7	2
2019-20	40	29	6
2018-19	46	29	6
2017-18	40	12	7
2016-17	44	31	5

Note: 'EREY Members' reflect the number of donors who contributed some amount to the Annual Fund during the Rotary Year. 'Sustaining Members' reflect the number of donors who contributed US\$100 or more to the Annual Fund. 'PHS Eligible' reflect the number of donors who contributed US\$1,000 or more to the Annual Fund, Polio Plus or approved Foundation Grant.



CLUB FUNDRAISING ANALYSIS

INTERIM RESULTS FOR JULY THROUGH FEBRUARY (2020-21)

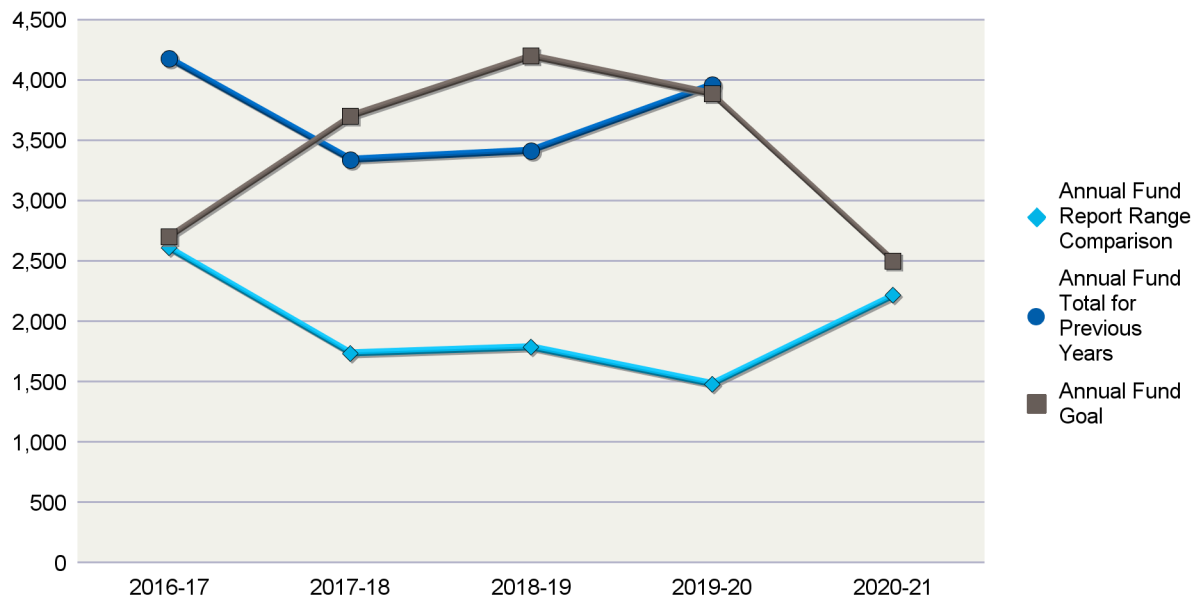
District 7750

Annual Fund Goal

2020-21	\$2,500
2019-20	\$3,885
2018-19	\$4,200
2017-18	\$3,700
2016-17	\$2,700

Annual Fund Contributions

2020-21	\$2,217
2019-20	\$3,963
2018-19	\$3,416
2017-18	\$3,341
2016-17	\$4,180



Annual Fund Report Range Comparison is the Annual Fund giving from 1 July to 28 February for current and previous years

The prior four-year average in Annual Fund giving from July through 28 February is \$1,904. This figure can be used to compare Annual Fund giving for the current Rotary year.

*Total Contributions include Annual Fund, PolioPlus, approved Foundation Grants, Other Giving, and Endowment contributions for the reporting period.

For questions and additional club reports please use [MyRotary](#) or call the Rotary Support Center toll free at (+1-866-976-8279) or by email at (rotarysupportcenter@rotary.org).

Twin City of Batesburg-Leesville, SC (52048)

Total Contributions*

2020-21	\$2,892
2019-20	\$5,013
2018-19	\$4,466
2017-18	\$4,851
2016-17	\$5,164

AF Per Capita Club District

2020-21	\$117	\$79
2019-20	\$198	\$163
2018-19	\$163	\$188
2017-18	\$186	\$152
2016-17	\$232	\$180

Membership

2020-21	19
2019-20	20
2018-19	21
2017-18	18
2016-17	18

	EREY Members	Sustaining Members	PHS Eligible
2020-21	14	7	0
2019-20	21	18	1
2018-19	20	17	1
2017-18	21	15	1
2016-17	16	14	1

Note: 'EREY Members' reflect the number of donors who contributed some amount to the Annual Fund during the Rotary Year. 'Sustaining Members' reflect the number of donors who contributed US\$100 or more to the Annual Fund. 'PHS Eligible' reflect the number of donors who contributed US\$1,000 or more to the Annual Fund, Polio Plus or approved Foundation Grant.



CLUB FUNDRAISING ANALYSIS

INTERIM RESULTS FOR JULY THROUGH FEBRUARY (2020-21)

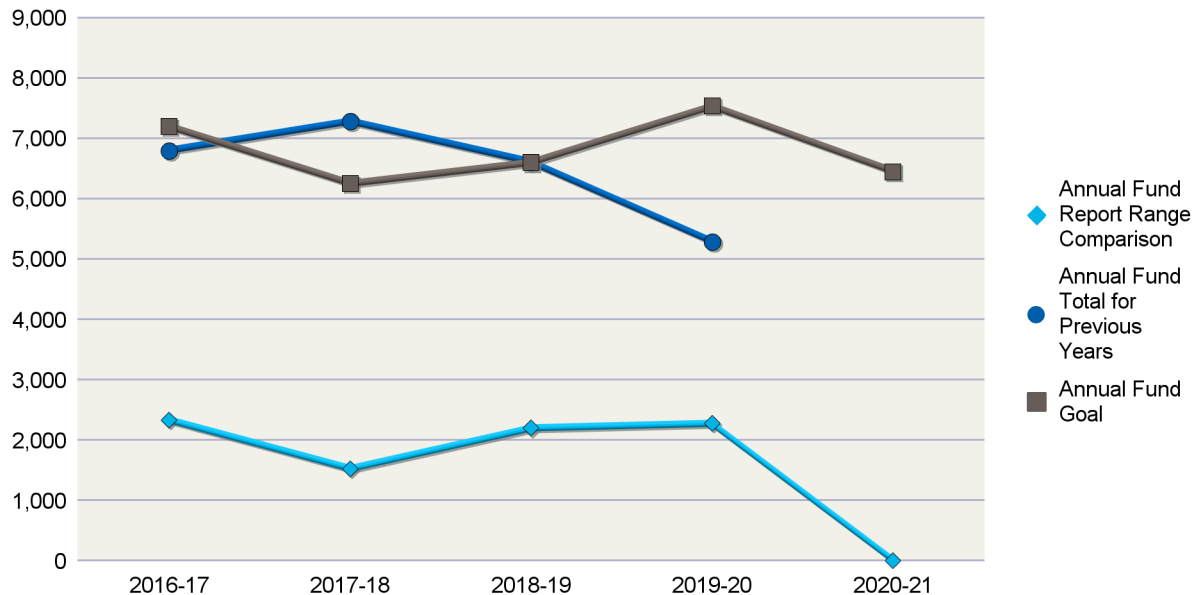
District 7750

Annual Fund Goal

2020-21	\$6,450
2019-20	\$7,536
2018-19	\$6,600
2017-18	\$6,250
2016-17	\$7,200

Annual Fund Contributions

2020-21	\$0
2019-20	\$5,285
2018-19	\$6,608
2017-18	\$7,285
2016-17	\$6,800



Annual Fund Report Range Comparison is the Annual Fund giving from 1 July to 28 February for current and previous years

The prior four-year average in Annual Fund giving from July through 28 February is \$2,084. This figure can be used to compare Annual Fund giving for the current Rotary year.

*Total Contributions include Annual Fund, PolioPlus, approved Foundation Grants, Other Giving, and Endowment contributions for the reporting period.

For questions and additional club reports please use [MyRotary](#) or call the Rotary Support Center toll free at (+1-866-976-8279) or by email at (rotarysupportcenter@rotary.org).

Union, SC (6216)

Total Contributions*

2020-21	\$0
2019-20	\$10,570
2018-19	\$12,741
2017-18	\$11,090
2016-17	\$9,375

AF Per Capita	Club	District
2020-21	\$0	\$79
2019-20	\$112	\$163
2018-19	\$144	\$188
2017-18	\$173	\$152
2016-17	\$148	\$180

Membership

2020-21	40
2019-20	47
2018-19	46
2017-18	42
2016-17	46

	EREY Members	Sustaining Members	PHS Eligible
2020-21	0	0	0
2019-20	43	38	1
2018-19	50	39	1
2017-18	46	39	1
2016-17	43	32	1

Note: 'EREY Members' reflect the number of donors who contributed some amount to the Annual Fund during the Rotary Year. 'Sustaining Members' reflect the number of donors who contributed US\$100 or more to the Annual Fund. 'PHS Eligible' reflect the number of donors who contributed US\$1,000 or more to the Annual Fund, Polio Plus or approved Foundation Grant.



CLUB FUNDRAISING ANALYSIS

INTERIM RESULTS FOR JULY THROUGH FEBRUARY (2020-21)

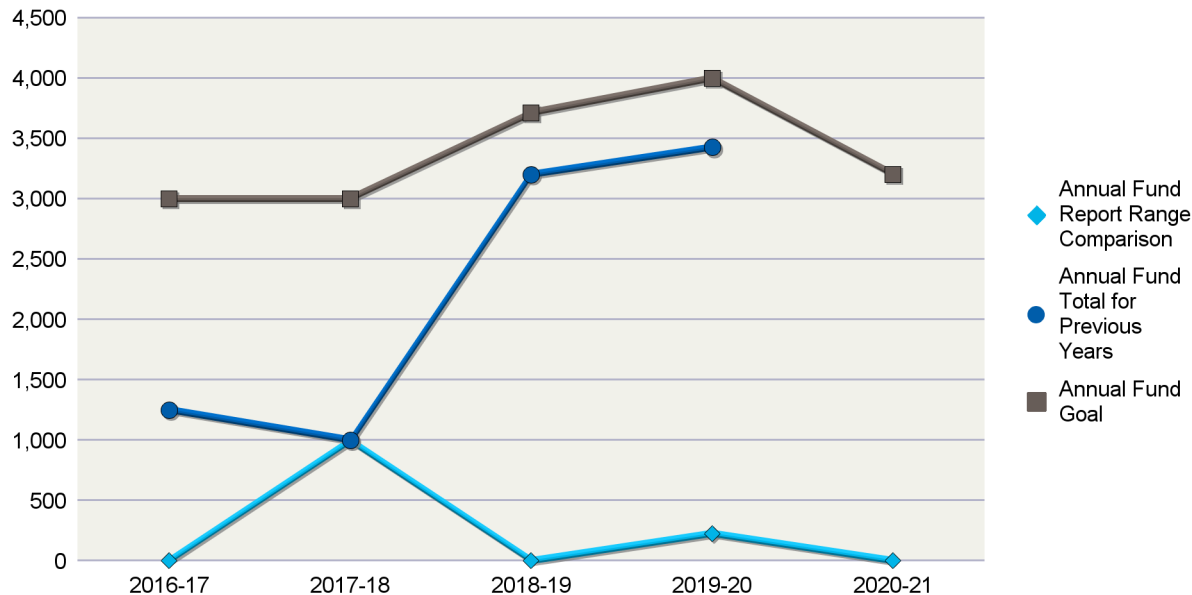
District 7750

Annual Fund Goal

2020-21	\$3,200
2019-20	\$4,000
2018-19	\$3,712
2017-18	\$3,000
2016-17	\$3,000

Annual Fund Contributions

2020-21	\$0
2019-20	\$3,427
2018-19	\$3,200
2017-18	\$1,000
2016-17	\$1,252



Annual Fund Report Range Comparison is the Annual Fund giving from 1 July to 28 February for current and previous years

The prior four-year average in Annual Fund giving from July through 28 February is \$307. This figure can be used to compare Annual Fund giving for the current Rotary year.

*Total Contributions include Annual Fund, PolioPlus, approved Foundation Grants, Other Giving, and Endowment contributions for the reporting period.

For questions and additional club reports please use [MyRotary](#) or call the Rotary Support Center toll free at (+1-866-976-8279) or by email at (rotarysupportcenter@rotary.org).

Walhalla, SC (6217)

Total Contributions*

2020-21	\$0
2019-20	\$3,452
2018-19	\$3,258
2017-18	\$4,450
2016-17	\$2,577

AF Per Capita Club District

2020-21	\$0	\$79
2019-20	\$104	\$163
2018-19	\$94	\$188
2017-18	\$34	\$152
2016-17	\$43	\$180

Membership

2020-21	27
2019-20	33
2018-19	34
2017-18	29
2016-17	29

	EREY Members	Sustaining Members	PHS Eligible
2020-21	0	0	0
2019-20	27	27	0
2018-19	32	32	0
2017-18	1	1	1
2016-17	27	1	1

Note: 'EREY Members' reflect the number of donors who contributed some amount to the Annual Fund during the Rotary Year. 'Sustaining Members' reflect the number of donors who contributed US\$100 or more to the Annual Fund. 'PHS Eligible' reflect the number of donors who contributed US\$1,000 or more to the Annual Fund, Polio Plus or approved Foundation Grant.



CLUB FUNDRAISING ANALYSIS

INTERIM RESULTS FOR JULY THROUGH FEBRUARY (2020-21)

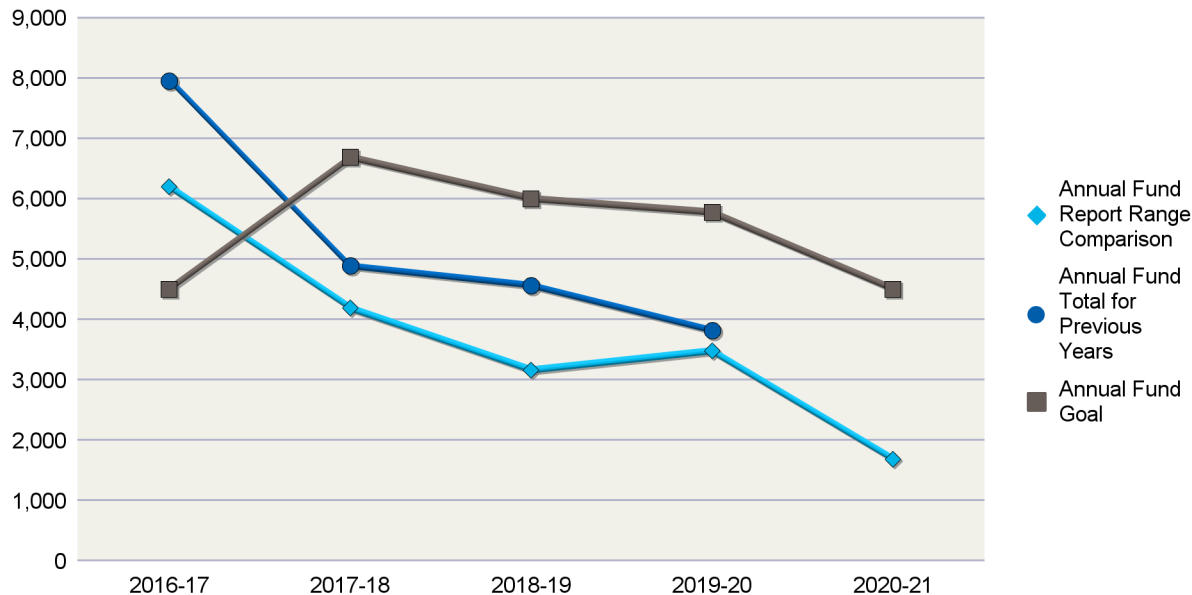
District 7750

Annual Fund Goal

2020-21	\$4,500
2019-20	\$5,775
2018-19	\$6,000
2017-18	\$6,688
2016-17	\$4,500

Annual Fund Contributions

2020-21	\$1,680
2019-20	\$3,820
2018-19	\$4,568
2017-18	\$4,890
2016-17	\$7,956



Annual Fund Report Range Comparison is the Annual Fund giving from 1 July to 28 February for current and previous years

The prior four-year average in Annual Fund giving from July through 28 February is \$4,259. This figure can be used to compare Annual Fund giving for the current Rotary year.

*Total Contributions include Annual Fund, PolioPlus, approved Foundation Grants, Other Giving, and Endowment contributions for the reporting period.

For questions and additional club reports please use [MyRotary](#) or call the Rotary Support Center toll free at (+1-866-976-8279) or by email at (rotarysupportcenter@rotary.org).

Westminster, SC (6218)

Total Contributions*

2020-21	\$2,210
2019-20	\$5,620
2018-19	\$4,818
2017-18	\$6,954
2016-17	\$10,148

AF Per Capita Club District

2020-21	\$76	\$79
2019-20	\$127	\$163
2018-19	\$131	\$188
2017-18	\$144	\$152
2016-17	\$209	\$180

Membership

2020-21	22
2019-20	30
2018-19	35
2017-18	34
2016-17	38

	EREY Members	Sustaining Members	PHS Eligible
2020-21	2	2	1
2019-20	18	18	2
2018-19	18	17	2
2017-18	23	22	2
2016-17	25	24	3

Note: 'EREY Members' reflect the number of donors who contributed some amount to the Annual Fund during the Rotary Year. 'Sustaining Members' reflect the number of donors who contributed US\$100 or more to the Annual Fund. 'PHS Eligible' reflect the number of donors who contributed US\$1,000 or more to the Annual Fund, Polio Plus or approved Foundation Grant.



CLUB FUNDRAISING ANALYSIS

INTERIM RESULTS FOR JULY THROUGH FEBRUARY (2020-21)

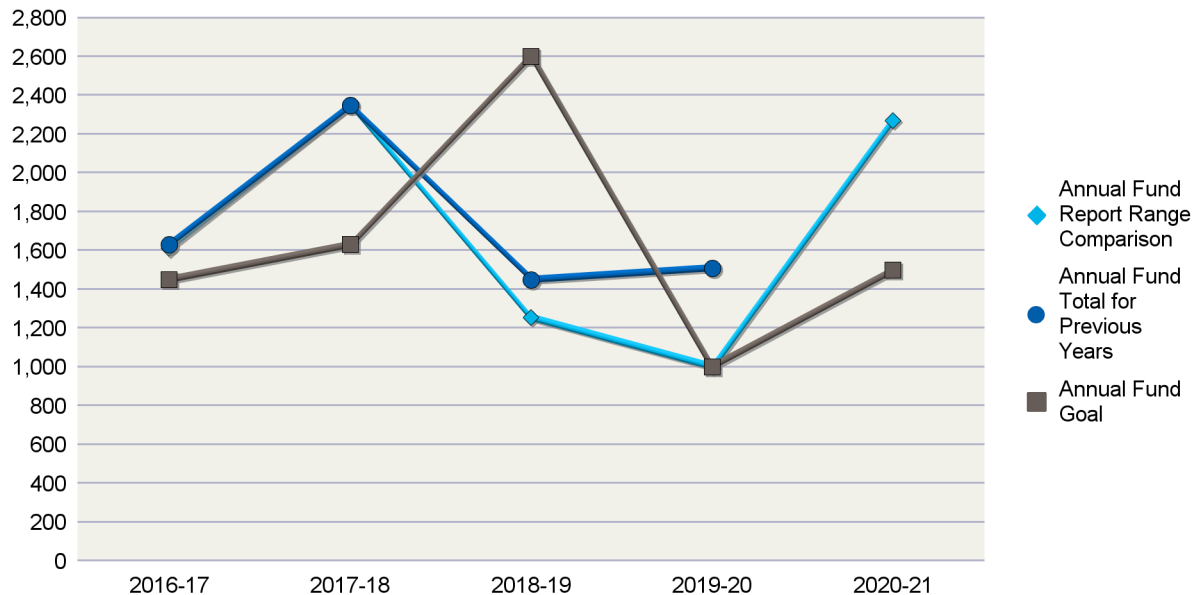
District 7750

Annual Fund Goal

2020-21	\$1,500
2019-20	\$1,000
2018-19	\$2,600
2017-18	\$1,631
2016-17	\$1,450

Annual Fund Contributions

2020-21	\$2,270
2019-20	\$1,510
2018-19	\$1,450
2017-18	\$2,350
2016-17	\$1,630



Annual Fund Report Range Comparison is the Annual Fund giving from 1 July to 28 February for current and previous years

The prior four-year average in Annual Fund giving from July through 28 February is \$1,554. This figure can be used to compare Annual Fund giving for the current Rotary year.

*Total Contributions include Annual Fund, PolioPlus, approved Foundation Grants, Other Giving, and Endowment contributions for the reporting period.

For questions and additional club reports please use [MyRotary](#) or call the Rotary Support Center toll free at (+1-866-976-8279) or by email at (rotarysupportcenter@rotary.org).

Winnsboro, SC (6219)

Total Contributions*

2020-21	\$2,270
2019-20	\$1,535
2018-19	\$1,750
2017-18	\$3,215
2016-17	\$1,657

AF Per Capita Club District

2020-21	\$78	\$79
2019-20	\$50	\$163
2018-19	\$58	\$188
2017-18	\$84	\$152
2016-17	\$58	\$180

Membership

2020-21	29
2019-20	30
2018-19	25
2017-18	28
2016-17	28

	EREY Members	Sustaining Members	PHS Eligible
2020-21	23	2	1
2019-20	7	3	1
2018-19	8	2	1
2017-18	9	2	2
2016-17	8	1	1

Note: 'EREY Members' reflect the number of donors who contributed some amount to the Annual Fund during the Rotary Year. 'Sustaining Members' reflect the number of donors who contributed US\$100 or more to the Annual Fund. 'PHS Eligible' reflect the number of donors who contributed US\$1,000 or more to the Annual Fund, Polio Plus or approved Foundation Grant.



CLUB FUNDRAISING ANALYSIS

INTERIM RESULTS FOR JULY THROUGH FEBRUARY (2020-21)

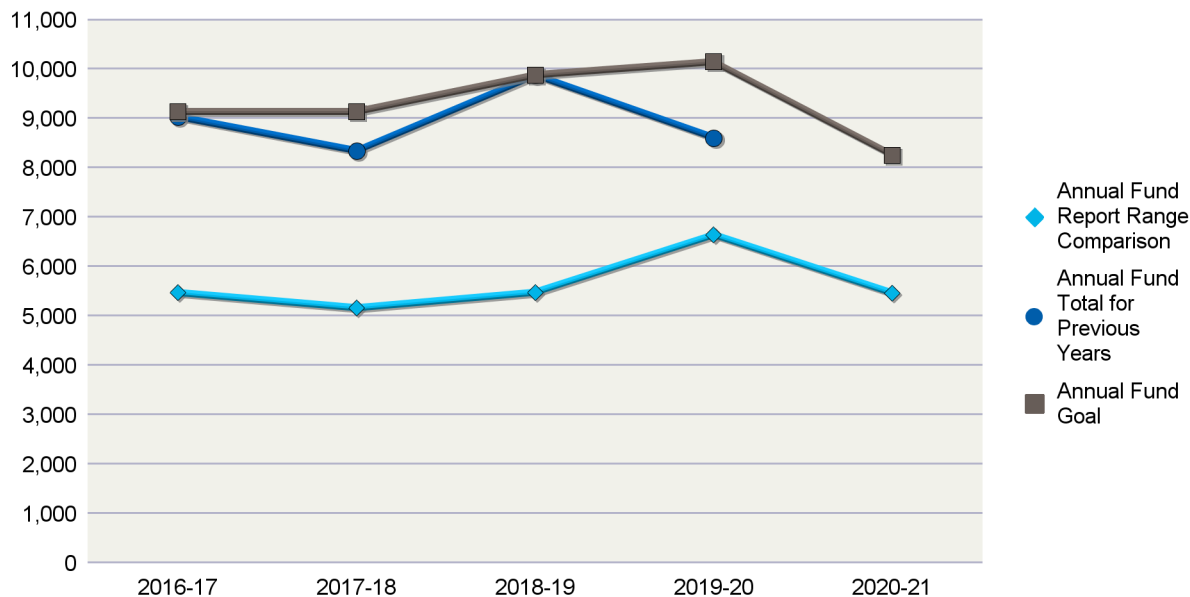
District 7750

Annual Fund Goal

2020-21	\$8,250
2019-20	\$10,146
2018-19	\$9,879
2017-18	\$9,135
2016-17	\$9,135

Annual Fund Contributions

2020-21	\$5,458
2019-20	\$8,603
2018-19	\$9,879
2017-18	\$8,340
2016-17	\$9,033



Annual Fund Report Range Comparison is the Annual Fund giving from 1 July to 28 February for current and previous years

The prior four-year average in Annual Fund giving from July through 28 February is \$5,689. This figure can be used to compare Annual Fund giving for the current Rotary year.

*Total Contributions include Annual Fund, PolioPlus, approved Foundation Grants, Other Giving, and Endowment contributions for the reporting period.

For questions and additional club reports please use [MyRotary](#) or call the Rotary Support Center toll free at (+1-866-976-8279) or by email at (rotarysupportcenter@rotary.org).

York, SC (6221)

Total Contributions*

2020-21	\$7,359
2019-20	\$10,919
2018-19	\$12,014
2017-18	\$10,158
2016-17	\$10,854

AF Per Capita Club District

2020-21	\$182	\$79
2019-20	\$269	\$163
2018-19	\$274	\$188
2017-18	\$219	\$152
2016-17	\$266	\$180

Membership

2020-21	30
2019-20	32
2018-19	36
2017-18	38
2016-17	34

	EREY Members	Sustaining Members	PHS Eligible
2020-21	18	14	2
2019-20	24	18	5
2018-19	28	27	3
2017-18	28	21	3
2016-17	30	24	2

Note: 'EREY Members' reflect the number of donors who contributed some amount to the Annual Fund during the Rotary Year. 'Sustaining Members' reflect the number of donors who contributed US\$100 or more to the Annual Fund. 'PHS Eligible' reflect the number of donors who contributed US\$1,000 or more to the Annual Fund, Polio Plus or approved Foundation Grant.