

Rotary District 7750
Membership Gain & Rotary Foundation
Monthly Progress Report
January 25, 2021

Area	Club	7/1/2021 Member Goal	Current Members 1-25-21	Member Gain 1-25-21	Members 7/1/20	AF Actual 2019-20	AF Goal 2020-21	AF Goal Shortfall vs. LY	% AF Goal Achieved 2020-21	AF Per Capita 2020-21	AF Month	AF YTD 2020-21	Polio Actual 2020-21	Polio YTD 2020-21	Polio Per Capita 2020-21	Polio Goal 2020-21	Polio % of Goal
1	Anderson	75	79	5	74	14,130	\$11,250	\$2,880	84.2%	\$128	\$0	\$9,475	\$3,755	\$2,648	\$36	\$2,960	89.5%
1	Clemson	100	92	-4	96	6,364	\$17,856		60.6%	\$113	\$220	\$10,820	\$4,508	\$234	\$2	\$4,800	4.9%
1	Clemson Sunrise	42	41	2	39	4,377	\$3,800	\$577	85.4%	\$83	\$100	\$3,245	\$2,600	\$925	\$24	\$1,900	48.7%
1	Greater Anderson	70	62	-3	65	14,965	\$15,600		28.1%	\$68	\$170	\$4,390	\$1,678	\$2,234	\$34	\$3,500	63.8%
A-1 AG Butch Hughes		287	274	0	274	39,836	\$48,506		57.6%	\$102	\$490	\$27,930	\$12,541	\$6,041	\$22	\$13,160	45.9%
2	Seneca	48	37	-1	38	7,256	\$8,000		53.4%	\$112	\$1,170	\$4,274	\$1,040	\$595	\$16	\$1,000	59.5%
2	Seneca Golden Corner	25	21	-1	22	855	\$2,500		29.8%	\$34	\$0	\$745	\$705	\$372	\$17	\$250	148.7%
2	Walhalla	32	27	0	27	3,427	\$3,200	\$227	0.0%	\$0	\$0	\$0	\$25	\$0	\$0	\$1,600	0.0%
2	Westminster	34	24	2	22	3,820	\$4,500		35.4%	\$73	\$85	\$1,595	\$1,800	\$530	\$24	\$1,500	35.3%
A-2 AG Jack Aden		139	109	0	109	15,358	\$18,200		36.3%	\$61	\$1,255	\$6,614	\$3,570	\$1,497	\$14	\$4,350	34.4%
3	Greenville	225	214	-7	221	45,523	\$30,039	\$15,484	85.1%	\$116	\$1,445	\$25,575	\$7,655	\$4,090	\$19	\$6,000	68.2%
3	Greenville Breakfast	16	13	2	11	2,150	\$2,100	\$50	75.0%	\$143	\$500	\$1,575	\$695	\$700	\$64	\$600	116.7%
3	Greenville City Center	65	56	3	53	5,707	\$7,950		63.0%	\$94	\$0	\$5,005	\$1,345	\$200	\$4	\$1,696	11.8%
3	Pleasantburg	51	46	1	45	11,081	\$9,500	\$1,581	65.9%	\$139	\$169	\$6,263	\$7,300	\$7,000	\$156	\$7,000	100.0%
A-3 AG Jimmy Kimbell		357	329	-1	330	64,461	\$49,589	\$14,872	77.5%	\$116	\$2,114	\$38,418	\$16,995	\$11,990	\$36	\$15,296	78.4%
4	Inman	25	19	0	19	2,150	\$1,900	\$250	50.0%	\$50	\$0	\$950	\$25	\$0	\$0	\$150	0.0%
4	North Spartanburg	35	33	-2	35	4,930	\$3,500	\$1,430	52.1%	\$52	\$0	\$1,825	\$705	\$235	\$7	\$1,200	19.6%
4	Spartan West	35	29	0	29	3,400	\$5,500		20.5%	\$39	\$25	\$1,125	\$2,065	-\$900	-\$31	\$1,020	-88.2%
4	Spartanburg	200	181	-13	194	5,645	\$6,000		46.8%	\$14	\$0	\$2,810	\$10,020	\$1,250	\$6	\$10,000	12.5%
A-4 AG Marc White		295	262	-15	277	16,125	\$16,900		39.7%	\$24	\$25	\$6,710	\$12,815	\$585	\$2	\$12,370	4.7%
5	Blacksburg	19	16	0	16	1,220	\$1,200	\$20	26.3%	\$20	\$0	\$315	\$483	\$475	\$30	\$960	49.5%
5	Clover	24	22	0	22	2,425	\$2,400	\$25	59.4%	\$65	\$0	\$1,425	\$3,406	\$1,976	\$90	\$2,500	79.0%
5	Gaffney	75	73	2	71	3,092	\$8,140		10.0%	\$11	\$0	\$810	\$896	\$355	\$5	\$1,776	20.0%
5	York	33	29	-1	30	8,603	\$8,250	\$353	66.2%	\$182	\$0	\$5,458	\$2,316	\$901	\$30	\$1,800	50.1%
A-5 AG Babette Sabia		151	140	1	139	15,340	\$19,990		40.1%	\$58	\$0	\$8,008	\$7,101	\$3,707	\$27	\$7,036	52.7%
6	Fort Mill	82	79	2	77	41,831	\$20,000	\$21,831	74.5%	\$194	\$100	\$14,900	\$2,225	\$300	\$4	\$400	75.0%
6	Indian Land	20	10	-9	19	1,200	\$1,500		66.7%	\$53	\$1,000	\$1,000	\$250	\$0	\$0	\$500	0.0%
6	Indian Land Lunch	30	22	0	22	3,495	\$3,375	\$120	68.3%	\$105	\$20	\$2,305	\$577	\$0	\$0	\$675	0.0%
6	Lake Wylie	27	24	-1	25	3,541	\$2,000	\$1,541	90.7%	\$73	\$140	\$1,813	\$1,287	\$1,695	\$68	\$650	260.8%
6	Rock Hill	70	62	1	61	2,542	\$9,000		5.4%	\$8	\$438	\$488	\$1,974	\$0	\$0	\$2,000	0.0%
A-6 AG Rebecca Melton		229	197	-7	204	52,609	\$35,875	\$16,734	57.2%	\$101	\$1,698	\$20,506	\$6,313	\$1,995	\$10	\$4,225	47.2%

A r e a	Club	7/1/2021 Member Goal	Current Members 1-25-21	Member Gain 1-25-21	Members 7/1/20	AF Actual 2019-20	AF Goal 2020-21	AF Goal Shortfall vs. LY	% AF Goal Achieved 2020-21	AFPer Capita 2020-21	AF Month	AF YTD 2020-21	Polio Actual 2020-21	Polio YTD 2020-21	Polio Per Capita 2020-21	Polio Goal 2020-21	Polio % of Goal
7	Chester	61	55	0	55	2,250	\$3,500		2.9%	\$2	\$0	\$100	\$2,960	\$0	\$0	\$2,600	0.0%
7	Lancaster	73	63	-1	64	6,777	\$3,900	\$2,877	27.3%	\$17	\$100	\$1,065	\$4,577	\$3,390	\$53	\$2,700	125.6%
7	Lancaster Breakfast	58	55	2	53	5,163	\$5,060	\$103	100.0%	\$96	\$500	\$5,062	\$1,130	\$500	\$9	\$750	66.7%
7	Winnsboro	33	29	0	29	1,510	\$1,500	\$10	151.3%	\$78	\$0	\$2,270	\$25	\$0	\$0	\$1,050	0.0%
A-7 AG Joyce Morin		225	202	1	201	15,700	\$13,960	\$1,740	60.9%	\$42	\$600	\$8,497	\$8,692	\$3,890	\$19	\$7,100	54.8%
8	Aiken	185	174	-9	183	24,441	\$22,620	\$1,821	56.9%	\$70	\$889	\$12,880	\$3,381	\$100	\$1	\$5,673	1.8%
8	Aiken Sunrise	38	32	0	32	5,745	\$6,000		66.2%	\$124	\$500	\$3,969	\$1,385	\$1,214	\$38	\$1,000	121.4%
8	Batesburg-Leesville	16	13	0	13	25	\$2,436		58.5%	\$110	\$0	\$1,425	\$650	\$700	\$54	\$1,957	35.8%
8	North Augusta	28	19	-6	25	600	\$2,300		11.3%	\$10	\$0	\$260	\$700	\$85	\$3	\$1,000	8.5%
8	Twin City of Batesburg-Leesville	25	10	-9	19	3,963	\$2,500	\$1,463	84.7%	\$111	\$100	\$2,117	\$1,050	\$675	\$36	\$1,100	61.4%
A-8 AG Rysheeka Bush		292	248	-24	272	34,774	\$35,856		57.6%	\$76	\$1,489	\$20,651	\$7,166	\$2,774	\$10	\$10,730	25.9%
9	Abbeville	52	44	-1	45	4,150	\$6,956		1.4%	\$2	\$0	\$100	\$125	\$0	\$0	\$1,739	0.0%
9	ECclub of the Carolinas	32	31	1	30	10,446	\$5,500	\$4,946	142.6%	\$262	\$185	\$7,845	\$1,555	\$1,795	\$60	\$1,200	149.6%
9	Emerald City	73	65	0	65	24,133	\$25,500		56.7%	\$223	\$240	\$14,467	\$4,255	\$4,130	\$64	\$3,500	118.0%
9	Greenwood	116	108	-5	113	63,017	\$14,375	\$48,642	45.4%	\$58	\$10	\$6,532	\$10,056	\$5,874	\$52	\$4,255	138.0%
A-9 AG Stephen Baggett		273	248	-5	253	101,746	\$52,331	\$49,415	55.3%	\$114	\$435	\$28,944	\$15,991	\$11,799	\$47	\$10,694	110.3%
10	Clinton	39	34	-3	37	3,850	\$3,700	\$150	0.0%	\$0	\$0	\$0	\$600	\$0	\$0	\$500	0.0%
10	Laurens	60	53	-3	56	7,240	\$7,000	\$240	49.9%	\$62	\$85	\$3,495	\$1,347	\$1,000	\$18	\$1,500	66.7%
10	Newberry	80	73	-2	75	19,090	\$15,200	\$3,890	59.8%	\$121	\$110	\$9,082	\$3,738	\$350	\$5	\$3,000	11.7%
10	Union	46	39	-1	40	5,285	\$6,450		0.0%	\$0	\$0	\$0	\$5,285	\$0	\$0	\$5,739	0.0%
A-10 AG Michael Seymour		225	199	-9	208	35,465	\$32,350	\$3,115	38.9%	\$60	\$195	\$12,577	\$10,970	\$1,350	\$6	\$10,739	12.6%
11	Fountain Inn	33	37	8	29	2,550	\$2,000	\$550	79.1%	\$55	\$0	\$1,581	\$1,100	\$1,100	\$38	\$700	157.1%
11	Golden Strip Sunrise	17	15	1	14	10,400	\$1,400	\$9,000	28.6%	\$29	\$50	\$400	\$12,025	\$100	\$7	\$700	14.3%
11	Mauldin	25	18	-2	20	2,795	\$1,800	\$995	13.9%	\$13	\$0	\$250	\$1,231	\$1,354	\$68	\$900	150.5%
11	Simpsonville	43	38	1	37	4,952	\$6,000		61.7%	\$100	\$85	\$3,702	\$776	\$407	\$11	\$1,200	33.9%
A-11 AG Lisa Wilson		118	108	8	100	20,697	\$11,200	\$9,497	53.0%	\$59	\$135	\$5,933	\$15,132	\$2,961	\$30	\$3,500	84.6%
12	Easley	68	58	0	58	5,850	\$6,200		58.5%	\$63	\$0	\$3,625	\$1,625	\$316	\$5	\$3,000	10.5%
12	The Reedy River	38	28	-7	37	8,211	\$6,000	\$2,211	55.7%	\$90	\$85	\$3,340	\$6,051	\$375	\$10	\$4,000	9.4%
12	Pickens	50	34	-7	41	2,700	\$5,085		43.8%	\$54	\$0	\$2,225	\$452	\$0	\$0	\$1,890	0.0%
12	The Foothills, TR	12	12	1	11	950	\$1,000		7.5%	\$7	\$0	\$75	\$20	\$25	\$2	\$500	5.0%
A-12 AG Karen Culley		168	132	-13	147	17,711	\$18,285		50.7%	\$63	\$85	\$9,265	\$8,148	\$716	\$5	\$9,390	7.6%
District 7750						0					\$0	\$500	\$500	\$500			
Totals		2759	2,448	-64	2,512	429,821	\$353,042	\$76,779	55.1%	\$77	\$8,521	\$194,551	\$125,933	\$49,804	\$20	\$108,590	45.9%

Area Summary

	7/1/2021 Member Goal	Current Members 1-25-21	Member Gain 1-25-21	Members 7/1/20	AF Actual 2019-20	AF Goal 2020-21	AF Goal Shortfall vs. LY	% AF Goal Achieved 2020-21	AFPer Capita 2020-21	AF Month	AF YTD 2020-21	Polio Actual 2020-21	Polio YTD 2020-21	Polio Per Capita 2020-21	Polio Goal 2020-21	Polio % of Goal
A-1 AG Butch Hughes	287	274	0	274	39,836	\$48,506		57.6%	\$102	\$490	\$27,930	\$12,541	\$6,041	\$22	\$13,160	45.9%
A-2 AG Jack Aden	139	109	0	109	15,358	\$18,200		36.3%	\$61	\$1,255	\$6,614	\$3,570	\$1,497	\$14	\$4,350	34.4%
A-3 AG Jimmy Kimbell	357	329	-1	330	64,461	\$49,589	\$14,872	77.5%	\$116	\$2,114	\$38,418	\$16,995	\$11,990	\$36	\$15,296	78.4%
A-4 AG Marc White	295	262	-15	277	16,125	\$16,900		39.7%	\$24	\$25	\$6,710	\$12,815	\$585	\$2	\$12,370	4.7%
A-5 AG Babette Sabia	151	140	1	139	15,340	\$19,990		40.1%	\$58	\$0	\$8,008	\$7,101	\$3,707	\$27	\$7,036	52.7%
A-6 AG Rebecca Melton	229	197	-7	204	52,609	\$35,875	\$16,734	57.2%	\$101	\$1,698	\$20,506	\$6,313	\$1,995	\$10	\$4,225	47.2%
A-7 AG Joyce Morin	225	202	1	201	15,700	\$13,960	\$1,740	60.9%	\$42	\$600	\$8,497	\$8,692	\$3,890	\$19	\$7,100	54.8%
A-8 AG Rysheeka Bush	292	248	-24	272	34,774	\$35,856		57.6%	\$76	\$1,489	\$20,651	\$7,166	\$2,774	\$10	\$10,730	25.9%
A-9 AG Stephen Baggett	273	248	-5	253	101,746	\$52,331	\$49,415	55.3%	\$114	\$435	\$28,944	\$15,991	\$11,799	\$47	\$10,694	110.3%
A-10 AG Michael Seymour	225	199	-9	208	35,465	\$32,350	\$3,115	38.9%	\$60	\$195	\$12,577	\$10,970	\$1,350	\$6	\$10,739	12.6%
A-11 AG Lisa Wilson	118	108	8	100	20,697	\$11,200	\$9,497	53.0%	\$59	\$135	\$5,933	\$15,132	\$2,961	\$30	\$3,500	84.6%
A-12 AG Karen Culley	168	132	-13	147	17,711	\$18,285		50.7%	\$63	\$85	\$9,265	\$8,148	\$716	\$5	\$9,390	7.6%
Totals	2759	2448	-64	2,512	429,821	353,042	\$95,372	55.1%	\$77	\$8,521	\$194,551	\$125,433	\$49,304	\$20	\$108,590	45.9%

Top Giving Clubs (Annual Fund)

Top Clubs by % of AF Goal Achieved

1	Winnsboro	151%
2	EClub of the Carolinas	143%
3	Lancaster Breakfast	100%
4	Lake Wylie	91%
5	Clemson Sunrise	85%

Top Clubs by AF Per Capita

1	EClub of the Carolinas	\$261.50
2	Emerald City	\$222.57
3	Fort Mill	\$193.51
4	York	\$181.93
5	Greenville Breakfast	\$143.18

Top Clubs by Total AF Giving

1	Greenville	\$25,575
2	Fort Mill	\$14,900
3	Emerald City	\$14,467
4	Aiken	\$12,880
5	Clemson	\$10,820

Top Giving Clubs (Polio)

Top Clubs by % of Polio Goal Achieved

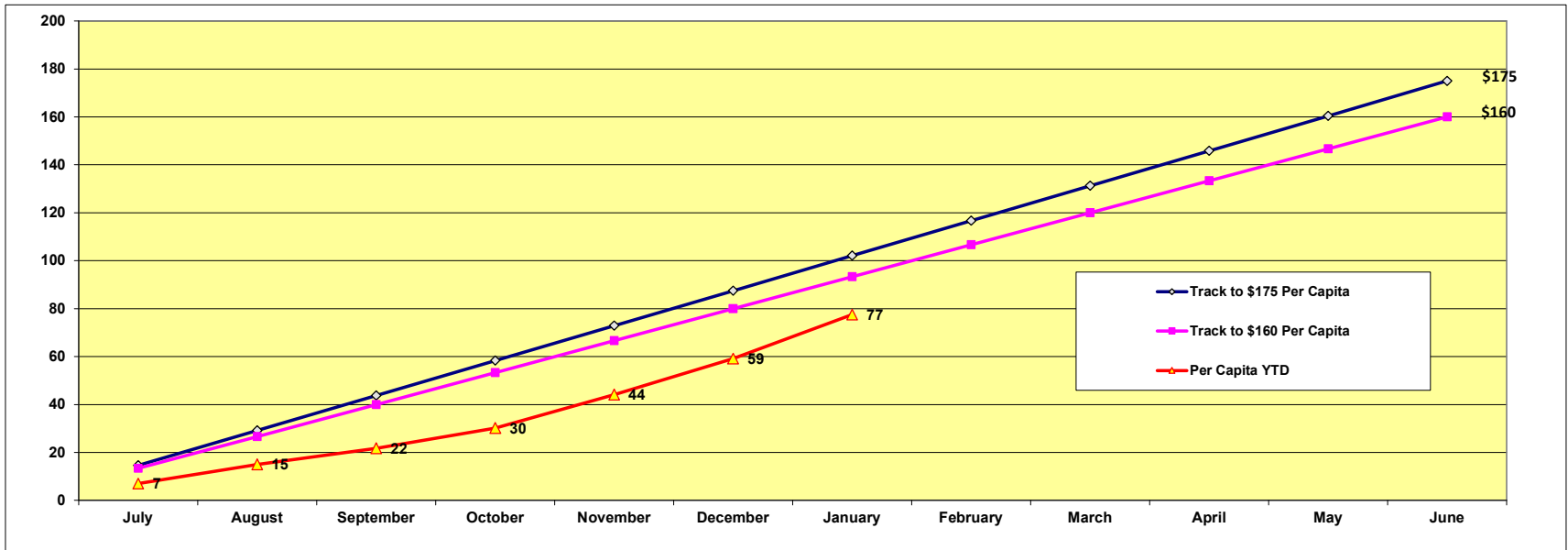
1	Lake Wylie	261%
2	Fountain Inn	157%
3	Mauldin	150%
4	EClub of the Carolinas	150%
5	Seneca Golden Corner	149%

Top Clubs by Total Polio Giving

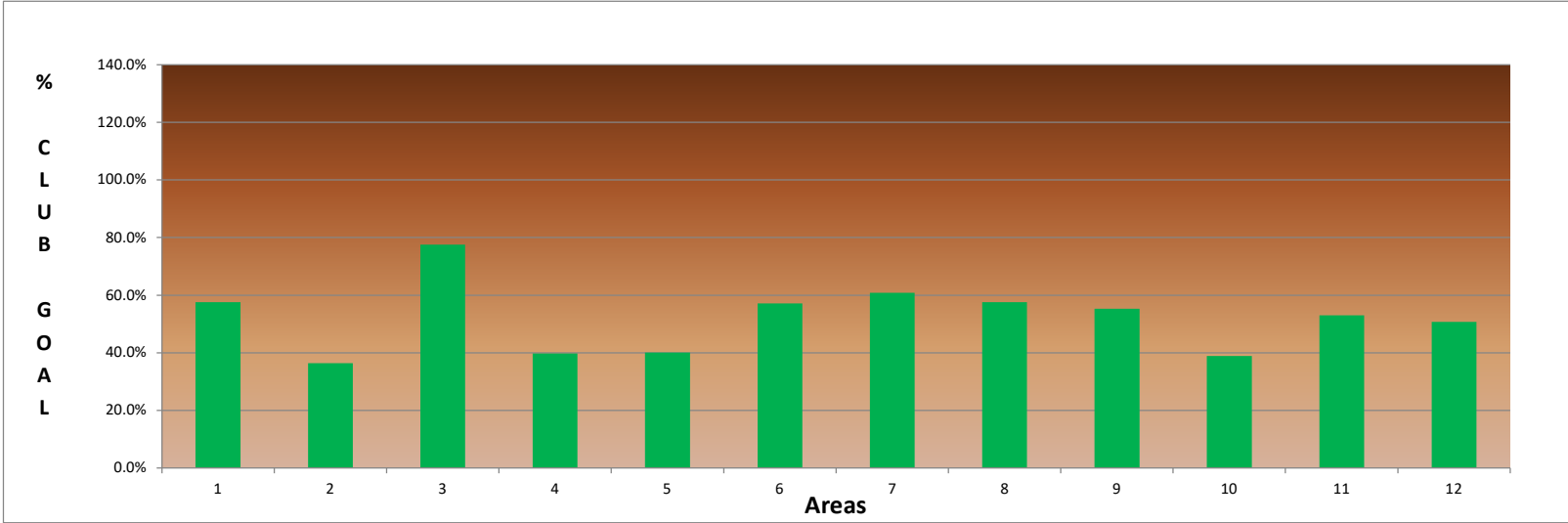
1	Pleasantburg	\$7,000
2	Greenwood	\$5,874
3	Emerald City	\$4,130
4	Greenville	\$4,090
5	Lancaster	\$3,390

District Statistics

3 Clubs hav Clubs have achieved 100% of their AF Goal
 10 Clubs hav Clubs have achieved 75% of their AF Goal
 12 Clubs hav Clubs have achieved 100% of their Polio Goal
 4 Clubs are Clubs are over \$150 AF Per Capita
 16 Clubs are Clubs are over \$100 AF Per Capita
 0 Clubs hav Clubs have given \$5 Total to the AF (Zero Giving)
 0 Clubs hav Clubs have given \$5 Total to Polio (Zero Giving)
 0 Areas hav Areas have achieved 100% of their AF Goal
 1 Areas hav Areas have achieved 75% of their AF Goal
 0 Areas are Areas are over \$200 AF Per Capita
 4 Areas are Areas are over \$100 AF Per Capita

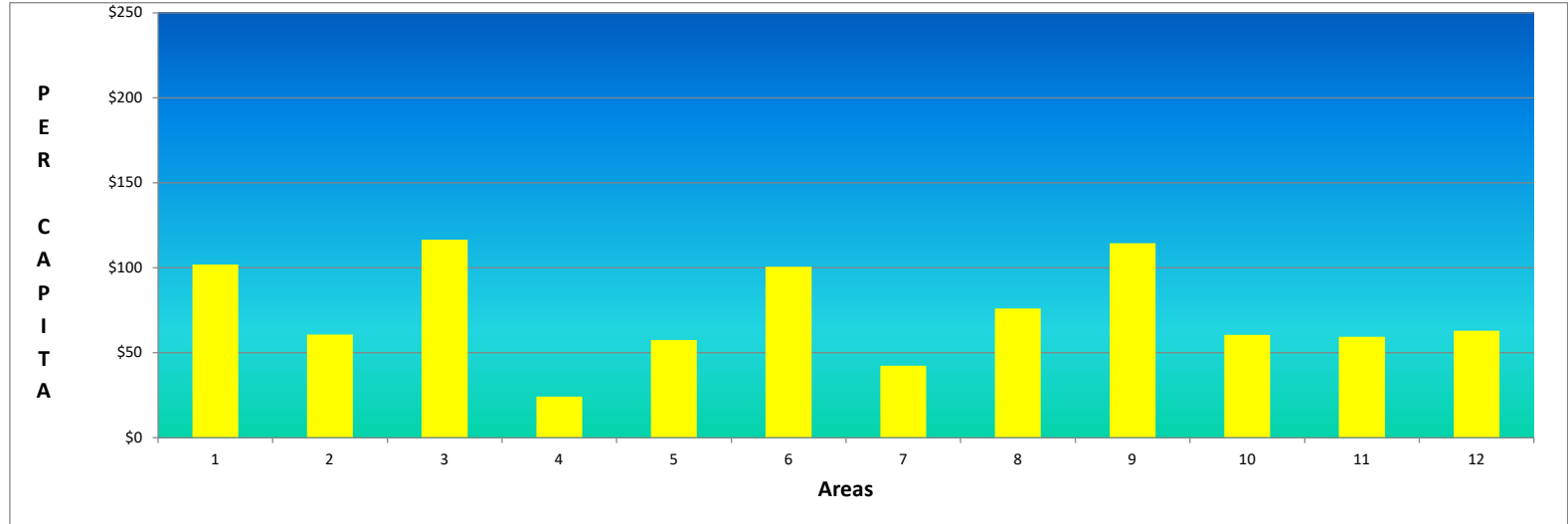


% of Club AF Goal Achieved - By Area



AF Per Capita - By Area

Goal is \$175



All Clubs Ranked by % of AF Goal Achieved

1	Winnsboro	151%
2	EClub of the Carolinas	143%
3	Lancaster Breakfast	100%
4	Lake Wylie	91%
5	Clemson Sunrise	85%
6	Greenville	85%
7	Twin City of Batesburg-Leesville	85%
8	Anderson	84%
9	Fountain Inn	79%
10	Greenville Breakfast	75%
11	Fort Mill	75%
12	Indian Land Lunch	68%
13	Indian Land	67%
14	York	66%
15	Aiken Sunrise	66%
16	Pleasantburg	66%
17	Greenville City Center	63%
18	Simpsonville	62%
19	Clemson	61%
20	Newberry	60%
21	Clover	59%
22	Batesburg-Leesville	58%
23	Easley	58%
24	Aiken	57%
25	Emerald City	57%
26	The Reedy River	56%
27	Seneca	53%
28	North Spartanburg	52%
29	Inman	50%
30	Laurens	50%

All Clubs Ranked by % of Polio Goal Achieved

1	Lake Wylie	261%
2	Fountain Inn	157%
3	Mauldin	150%
4	EClub of the Carolinas	150%
5	Seneca Golden Corner	149%
6	Greenwood	138%
7	Lancaster	126%
8	Aiken Sunrise	121%
9	Emerald City	118%
10	Greenville Breakfast	117%
11	Pleasantburg	100%
12	Anderson	89%
13	Clover	79%
14	Fort Mill	75%
15	Greenville	68%
16	Lancaster Breakfast	67%
17	Laurens	67%
18	Greater Anderson	64%
19	Twin City of Batesburg-Leesville	61%
20	Seneca	60%
21	York	50%
22	Blacksburg	49%
23	Clemson Sunrise	49%
24	Batesburg-Leesville	36%
25	Westminster	35%
26	Simpsonville	34%
27	Gaffney	20%
28	North Spartanburg	20%
29	Golden Strip Sunrise	14%
30	Spartanburg	13%

31	Spartanburg	47%
32	Greenwood	45%
33	Pickens	44%
34	Westminster	35%
35	Seneca Golden Corner	30%
36	Golden Strip Sunrise	29%
37	Greater Anderson	28%
38	Lancaster	27%
39	Blacksburg	26%
40	Spartan West	20%
41	Mauldin	14%
42	North Augusta	11%
43	Gaffney	10%
44	The Foothills, TR	8%
45	Rock Hill	5%
46	Chester	3%
47	Abbeville	1%
48		0%
49		0%
50		0%

31	Greenville City Center	12%
32	Newberry	12%
33	Easley	11%
34	The Reedy River	9%
35	North Augusta	9%
36	The Foothills, TR	5%
37	Clemson	5%
38	Aiken	2%
39		0%
40		0%
41		0%
42		0%
43		0%
44		0%
45		0%
46		0%
47		0%
48		0%
49		0%
50	Spartan West	-88%

All Clubs Ranked by AF Per Capita

1	EClub of the Carolinas	\$261.50
2	Emerald City	\$222.57
3	Fort Mill	\$193.51
4	York	\$181.93
5	Greenville Breakfast	\$143.18
6	Pleasantburg	\$139.18
7	Anderson	\$128.04
8	Aiken Sunrise	\$124.03
9	Newberry	\$121.09
10	Greenville	\$115.72
11	Clemson	\$112.71
12	Seneca	\$112.47
13	Twin City of Batesburg-Leesville	\$111.42
14	Batesburg-Leesville	\$109.62
15	Indian Land Lunch	\$104.77
16	Simpsonville	\$100.04
17	Lancaster Breakfast	\$95.51
18	Greenville City Center	\$94.43
19	The Reedy River	\$90.27
20	Clemson Sunrise	\$83.21
21	Winnsboro	\$78.28
22	Lake Wylie	\$72.52
23	Westminster	\$72.50
24	Aiken	\$70.38
25	Greater Anderson	\$67.54
26	Clover	\$64.77
27	Easley	\$62.50
28	Laurens	\$62.41
29	Greenwood	\$57.81
30	Fountain Inn	\$54.52
31	Pickens	\$54.27
32	Indian Land	\$52.63
33	North Spartanburg	\$52.14

All Clubs Ranked by Polio Per Capita

1	Pleasantburg	\$155.56
2	Clover	\$89.80
3	Lake Wylie	\$67.80
4	Mauldin	\$67.72
5	Greenville Breakfast	\$63.64
6	Emerald City	\$63.54
7	EClub of the Carolinas	\$59.83
8	Batesburg-Leesville	\$53.85
9	Lancaster	\$52.97
10	Greenwood	\$51.98
11	Aiken Sunrise	\$37.94
12	Fountain Inn	\$37.93
13	Anderson	\$35.78
14	Twin City of Batesburg-Leesville	\$35.53
15	Greater Anderson	\$34.37
16	York	\$30.03
17	Blacksburg	\$29.69
18	Westminster	\$24.09
19	Clemson Sunrise	\$23.72
20	Greenville	\$18.51
21	Laurens	\$17.86
22	Seneca Golden Corner	\$16.90
23	Seneca	\$15.66
24	Simpsonville	\$10.99
25	The Reedy River	\$10.14
26	Lancaster Breakfast	\$9.43
27	Golden Strip Sunrise	\$7.14
28	North Spartanburg	\$6.71
29	Spartanburg	\$6.44
30	Easley	\$5.45
31	Gaffney	\$5.00
32	Newberry	\$4.67
33	Fort Mill	\$3.90

34	Inman	\$50.00
35	Spartan West	\$38.79
36	Seneca Golden Corner	\$33.86
37	Golden Strip Sunrise	\$28.57
38	Blacksburg	\$19.69
39	Lancaster	\$16.64
40	Spartanburg	\$14.48
41	Mauldin	\$12.50
42	Gaffney	\$11.41
43	North Augusta	\$10.40
44	Rock Hill	\$7.99
45	The Foothills, TR	\$6.82
46	Abbeville	\$2.22
47	Chester	\$1.82
48		\$0.00
49		\$0.00
50		\$0.00

34	Greenville City Center	\$3.77
35	North Augusta	\$3.40
36	Clemson	\$2.44
37	The Foothills, TR	\$2.27
38	Aiken	\$0.55
39		\$0.00
40		\$0.00
41		\$0.00
42		\$0.00
43		\$0.00
44		\$0.00
45		\$0.00
46		\$0.00
47		\$0.00
48		\$0.00
49		\$0.00
50	Spartan West	-\$31.03

All Clubs Ranked by Total AF Giving

1	Greenville	\$25,575
2	Fort Mill	\$14,900
3	Emerald City	\$14,467
4	Aiken	\$12,880
5	Clemson	\$10,820
6	Anderson	\$9,475
7	Newberry	\$9,082
8	EClub of the Carolinas	\$7,845
9	Greenwood	\$6,532
10	Pleasantburg	\$6,263
11	York	\$5,458
12	Lancaster Breakfast	\$5,062
13	Greenville City Center	\$5,005
14	Greater Anderson	\$4,390
15	Seneca	\$4,274
16	Aiken Sunrise	\$3,969
17	Simpsonville	\$3,702
18	Easley	\$3,625
19	Laurens	\$3,495
20	The Reedy River	\$3,340
21	Clemson Sunrise	\$3,245
22	Spartanburg	\$2,810
23	Indian Land Lunch	\$2,305
24	Winnsboro	\$2,270
25	Pickens	\$2,225
26	Twin City of Batesburg-Leesville	\$2,117
27	North Spartanburg	\$1,825
28	Lake Wylie	\$1,813
29	Westminster	\$1,595
30	Fountain Inn	\$1,581
31	Greenville Breakfast	\$1,575
32	Clower	\$1,425

All Clubs Ranked by Total Polio Giving

1	Pleasantburg	\$7,000
2	Greenwood	\$5,874
3	Emerald City	\$4,130
4	Greenville	\$4,090
5	Lancaster	\$3,390
6	Anderson	\$2,648
7	Greater Anderson	\$2,234
8	Clover	\$1,976
9	EClub of the Carolinas	\$1,795
10	Lake Wylie	\$1,695
11	Mauldin	\$1,354
12	Spartanburg	\$1,250
13	Aiken Sunrise	\$1,214
14	Fountain Inn	\$1,100
15	Laurens	\$1,000
16	Clemson Sunrise	\$925
17	York	\$901
18	Greenville Breakfast	\$700
19	Batesburg-Leesville	\$700
20	Twin City of Batesburg-Leesville	\$675
21	Seneca	\$595
22	Westminster	\$530
23	Lancaster Breakfast	\$500
24	Blacksburg	\$475
25	Simpsonville	\$407
26	The Reedy River	\$375
27	Seneca Golden Corner	\$372
28	Gaffney	\$355
29	Newberry	\$350
30	Easley	\$316
31	Fort Mill	\$300
32	North Spartanburg	\$235

33	Batesburg-Leesville	\$1,425
34	Spartan West	\$1,125
35	Lancaster	\$1,065
36	Indian Land	\$1,000
37	Inman	\$950
38	Gaffney	\$810
39	Seneca Golden Corner	\$745
40	Rock Hill	\$488
41	Golden Strip Sunrise	\$400
42	Blacksburg	\$315
43	North Augusta	\$260
44	Mauldin	\$250
45	Chester	\$100
46	Abbeville	\$100
47	The Foothills, TR	\$75
48		\$0
49		\$0
50		\$0

33	Clemson	\$234
34	Greenville City Center	\$200
35	Aiken	\$100
36	Golden Strip Sunrise	\$100
37	North Augusta	\$85
38	The Foothills, TR	\$25
39		\$0
40		\$0
41		\$0
42		\$0
43		\$0
44		\$0
45		\$0
46		\$0
47		\$0
48		\$0
49		\$0
50	Spartan West	-\$900

All Areas Ranked by % of AF Goal Achieved

1	A-3 AG Jimmy Kimbell	77.5%
2	A-7 AG Joyce Morin	60.9%
3	A-8 AG Rysheeka Bush	57.6%
4	A-1 AG Butch Hughes	57.6%
5	A-6 AG Rebecca Melton	57.2%
6	A-9 AG Stephen Baggett	55.3%
7	A-11 AG Lisa Wilson	53.0%
8	A-12 AG Karen Culley	50.7%
9	A-5 AG Babette Sabia	40.1%
10	A-4 AG Marc White	39.7%
11	A-10 AG Michael Seymour	38.9%
12	A-2 AG Jack Aden	36.3%

All Areas Ranked by AF Per Capita

1	A-3 AG Jimmy Kimbell	\$116.42
2	A-9 AG Stephen Baggett	\$114.40
3	A-1 AG Butch Hughes	\$101.93
4	A-6 AG Rebecca Melton	\$100.52
5	A-8 AG Rysheeka Bush	\$75.92
6	A-12 AG Karen Culley	\$63.03
7	A-2 AG Jack Aden	\$60.68
8	A-10 AG Michael Seymour	\$60.47
9	A-11 AG Lisa Wilson	\$59.33
10	A-5 AG Babette Sabia	\$57.61
11	A-7 AG Joyce Morin	\$42.27
12	A-4 AG Marc White	\$24.22

All Areas Ranked by Total AF Giving

1	A-3 AG Jimmy Kimbell	\$38,418
2	A-9 AG Stephen Baggett	\$28,944
3	A-1 AG Butch Hughes	\$27,930
4	A-8 AG Rysheeka Bush	\$20,651
5	A-6 AG Rebecca Melton	\$20,506
6	A-10 AG Michael Seymour	\$12,577
7	A-12 AG Karen Culley	\$9,265
8	A-7 AG Joyce Morin	\$8,497
9	A-5 AG Babette Sabia	\$8,008
10	A-4 AG Marc White	\$6,710
11	A-2 AG Jack Aden	\$6,614
12	A-11 AG Lisa Wilson	\$5,933