



Rotary District 7750
Membership Gain & Rotary Foundation
Monthly Progress Report
June 27, 2020

A r e a	Club	7/1/2020 Member Goal	Current Members 6-27-20	Member Gain 6-27-20	Members 7/1/19	AF Actual 2018-19	AF Goal 2019-20	AF Goal Shortfall vs. LY	% AF Goal Achieved 2019-20	AFPer Capita 2019-20	AF Month	AF YTD 2019-20	Polio Actual 2019-20	Polio YTD 2019-20	Polio Per Capita 2019-20	Polio Goal 2019- 20	Polio % of Goal
1	Anderson	83	74	2	72	24,372	\$11,250	\$13,122	125.6%	\$196	\$7,175	\$14,130	\$4,404	\$3,755	\$52	\$3,750	100.1%
1	Clemson	99	96	6	90	17,479	\$15,295	\$2,184	41.1%	\$70	\$320	\$6,284	\$4,570	\$4,508	\$50	\$3,230	139.6%
1	Clemson-Calhoun	37	39	5	34	5,861	\$4,350	\$1,511	100.6%	\$129	\$375	\$4,377	\$1,703	\$2,600	\$76	\$2,550	102.0%
1	Greater Anderson	83	68	-4	72	42,665	\$15,600	\$27,065	94.6%	\$205	\$2,420	\$14,765	\$4,982	\$1,478	\$21	\$3,900	37.9%
A-1 AG Tricia McDougald		302	277	9	268	90,377	\$46,495	\$43,882	85.1%	\$148	\$10,290	\$39,556	\$15,659	\$12,341	\$46	\$13,430	91.9%
2	Seneca	50	39	-4	43	7,480	\$8,000		87.8%	\$163	\$170	\$7,028	\$1,020	\$1,040	\$24	\$1,000	104.0%
2	Seneca Golden Corner	27	22	-2	24	1,490	\$4,200		17.3%	\$30	\$0	\$725	\$672	\$583	\$24	\$1,500	38.8%
2	Walhalla	38	27	-6	33	3,200	\$4,000		85.7%	\$104	\$3,200	\$3,427	\$58	\$25	\$1	\$500	5.0%
2	Westminster	37	31	1	30	4,568	\$5,775		66.1%	\$127	\$85	\$3,820	\$250	\$1,800	\$60	\$2,145	83.9%
A-2 AG Jack Aden		152	119	-11	130	16,738	\$21,975		68.3%	\$115	\$3,455	\$15,000	\$2,000	\$3,448	\$27	\$5,145	67.0%
3	Greenville	287	227	-41	268	55,497	\$55,000	\$497	82.8%	\$170	\$125	\$45,523	\$5,900	\$7,655	\$29	\$8,000	95.7%
3	Greenville Breakfast	19	12	1	11	1,920	\$2,275		94.5%	\$195	\$300	\$2,150	\$275	\$695	\$63	\$650	106.9%
3	Greenville City Center	62	58	1	57	4,874	\$5,200		109.8%	\$100	\$0	\$5,707	-\$560	\$1,345	\$24	\$1,400	96.1%
3	Pleasantburg	49	45	1	44	11,419	\$9,416	\$2,003	117.7%	\$252	\$1,394	\$11,081	\$6,257	\$7,300	\$166	\$6,258	116.7%
A-3 AG Mike Taylor		417	342	-38	380	73,710	\$71,891	\$1,819	89.7%	\$170	\$1,819	\$64,461	\$11,872	\$16,995	\$45	\$16,308	104.2%
4	Inman	25	19	-3	22	2,300	\$2,200	\$100	52.3%	\$52	\$0	\$1,150	\$50	\$25	\$1	\$550	4.5%
4	North Spartanburg	48	37	-2	39	5,138	\$5,600		88.0%	\$126	\$1,175	\$4,930	\$2,100	\$695	\$18	\$2,775	25.0%
4	Spartan West	37	30	-5	35	6,911	\$5,775	\$1,136	58.9%	\$97	\$0	\$3,400	\$500	\$2,065	\$59	\$1,650	125.2%
4	Spartanburg	210	194	-3	197	1,170	\$6,000		41.0%	\$12	\$0	\$2,460	\$14,425	\$25	\$0	\$10,000	0.3%
A-4 AG Marc White		320	280	-13	293	15,519	\$19,575		61.0%	\$41	\$1,175	\$11,940	\$17,075	\$2,810	\$10	\$14,975	18.8%
5	Blacksburg	20	17	0	17	775	\$1,037		115.7%	\$71	\$40	\$1,200	\$880	\$383	\$23	\$1,020	37.6%
5	Clover	30	22	-5	27	2,625	\$4,480		54.1%	\$90	\$825	\$2,425	\$4,792	\$3,406	\$126	\$5,824	58.5%
5	Gaffney	85	71	-5	76	7,336	\$9,340		28.3%	\$35	\$710	\$2,642	\$1,480	\$896	\$12	\$1,875	47.8%
5	York	35	30	-2	32	9,879	\$10,146		79.9%	\$253	\$1,207	\$8,103	\$2,135	\$2,316	\$72	\$2,090	110.8%
A-5 AG Babette Sabia		170	140	-12	152	20,615	\$25,003		57.5%	\$95	\$2,782	\$14,370	\$9,287	\$7,001	\$46	\$10,809	64.8%
6	Fort Mill	85	81	-1	82	15,092	\$20,500		204.1%	\$510	\$5,100	\$41,831	\$100	\$2,100	\$26	\$2,000	105.0%
6	Indian Land	30	19	-1	20	4,995	\$4,536	\$459	26.5%	\$60	\$0	\$1,200	\$765	\$250	\$13	\$1,161	21.5%
6	Indian Land Lunch	23	24	4	20	50	\$3,000		116.5%	\$175	\$840	\$3,495	\$50	\$577	\$29	\$500	115.4%
6	Lake Wylie	27	25	0	25	3,616	\$3,800		92.5%	\$141	\$1,086	\$3,516	\$586	\$1,287	\$51	\$910	141.4%
6	Rock Hill	100	66	2	64	3,627	\$9,600		21.1%	\$32	\$50	\$2,025	\$2,400	\$1,174	\$18	\$1,600	73.4%
A-6 AG Lindsay Walker		265	215	4	211	27,379	\$41,436		125.7%	\$247	\$7,076	\$52,067	\$3,901	\$5,388	\$26	\$6,171	87.3%

A r e a	Club	7/1/2020 Member Goal	Current Members 6-27-20	Member Gain 6-27-20	Members 7/1/19	AF Actual 2018-19	AF Goal 2019-20	AF Goal Shortfall vs. LY	% AF Goal Achieved 2019-20	AFPer Capita 2019-20	AF Month	AF YTD 2019-20	Polio Actual 2019-20	Polio YTD 2019-20	Polio Per Capita 2019-20	Polio Goal 2019- 20	Polio % of Goal
7	Chester	54	58	3	55	3,015	\$6,450		19.4%	\$23	\$775	\$1,250	\$2,780	\$2,960	\$54	\$3,900	75.9%
7	Lancaster	72	67	2	65	4,217	\$3,808	\$409	175.3%	\$103	\$785	\$6,677	\$3,675	\$4,577	\$70	\$1,700	269.2%
7	Lancaster Breakfast	60	53	0	53	5,125	\$5,060	\$65	102.0%	\$97	\$3,963	\$5,163	\$1,286	\$1,130	\$21	\$825	137.0%
7	Winnboro	30	30	0	30	1,450	\$1,000	\$450	141.0%	\$47	\$0	\$1,410	\$300	\$25	\$1	\$250	10.0%
A-7 AG Joyce Morin		216	208	5	203	13,807	\$16,318		88.9%	\$71	\$5,523	\$14,500	\$8,041	\$8,692	\$43	\$6,675	130.2%
8	Aiken	187	189	8	181	25,370	\$22,875	\$2,495	90.4%	\$114	\$85	\$20,681	\$5,536	\$3,381	\$19	\$5,490	61.6%
8	Aiken Sunrise	40	32	-2	34	8,385	\$7,000	\$1,385	76.0%	\$156	\$350	\$5,320	\$1,510	\$985	\$29	\$2,400	41.0%
8	Batesburg-Leesville	16	13	-1	14	2,934	\$2,935		0.9%	\$2	\$25	\$25	\$2,202	\$650	\$46	\$3,500	18.6%
8	North Augusta	30	25	-1	26	1,900	\$3,150		19.0%	\$23	\$0	\$600	\$695	\$700	\$27	\$1,050	66.7%
8	Twin City of Batesburg- Leesville	23	19	-1	20	3,416	\$3,885		114.2%	\$222	\$2,656	\$4,438	\$1,050	\$575	\$29	\$1,050	54.8%
A-8 AG Rysheeka Bush		296	278	3	275	42,005	\$39,845	\$2,160	78.0%	\$113	\$3,116	\$31,064	\$10,993	\$6,291	\$23	\$13,490	46.6%
9	Abbeville	61	45	-7	52	5,460	\$5,500		75.5%	\$80	\$1,700	\$4,150	\$150	\$125	\$2	\$1,000	12.5%
9	EClub of the Carolinas	33	30	2	28	12,015	\$5,000	\$7,015	174.9%	\$312	\$3,240	\$8,743	\$3,775	\$1,555	\$56	\$1,000	155.5%
9	Emerald City	75	65	-4	69	33,000	\$28,000	\$5,000	82.2%	\$334	\$187	\$23,028	\$5,000	\$4,255	\$62	\$3,500	121.6%
9	Greenwood	130	117	2	115	47,410	\$20,125	\$27,285	296.5%	\$519	\$30	\$59,665	\$2,835	\$10,056	\$87	\$5,000	201.1%
A-9 AG Stephen Baggett		299	257	-7	264	97,885	\$58,625	\$39,260	163.0%	\$362	\$5,157	\$95,586	\$11,760	\$15,991	\$61	\$10,500	152.3%
10	Clinton	34	38	7	31	2,430	\$4,000		38.8%	\$50	\$0	\$1,550	\$50	\$600	\$19	\$1,000	60.0%
10	Laurens	62	59	3	56	5,875	\$7,000		103.4%	\$129	\$85	\$7,240	\$2,856	\$347	\$6	\$1,500	23.1%
10	Newberry	83	75	-3	78	33,410	\$18,000	\$15,410	101.3%	\$234	\$1,615	\$18,240	\$5,103	\$3,738	\$48	\$3,500	106.8%
10	Union	49	44	-3	47	6,608	\$7,536		68.5%	\$110	\$1,935	\$5,160	\$6,133	\$5,160	\$110	\$2,496	206.7%
A-10 AG Michael Seymour		228	216	4	212	48,323	\$36,536	\$11,787	88.1%	\$152	\$3,635	\$32,190	\$14,142	\$9,845	\$46	\$8,496	115.9%
11	Fountain Inn	28	30	3	27	4,040	\$1,800	\$2,240	141.7%	\$94	\$30	\$2,550	\$369	\$1,100	\$41	\$600	183.3%
11	Golden Strip Sunrise	16	14	0	14	2,800	\$1,500	\$1,300	693.3%	\$743	\$10,025	\$10,400	\$2,425	\$12,025	\$859	\$500	2405.0%
11	Mauldin	28	22	-3	25	225	\$5,850		27.8%	\$65	\$0	\$1,625	\$50	\$1,231	\$49	\$3,900	31.6%
11	Simpsonville	50	39	-2	41	6,471	\$6,765		71.5%	\$118	\$1,100	\$4,837	\$1,036	\$776	\$19	\$2,000	38.8%
A-11 AG Lisa Forrester		122	105	-2	107	13,536	\$15,915		122.0%	\$181	\$11,155	\$19,412	\$3,880	\$15,132	\$141	\$7,000	216.2%
12	Easley	70	61	1	60	5,575	\$9,000		49.4%	\$74	\$0	\$4,450	\$2,250	\$1,625	\$27	\$1,000	162.5%
12	The Reedy River	42	36	-1	37	19,420	\$22,040		35.7%	\$212	\$1,635	\$7,861	\$3,000	\$6,051	\$164	\$5,000	121.0%
12	Pickens	48	42	-2	44	4,405	\$5,400		42.1%	\$52	\$25	\$2,275	\$1,760	\$452	\$10	\$2,025	22.3%
12	The Foothills, TR	14	11	-1	12	2,950	\$1,860	\$1,090	37.6%	\$58	\$250	\$700	\$100	\$20	\$2	\$600	3.3%
A-12 AG Karen Culley		174	150	-3	153	32,350	\$38,300		39.9%	\$100	\$1,910	\$15,286	\$7,110	\$8,148	\$53	\$8,625	94.5%
District 7750						3,650					\$0	\$0	\$2,000	\$0			
Totals		2961	2,587	-61	2,648	495,894	\$431,914	\$63,980	93.9%	\$153	\$57,093	\$405,431	\$117,720	\$112,081	\$42	\$121,624	92.2%

Area Summary

	7/1/2020 Member Goal	Current Members 6-27-20	Member Gain 6-27-20	Members 7/1/19	AF Actual 2018-19	AF Goal 2019-20	AF Goal Shortfall vs. LY	% AF Goal Achieved 2019-20	AFPer Capita 2019-20	AF Month	AF YTD 2019-20	Polio Actual 2019-20	Polio YTD 2019-20	Polio Per Capita 2019-20	Polio Goal 2019- 20	Polio % of Goal
A-1 AG Tricia McDougald	302	277	9	268	90,377	\$46,495	\$43,882	85.1%	\$148	\$10,290	\$39,556	\$15,659	\$12,341	\$46	\$13,430	91.9%
A-2 AG Jack Aden	152	119	-11	130	16,738	\$21,975		68.3%	\$115	\$3,455	\$15,000	\$2,000	\$3,448	\$27	\$5,145	67.0%
A-3 AG Mike Taylor	417	342	-38	380	73,710	\$71,891	\$1,819	89.7%	\$170	\$1,819	\$64,461	\$11,872	\$16,995	\$45	\$16,308	104.2%
A-4 AG Marc White	320	280	-13	293	15,519	\$19,575		61.0%	\$41	\$1,175	\$11,940	\$17,075	\$2,810	\$10	\$14,975	18.8%
A-5 AG Babette Sabia	170	140	-12	152	20,615	\$25,003		57.5%	\$95	\$2,782	\$14,370	\$9,287	\$7,001	\$46	\$10,809	64.8%
A-6 AG Lindsay Walker	265	215	4	211	27,379	\$41,436		125.7%	\$247	\$7,076	\$52,067	\$3,901	\$5,388	\$26	\$6,171	87.3%
A-7 AG Joyce Morin	216	208	5	203	13,807	\$16,318		88.9%	\$71	\$5,523	\$14,500	\$8,041	\$8,692	\$43	\$6,675	130.2%
A-8 AG Rysheeka Bush	296	278	3	275	42,005	\$39,845	\$2,160	78.0%	\$113	\$3,116	\$31,064	\$10,993	\$6,291	\$23	\$13,490	46.6%
A-9 AG Stephen Baggett	299	257	-7	264	97,885	\$58,625	\$39,260	163.0%	\$362	\$5,157	\$95,586	\$11,760	\$15,991	\$61	\$10,500	152.3%
A-10 AG Michael Seymour	228	216	4	212	48,323	\$36,536	\$11,787	88.1%	\$152	\$3,635	\$32,190	\$14,142	\$9,845	\$46	\$8,496	115.9%
A-11 AG Lisa Forrester	122	105	-2	107	13,536	\$15,915		122.0%	\$181	\$11,155	\$19,412	\$3,880	\$15,132	\$141	\$7,000	216.2%
A-12 AG Karen Culley	174	150	-3	153	32,350	\$38,300		39.9%	\$100	\$1,910	\$15,286	\$7,110	\$8,148	\$53	\$8,625	94.5%
Totals	2961	2587	-61	2,648	492,244	431,914	\$98,907	93.9%	\$153	\$57,093	\$405,431	\$115,720	\$112,081	\$42	\$121,624	92.2%

Top Giving Clubs (Annual Fund)

Top Clubs by % of AF Goal Achieved

1	Golden Strip Sunrise	693%
2	Greenwood	296%
3	Fort Mill	204%
4	Lancaster	175%
5	EClub of the Carolinas	175%

Top Clubs by AF Per Capita

1	Golden Strip Sunrise	\$742.86
2	Greenwood	\$518.83
3	Fort Mill	\$510.14
4	Emerald City	\$333.74
5	EClub of the Carolinas	\$312.23

Top Clubs by Total AF Giving

1	Greenwood	\$59,665
2	Greenville	\$45,523
3	Fort Mill	\$41,831
4	Emerald City	\$23,028
5	Aiken	\$20,681

Top Giving Clubs (Polio)

Top Clubs by % of Polio Goal Achieved

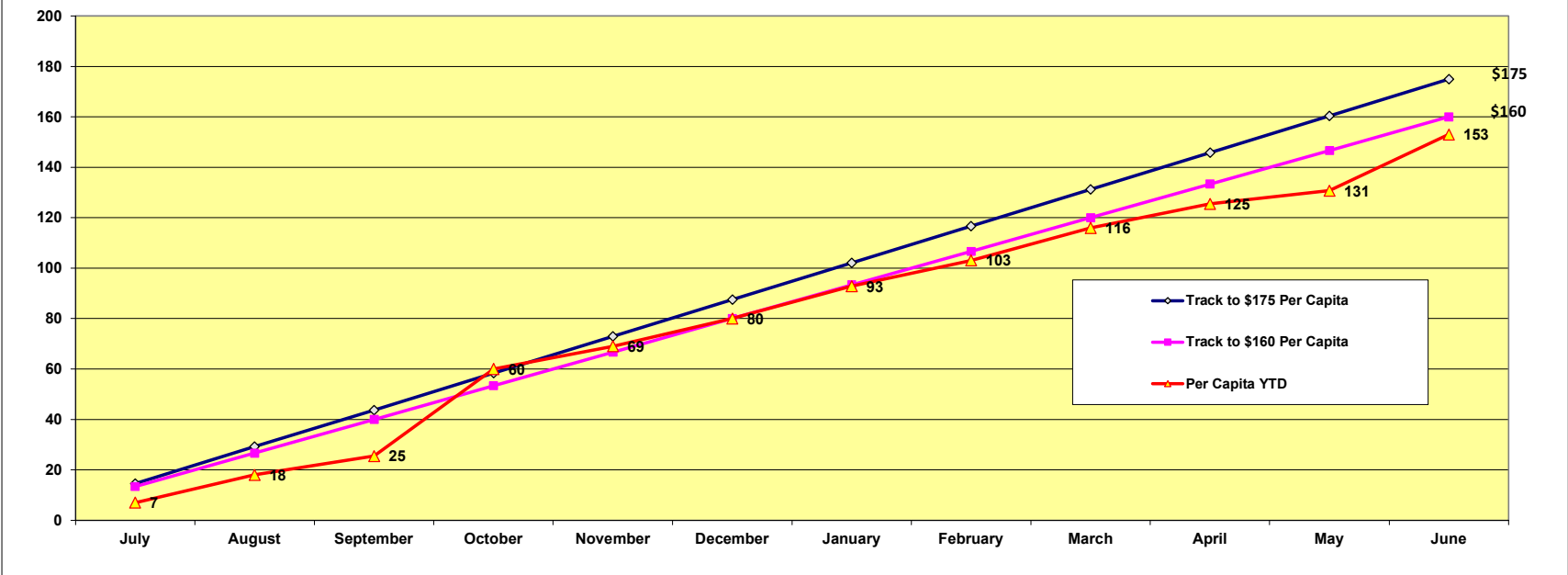
1	Golden Strip Sunrise	2405%
2	Lancaster	269%
3	Union	207%
4	Greenwood	201%
5	Fountain Inn	183%

Top Clubs by Total Polio Giving

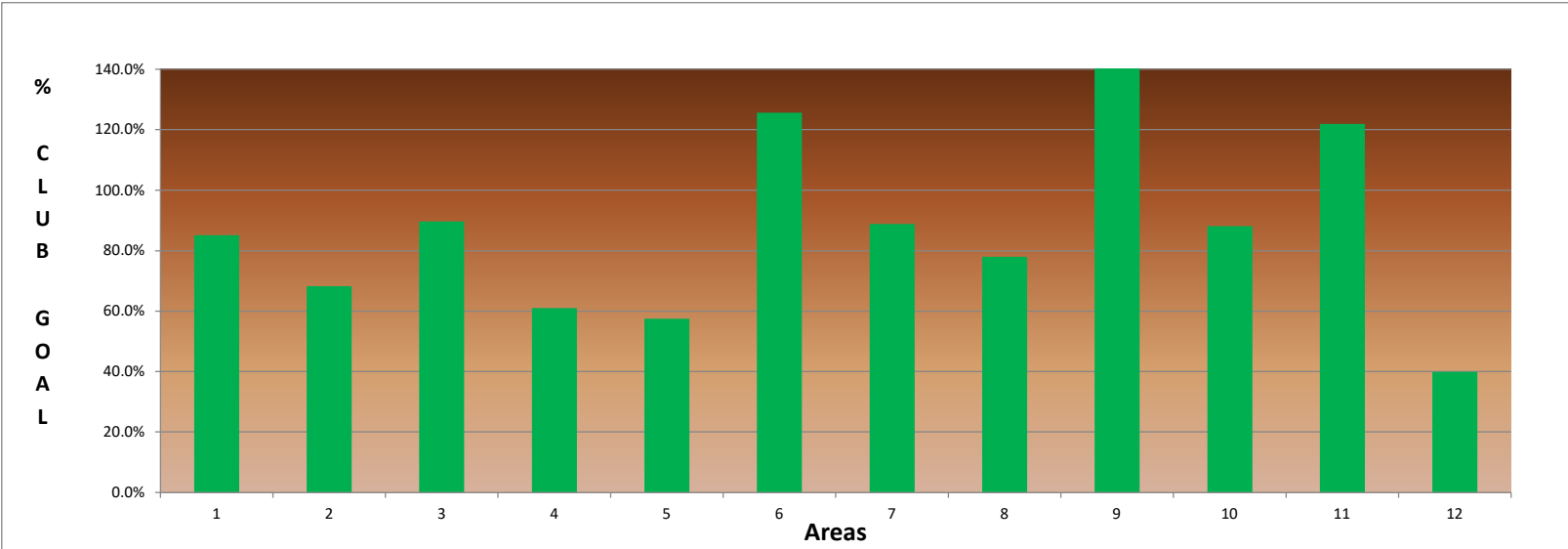
1	Golden Strip Sunrise	\$12,025
2	Greenwood	\$10,056
3	Greenville	\$7,655
4	Pleasantburg	\$7,300
5	The Reedy River	\$6,051

District Statistics

17 Clubs hav Clubs have achieved 100% of their AF Goal
 29 Clubs hav Clubs have achieved 75% of their AF Goal
 27 Clubs hav Clubs have achieved 100% of their Polio Goal
 17 Clubs are Clubs are over \$150 AF Per Capita
 28 Clubs are Clubs are over \$100 AF Per Capita
 0 Clubs hav Clubs have given \$5 Total to the AF (Zero Giving)
 0 Clubs hav Clubs have given \$5 Total to Polio (Zero Giving)
 3 Areas hav Areas have achieved 100% of their AF Goal
 8 Areas hav Areas have achieved 75% of their AF Goal
 2 Areas are Areas are over \$200 AF Per Capita
 8 Areas are Areas are over \$100 AF Per Capita

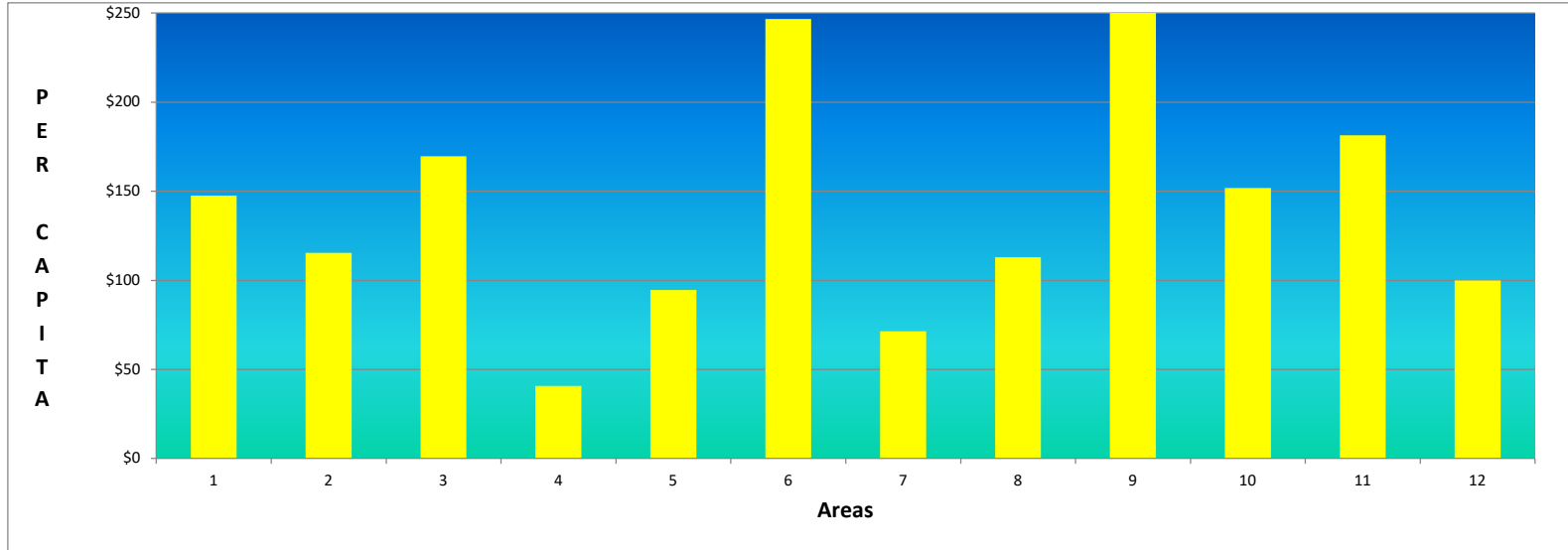


% of Club AF Goal Achieved - By Area



AF Per Capita - By Area

Goal is \$175



All Clubs Ranked by % of AF Goal Achieved

1	Golden Strip Sunrise	693%
2	Greenwood	296%
3	Fort Mill	204%
4	Lancaster	175%
5	EClub of the Carolinas	175%
6	Fountain Inn	142%
7	Winnsboro	141%
8	Anderson	126%
9	Pleasantburg	118%
10	Indian Land Lunch	117%
11	Blacksburg	116%
12	Twin City of Batesburg-Leesville	114%
13	Greenville City Center	110%
14	Laurens	103%
15	Lancaster Breakfast	102%
16	Newberry	101%
17	Clemson-Calhoun	101%
18	Greater Anderson	95%
19	Greenville Breakfast	95%
20	Lake Wylie	93%
21	Aiken	90%
22	North Spartanburg	88%
23	Seneca	88%
24	Walhalla	86%
25	Greenville	83%
26	Emerald City	82%
27	York	80%
28	Aiken Sunrise	76%
29	Abbeville	75%
30	Simpsonville	71%

All Clubs Ranked by % of Polio Goal Achieved

1	Golden Strip Sunrise	2405%
2	Lancaster	269%
3	Union	207%
4	Greenwood	201%
5	Fountain Inn	183%
6	Easley	163%
7	EClub of the Carolinas	156%
8	Lake Wylie	141%
9	Clemson	140%
10	Lancaster Breakfast	137%
11	Spartan West	125%
12	Emerald City	122%
13	The Reedy River	121%
14	Pleasantburg	117%
15	Indian Land Lunch	115%
16	York	111%
17	Greenville Breakfast	107%
18	Newberry	107%
19	Fort Mill	105%
20	Seneca	104%
21	Clemson-Calhoun	102%
22	Anderson	100%
23	Greenville City Center	96%
24	Greenville	96%
25	Westminster	84%
26	Chester	76%
27	Rock Hill	73%
28	North Augusta	67%
29	Aiken	62%
30	Clinton	60%

31	Union	68%
32	Westminster	66%
33	Spartan West	59%
34	Clover	54%
35	Inman	52%
36	Easley	49%
37	Pickens	42%
38	Clemson	41%
39	Spartanburg	41%
40	Clinton	39%
41	The Foothills, TR	38%
42	The Reedy River	36%
43	Gaffney	28%
44	Mauldin	28%
45	Indian Land	26%
46	Rock Hill	21%
47	Chester	19%
48	North Augusta	19%
49	Seneca Golden Corner	17%
50	Batesburg-Leesville	1%

31	Clover	58%
32	Twin City of Batesburg-Leesville	55%
33	Gaffney	48%
34	Aiken Sunrise	41%
35	Seneca Golden Corner	39%
36	Simpsonville	39%
37	Greater Anderson	38%
38	Blacksburg	38%
39	Mauldin	32%
40	North Spartanburg	25%
41	Laurens	23%
42	Pickens	22%
43	Indian Land	22%
44	Batesburg-Leesville	19%
45	Abbeville	13%
46	Winnsboro	10%
47	Walhalla	5%
48	Inman	5%
49	The Foothills, TR	3%
50	Spartanburg	0%

All Clubs Ranked by AF Per Capita

1	Golden Strip Sunrise	\$742.86
2	Greenwood	\$518.83
3	Fort Mill	\$510.14
4	Emerald City	\$333.74
5	EClub of the Carolinas	\$312.23
6	York	\$253.22
7	Pleasantburg	\$251.84
8	Newberry	\$233.85
9	Twin City of Batesburg-Leesville	\$221.90
10	The Reedy River	\$212.46
11	Greater Anderson	\$205.07
12	Anderson	\$196.25
13	Greenville Breakfast	\$195.45
14	Indian Land Lunch	\$174.76
15	Greenville	\$169.86
16	Seneca	\$163.44
17	Aiken Sunrise	\$156.47
18	Lake Wylie	\$140.64
19	Laurens	\$129.29
20	Clemson-Calhoun	\$128.75
21	Westminster	\$127.33
22	North Spartanburg	\$126.41
23	Simpsonville	\$117.96
24	Aiken	\$114.26
25	Union	\$109.79
26	Walhalla	\$103.85
27	Lancaster	\$102.72
28	Greenville City Center	\$100.12
29	Lancaster Breakfast	\$97.42
30	Spartan West	\$97.14
31	Fountain Inn	\$94.44
32	Clover	\$89.81
33	Abbeville	\$79.81

All Clubs Ranked by Polio Per Capita

1	Golden Strip Sunrise	\$858.93
2	Pleasantburg	\$165.91
3	The Reedy River	\$163.54
4	Clover	\$126.14
5	Union	\$109.79
6	Greenwood	\$87.44
7	Clemson-Calhoun	\$76.47
8	York	\$72.36
9	Lancaster	\$70.41
10	Greenville Breakfast	\$63.18
11	Emerald City	\$61.67
12	Westminster	\$60.00
13	Spartan West	\$59.00
14	EClub of the Carolinas	\$55.54
15	Chester	\$53.82
16	Anderson	\$52.15
17	Lake Wylie	\$51.48
18	Clemson	\$50.09
19	Mauldin	\$49.24
20	Newberry	\$47.93
21	Batesburg-Leesville	\$46.43
22	Fountain Inn	\$40.74
23	Aiken Sunrise	\$28.97
24	Indian Land Lunch	\$28.85
25	Twin City of Batesburg-Leesville	\$28.75
26	Greenville	\$28.56
27	Easley	\$27.08
28	North Augusta	\$26.92
29	Fort Mill	\$25.61
30	Seneca Golden Corner	\$24.28
31	Seneca	\$24.19
32	Greenville City Center	\$23.60
33	Blacksburg	\$22.54

34	Easley	\$74.17
35	Blacksburg	\$70.59
36	Clemson	\$69.82
37	Mauldin	\$65.00
38	Indian Land	\$60.00
39	The Foothills, TR	\$58.33
40	Inman	\$52.27
41	Pickens	\$51.70
42	Clinton	\$50.00
43	Winnsboro	\$47.00
44	Gaffney	\$34.76
45	Rock Hill	\$31.64
46	Seneca Golden Corner	\$30.21
47	North Augusta	\$23.08
48	Chester	\$22.73
49	Spartanburg	\$12.49
50	Batesburg-Leesville	\$1.79

34	Lancaster Breakfast	\$21.32
35	Greater Anderson	\$20.53
36	Clinton	\$19.35
37	Simpsonville	\$18.91
38	Aiken	\$18.68
39	Rock Hill	\$18.34
40	North Spartanburg	\$17.82
41	Indian Land	\$12.50
42	Gaffney	\$11.79
43	Pickens	\$10.27
44	Laurens	\$6.19
45	Abbeville	\$2.40
46	The Foothills, TR	\$1.67
47	Inman	\$1.14
48	Winnsboro	\$0.83
49	Walhalla	\$0.76
50	Spartanburg	\$0.13

All Clubs Ranked by Total AF Giving

1	Greenwood	\$59,665
2	Greenville	\$45,523
3	Fort Mill	\$41,831
4	Emerald City	\$23,028
5	Aiken	\$20,681
6	Newberry	\$18,240
7	Greater Anderson	\$14,765
8	Anderson	\$14,130
9	Pleasantburg	\$11,081
10	Golden Strip Sunrise	\$10,400
11	EClub of the Carolinas	\$8,743
12	York	\$8,103
13	The Reedy River	\$7,861
14	Laurens	\$7,240
15	Seneca	\$7,028
16	Lancaster	\$6,677
17	Clemson	\$6,284
18	Greenville City Center	\$5,707
19	Aiken Sunrise	\$5,320
20	Lancaster Breakfast	\$5,163
21	Union	\$5,160
22	North Spartanburg	\$4,930
23	Simpsonville	\$4,837
24	Easley	\$4,450
25	Twin City of Batesburg-Leesville	\$4,438
26	Clemson-Calhoun	\$4,377
27	Abbeville	\$4,150
28	Westminster	\$3,820
29	Lake Wylie	\$3,516
30	Indian Land Lunch	\$3,495
31	Walhalla	\$3,427
32	Spartan West	\$3,400

All Clubs Ranked by Total Polio Giving

1	Golden Strip Sunrise	\$12,025
2	Greenwood	\$10,056
3	Greenville	\$7,655
4	Pleasantburg	\$7,300
5	The Reedy River	\$6,051
6	Union	\$5,160
7	Lancaster	\$4,577
8	Clemson	\$4,508
9	Emerald City	\$4,255
10	Anderson	\$3,755
11	Newberry	\$3,738
12	Clover	\$3,406
13	Aiken	\$3,381
14	Chester	\$2,960
15	Clemson-Calhoun	\$2,600
16	York	\$2,316
17	Fort Mill	\$2,100
18	Spartan West	\$2,065
19	Westminster	\$1,800
20	Easley	\$1,625
21	EClub of the Carolinas	\$1,555
22	Greater Anderson	\$1,478
23	Greenville City Center	\$1,345
24	Lake Wylie	\$1,287
25	Mauldin	\$1,231
26	Rock Hill	\$1,174
27	Lancaster Breakfast	\$1,130
28	Fountain Inn	\$1,100
29	Seneca	\$1,040
30	Aiken Sunrise	\$985
31	Gaffney	\$896
32	Simpsonville	\$776

33	Gaffney	\$2,642
34	Fountain Inn	\$2,550
35	Spartanburg	\$2,460
36	Clover	\$2,425
37	Pickens	\$2,275
38	Greenville Breakfast	\$2,150
39	Rock Hill	\$2,025
40	Mauldin	\$1,625
41	Clinton	\$1,550
42	Winnsboro	\$1,410
43	Chester	\$1,250
44	Blacksburg	\$1,200
45	Indian Land	\$1,200
46	Inman	\$1,150
47	Seneca Golden Corner	\$725
48	The Foothills, TR	\$700
49	North Augusta	\$600
50	Batesburg-Leesville	\$25

33	North Augusta	\$700
34	Greenville Breakfast	\$695
35	North Spartanburg	\$695
36	Batesburg-Leesville	\$650
37	Clinton	\$600
38	Seneca Golden Corner	\$583
39	Indian Land Lunch	\$577
40	Twin City of Batesburg-Leesville	\$575
41	Pickens	\$452
42	Blacksburg	\$383
43	Laurens	\$347
44	Indian Land	\$250
45	Abbeville	\$125
46	Walhalla	\$25
47	Inman	\$25
48	Spartanburg	\$25
49	Winnsboro	\$25
50	The Foothills, TR	\$20

All Areas Ranked by % of AF Goal Achieved

1	A-9 AG Stephen Baggett	163.0%
2	A-6 AG Lindsay Walker	125.7%
3	A-11 AG Lisa Forrester	122.0%
4	A-3 AG Mike Taylor	89.7%
5	A-7 AG Joyce Morin	88.9%
6	A-10 AG Michael Seymour	88.1%
7	A-1 AG Tricia McDougald	85.1%
8	A-8 AG Rysheeka Bush	78.0%
9	A-2 AG Jack Aden	68.3%
10	A-4 AG Marc White	61.0%
11	A-5 AG Babette Sabia	57.5%
12	A-12 AG Karen Culley	39.9%

All Areas Ranked by AF Per Capita

1	A-9 AG Stephen Baggett	\$362.07
2	A-6 AG Lindsay Walker	\$246.77
3	A-11 AG Lisa Forrester	\$181.42
4	A-3 AG Mike Taylor	\$169.63
5	A-10 AG Michael Seymour	\$151.84
6	A-1 AG Tricia McDougald	\$147.60
7	A-2 AG Jack Aden	\$115.38
8	A-8 AG Rysheeka Bush	\$112.96
9	A-12 AG Karen Culley	\$99.91
10	A-5 AG Babette Sabia	\$94.54
11	A-7 AG Joyce Morin	\$71.43
12	A-4 AG Marc White	\$40.75

All Areas Ranked by Total AF Giving

1	A-9 AG Stephen Baggett	\$95,586
2	A-3 AG Mike Taylor	\$64,461
3	A-6 AG Lindsay Walker	\$52,067
4	A-1 AG Tricia McDougald	\$39,556
5	A-10 AG Michael Seymour	\$32,190
6	A-8 AG Rysheeka Bush	\$31,064
7	A-11 AG Lisa Forrester	\$19,412
8	A-12 AG Karen Culley	\$15,286
9	A-2 AG Jack Aden	\$15,000
10	A-7 AG Joyce Morin	\$14,500
11	A-5 AG Babette Sabia	\$14,370
12	A-4 AG Marc White	\$11,940