



Rotary District 7750
Membership Gain & Rotary Foundation
Monthly Progress Report
February 28, 2020

A r e a	Club	7/1/2020 Member Goal	Current Members 2-28-20	Member Gain 2-28-20	Members 7/1/19	AF Actual 2018-19	AF Goal 2019-20	AF Goal Shortfall vs. LY	% AF Goal Achieved 2019-20	AFPer Capita 2019-20	AF Month	AF YTD 2019-20	Polio Actual 2019-20	Polio YTD 2019-20	Polio Per Capita 2019-20	Polio Goal 2019- 20	Polio % of Goal
1	Anderson	83	75	3	72	24,372	\$11,250	\$13,122	52.9%	\$83	\$0	\$5,955	\$4,404	\$1,755	\$24	\$3,750	46.8%
1	Clemson	99	95	5	90	17,479	\$15,295	\$2,184	34.0%	\$58	\$1,292	\$5,206	\$4,570	\$4,360	\$48	\$3,230	135.0%
1	Clemson-Calhoun	37	37	3	34	5,861	\$4,350	\$1,511	75.8%	\$97	\$1,152	\$3,297	\$1,703	\$2,190	\$64	\$2,550	85.9%
1	Greater Anderson	83	71	-1	72	42,665	\$15,600	\$27,065	44.1%	\$96	\$170	\$6,885	\$4,982	\$1,188	\$17	\$3,900	30.5%
A-1 AG Tricia McDougald		302	278	10	268	90,377	\$46,495	\$43,882	45.9%	\$80	\$2,614	\$21,343	\$15,659	\$9,493	\$35	\$13,430	70.7%
2	Seneca	50	41	-2	43	7,480	\$8,000		59.8%	\$111	\$169	\$4,783	\$1,020	\$700	\$16	\$1,000	70.0%
2	Seneca Golden Corner	27	22	-2	24	1,490	\$4,200		6.5%	\$11	\$0	\$275	\$672	\$208	\$9	\$1,500	13.8%
2	Walhalla	38	27	-6	33	3,200	\$4,000		5.7%	\$7	\$0	\$227	\$58	\$0	\$0	\$500	0.0%
2	Westminster	37	31	1	30	4,568	\$5,775		60.3%	\$116	\$85	\$3,480	\$250	\$250	\$8	\$2,145	11.7%
A-2 AG Jack Aden		152	121	-9	130	16,738	\$21,975		39.9%	\$67	\$254	\$8,765	\$2,000	\$1,158	\$9	\$5,145	22.5%
3	Greenville	287	251	-17	268	55,497	\$55,000	\$497	82.0%	\$168	\$15,275	\$45,123	\$5,900	\$6,605	\$25	\$8,000	82.6%
3	Greenville Breakfast	19	12	1	11	1,920	\$175	\$1,745	900.0%	\$143	\$500	\$1,575	\$275	\$220	\$20	\$50	440.0%
3	Greenville City Center	62	58	1	57	4,874	\$6,480		37.3%	\$42	\$300	\$2,417	-\$560	\$945	\$17	\$2,700	35.0%
3	Pleasantburg	49	44	0	44	11,419	\$9,416	\$2,003	86.9%	\$186	\$169	\$8,180	\$6,257	\$7,300	\$166	\$6,258	116.7%
A-3 AG Mike Taylor		417	365	-15	380	73,710	\$71,071	\$2,639	80.6%	\$151	\$16,244	\$57,295	\$11,872	\$15,070	\$40	\$17,008	88.6%
4	Inman	25	22	0	22	2,300	\$2,200	\$100	52.3%	\$52	\$0	\$1,150	\$50	\$0	\$0	\$550	0.0%
4	North Spartanburg	48	37	-2	39	5,138	\$5,600		50.0%	\$72	\$0	\$2,800	\$2,100	\$595	\$15	\$2,775	21.4%
4	Spartan West	37	30	-5	35	6,911	\$5,775	\$1,136	6.1%	\$10	\$0	\$350	\$500	\$65	\$2	\$1,650	3.9%
4	Spartanburg	210	194	-3	197	1,170	\$6,000		36.3%	\$11	\$10	\$2,180	\$14,425	\$0	\$0	\$10,000	0.0%
A-4 AG Marc White		320	283	-10	293	15,519	\$19,575		33.1%	\$22	\$10	\$6,480	\$17,075	\$660	\$2	\$14,975	4.4%
5	Blacksburg	20	17	0	17	775	\$1,037		111.9%	\$68	\$0	\$1,160	\$880	\$100	\$6	\$1,020	9.8%
5	Clover	30	25	-2	27	2,625	\$4,480		24.6%	\$41	\$0	\$1,100	\$4,792	\$2,532	\$94	\$5,824	43.5%
5	Gaffney	85	75	-1	76	7,336	\$9,340		14.2%	\$18	\$540	\$1,330	\$1,480	\$546	\$7	\$1,875	29.1%
5	York	35	31	-1	32	9,879	\$10,146		65.5%	\$208	\$0	\$6,646	\$2,135	\$2,120	\$66	\$2,090	101.4%
A-5 AG Babette Sabia		170	148	-4	152	20,615	\$25,003		40.9%	\$67	\$540	\$10,236	\$9,287	\$5,298	\$35	\$10,809	49.0%
6	Fort Mill	85	88	6	82	15,092	\$20,500		103.3%	\$258	\$195	\$21,181	\$100	\$2,100	\$26	\$2,000	105.0%
6	Indian Land	30	19	-1	20	4,995	\$4,536	\$459	26.5%	\$60	\$0	\$1,200	\$765	\$250	\$13	\$1,161	21.5%
6	Indian Land Lunch	2961	2637	0	20	50	\$3,000		66.5%	\$100	\$20	\$1,995	\$50	\$0	\$0	\$500	0.0%
6	Lake Wylie	27	26	1	25	3,616	\$3,800		52.8%	\$80	\$205	\$2,005	\$586	\$1,191	\$48	\$910	130.9%
6	Rock Hill	100	65	1	64	3,627	\$9,600		15.1%	\$23	\$1,000	\$1,450	\$2,400	\$1,174	\$18	\$1,600	73.4%
A-6 AG Lindsay Walker		3,203	2,835	7	211	27,379	\$41,436		67.2%	\$132	\$1,420	\$27,831	\$3,901	\$4,715	\$22	\$6,171	76.4%

A r e a	Club	7/1/2020 Member Goal	Current Members 2-28-20	Member Gain 2-28-20	Members 7/1/19	AF Actual 2018-19	AF Goal 2019-20	AF Goal Shortfall vs. LY	% AF Goal Achieved 2019-20	AFPer Capita 2019-20	AF Month	AF YTD 2019-20	Polio Actual 2019-20	Polio YTD 2019-20	Polio Per Capita 2019-20	Polio Goal 2019- 20	Polio % of Goal
7	Chester	54	58	3	55	3,015	\$6,450		7.4%	\$9	\$0	\$475	\$2,780	\$2,940	\$53	\$3,900	75.4%
7	Lancaster	72	66	1	65	4,217	\$3,808	\$409	34.3%	\$20	\$0	\$1,307	\$3,675	\$4,427	\$68	\$1,700	260.4%
7	Lancaster Breakfast	60	55	2	53	5,125	\$5,060	\$65	16.3%	\$16	\$25	\$825	\$1,286	\$600	\$11	\$825	72.7%
7	Winnboro	30	30	0	30	1,450	\$1,000	\$450	100.0%	\$33	\$0	\$1,000	\$300	\$0	\$0	\$250	0.0%
A-7 AG Joyce Morin		216	209	6	203	13,807	\$16,318		22.1%	\$18	\$25	\$3,607	\$8,041	\$7,967	\$39	\$6,675	119.3%
8	Aiken	187	189	8	181	25,370	\$22,875	\$2,495	50.7%	\$64	\$85	\$11,600	\$5,536	\$0	\$0	\$5,490	0.0%
8	Aiken Sunrise	40	35	1	34	8,385	\$7,000	\$1,385	57.8%	\$119	\$175	\$4,045	\$1,510	\$960	\$28	\$2,400	40.0%
8	Batesburg-Leesville	16	13	-1	14	2,934	\$2,935		0.0%	\$0	\$0	\$0	\$2,202	\$650	\$46	\$3,500	18.6%
8	North Augusta	30	26	0	26	1,900	\$3,150		19.0%	\$23	\$0	\$600	\$695	\$700	\$27	\$1,050	66.7%
8	Twin City of Batesburg- Leesville	23	20	0	20	3,416	\$3,885		38.1%	\$74	\$100	\$1,482	\$1,050	\$0	\$0	\$1,050	0.0%
A-8 AG Rysheeka Bush		296	283	8	275	42,005	\$39,845	\$2,160	44.5%	\$64	\$360	\$17,727	\$10,993	\$2,310	\$8	\$13,490	17.1%
9	Abbeville	61	48	-4	52	5,460	\$5,500		44.5%	\$47	\$0	\$2,450	\$150	\$0	\$0	\$1,000	0.0%
9	EClub of the Carolinas	33	27	-1	28	12,015	\$5,000	\$7,015	97.5%	\$174	\$285	\$4,873	\$3,775	\$1,180	\$42	\$1,000	118.0%
9	Emerald City	75	66	-3	69	33,000	\$28,000	\$5,000	53.8%	\$218	\$115	\$15,061	\$5,000	\$4,255	\$62	\$3,500	121.6%
9	Greenwood	130	115	0	115	47,410	\$20,125	\$27,285	295.9%	\$518	\$30	\$59,545	\$2,835	\$10,044	\$87	\$5,000	200.9%
A-9 AG Stephen Baggett		299	256	-8	264	97,885	\$58,625	\$39,260	139.8%	\$310	\$430	\$81,929	\$11,760	\$15,479	\$59	\$10,500	147.4%
10	Clinton	34	38	7	31	2,430	\$4,000		38.8%	\$50	\$0	\$1,550	\$50	\$600	\$19	\$1,000	60.0%
10	Laurens	62	59	3	56	5,875	\$7,000		41.4%	\$52	\$0	\$2,900	\$2,856	\$272	\$5	\$1,500	18.1%
10	Newberry	83	75	-3	78	33,410	\$18,000	\$15,410	81.5%	\$188	\$150	\$14,675	\$5,103	\$3,238	\$42	\$3,500	92.5%
10	Union	49	44	-3	47	6,608	\$7,536		30.2%	\$48	\$0	\$2,275	\$6,133	\$2,275	\$48	\$2,496	91.1%
A-10 AG Michael Seymour		228	216	4	212	48,323	\$36,536	\$11,787	58.6%	\$101	\$150	\$21,400	\$14,142	\$6,385	\$30	\$8,496	75.2%
11	Fountain Inn	28	30	3	27	4,040	\$1,800	\$2,240	120.0%	\$80	\$20	\$2,160	\$369	\$1,000	\$37	\$600	166.7%
11	Golden Strip Sunrise	16	14	0	14	2,800	\$1,500	\$1,300	20.0%	\$21	\$25	\$300	\$2,425	\$0	\$0	\$500	0.0%
11	Mauldin	28	22	-3	25	225	\$5,850		0.0%	\$0	\$0	\$0	\$50	\$0	\$0	\$3,900	0.0%
11	Simpsonville	50	40	-1	41	6,471	\$6,765		38.1%	\$63	\$85	\$2,578	\$1,036	\$613	\$15	\$2,000	30.7%
A-11 AG Lisa Forrester		122	106	-1	107	13,536	\$15,915		31.7%	\$47	\$130	\$5,038	\$3,880	\$1,613	\$15	\$7,000	23.0%
12	Easley	70	62	2	60	5,575	\$9,000		49.4%	\$74	\$0	\$4,450	\$2,250	\$0	\$0	\$1,000	0.0%
12	The Reedy River	42	40	3	36	19,420	\$22,040		20.3%	\$125	\$85	\$4,483	\$3,000	\$870	\$24	\$6,270	13.9%
12	Pickens	48	40	-4	44	4,405	\$5,400		41.7%	\$51	\$0	\$2,250	\$1,760	\$200	\$5	\$2,025	9.9%
12	The Foothills, TR	14	10	-2	12	2,950	\$1,860	\$1,090	0.0%	\$0	\$0	\$0	\$100	\$20	\$2	\$600	3.3%
A-12 AG Karen Culley		174	152	-1	152	32,350	\$38,300		29.2%	\$74	\$85	\$11,183	\$7,110	\$1,090	\$7	\$9,895	11.0%
District 7750						3,650					\$0	\$0	\$2,000	\$0			
Totals		5899	5,252	-13	2,647	495,894	\$431,094	\$64,800	63.3%	\$103	\$22,263	\$272,834	\$117,720	\$71,237	\$27	\$123,594	57.6%

Area Summary

	7/1/2020 Member Goal	Current Members 2-28-20	Member Gain 2-28-20	Members 7/1/19	AF Actual 2018-19	AF Goal 2019-20	AF Goal Shortfall vs. LY	% AF Goal Achieved 2019-20	AFPer Capita 2019-20	AF Month	AF YTD 2019-20	Polio Actual 2019-20	Polio YTD 2019-20	Polio Per Capita 2019-20	Polio Goal 2019- 20	Polio % of Goal
A-1 AG Tricia McDougald	302	278	10	268	90,377	\$46,495	\$43,882	45.9%	\$80	\$2,614	\$21,343	\$15,659	\$9,493	\$35	\$13,430	70.7%
A-2 AG Jack Aden	152	121	-9	130	16,738	\$21,975		39.9%	\$67	\$254	\$8,765	\$2,000	\$1,158	\$9	\$5,145	22.5%
A-3 AG Mike Taylor	417	365	-15	380	73,710	\$71,071	\$2,639	80.6%	\$151	\$16,244	\$57,295	\$11,872	\$15,070	\$40	\$17,008	88.6%
A-4 AG Marc White	320	283	-10	293	15,519	\$19,575		33.1%	\$22	\$10	\$6,480	\$17,075	\$660	\$2	\$14,975	4.4%
A-5 AG Babette Sabia	170	148	-4	152	20,615	\$25,003		40.9%	\$67	\$540	\$10,236	\$9,287	\$5,298	\$35	\$10,809	49.0%
A-6 AG Lindsay Walker	3203	2835	7	211	27,379	\$41,436		67.2%	\$132	\$1,420	\$27,831	\$3,901	\$4,715	\$22	\$6,171	76.4%
A-7 AG Joyce Morin	216	209	6	203	13,807	\$16,318		22.1%	\$18	\$25	\$3,607	\$8,041	\$7,967	\$39	\$6,675	119.3%
A-8 AG Rysheeka Bush	296	283	8	275	42,005	\$39,845	\$2,160	44.5%	\$64	\$360	\$17,727	\$10,993	\$2,310	\$8	\$13,490	17.1%
A-9 AG Stephen Baggett	299	256	-8	264	97,885	\$58,625	\$39,260	139.8%	\$310	\$430	\$81,929	\$11,760	\$15,479	\$59	\$10,500	147.4%
A-10 AG Michael Seymour	228	216	4	212	48,323	\$36,536	\$11,787	58.6%	\$101	\$150	\$21,400	\$14,142	\$6,385	\$30	\$8,496	75.2%
A-11 AG Lisa Forrester	122	106	-1	107	13,536	\$15,915		31.7%	\$47	\$130	\$5,038	\$3,880	\$1,613	\$15	\$7,000	23.0%
A-12 AG Karen Culley	174	152	-1	152	32,350	\$38,300		29.2%	\$74	\$85	\$11,183	\$7,110	\$1,090	\$7	\$9,895	11.0%
Totals	5899	5252	-13	2,647	492,244	431,094	\$99,727	63.3%	\$103	\$22,263	\$272,834	\$115,720	\$71,237	\$27	\$123,594	57.6%

Top Giving Clubs (Annual Fund)

Top Clubs by % of AF Goal Achieved

1	Greenville Breakfast	900%
2	Greenwood	296%
3	Fountain Inn	120%
4	Blacksburg	112%
5	Fort Mill	103%

Top Clubs by AF Per Capita

1	Greenwood	\$517.78
2	Fort Mill	\$258.31
3	Emerald City	\$218.28
4	York	\$207.69
5	Newberry	\$188.14

Top Clubs by Total AF Giving

1	Greenwood	\$59,545
2	Greenville	\$45,123
3	Fort Mill	\$21,181
4	Emerald City	\$15,061
5	Newberry	\$14,675

Top Giving Clubs (Polio)

Top Clubs by % of Polio Goal Achieved

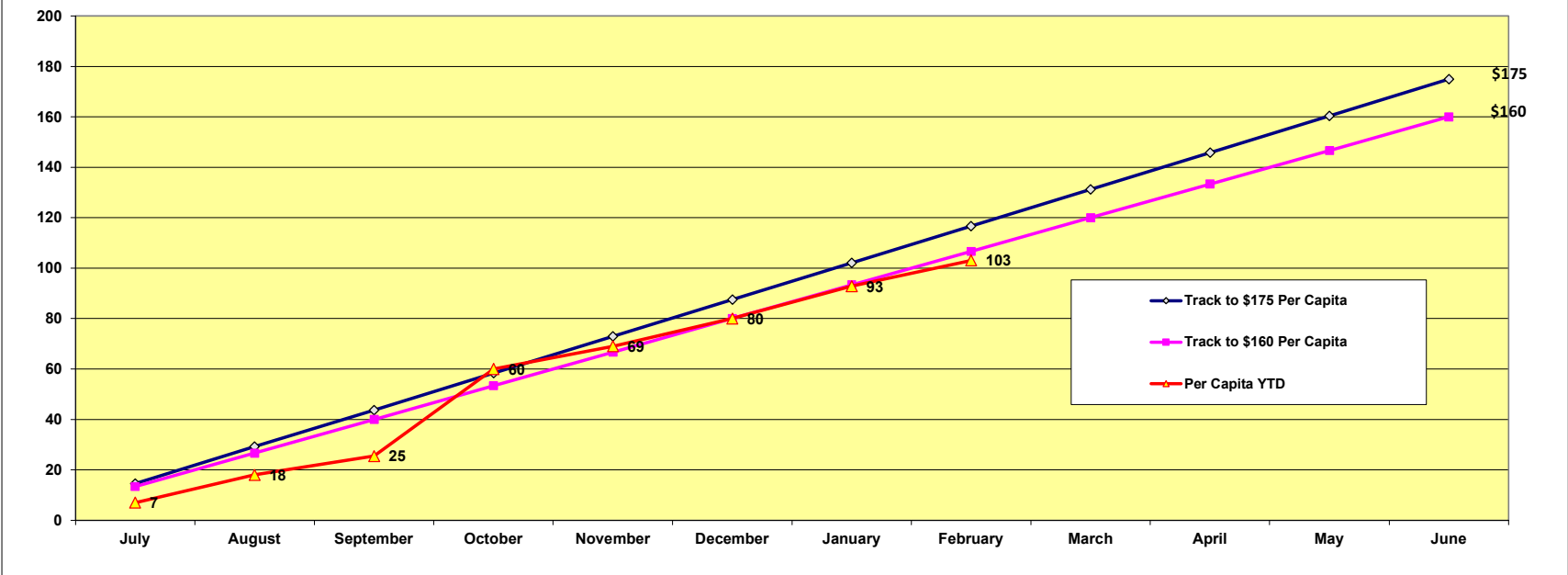
1	Greenville Breakfast	440%
2	Lancaster	260%
3	Greenwood	201%
4	Fountain Inn	167%
5	Clemson	135%

Top Clubs by Total Polio Giving

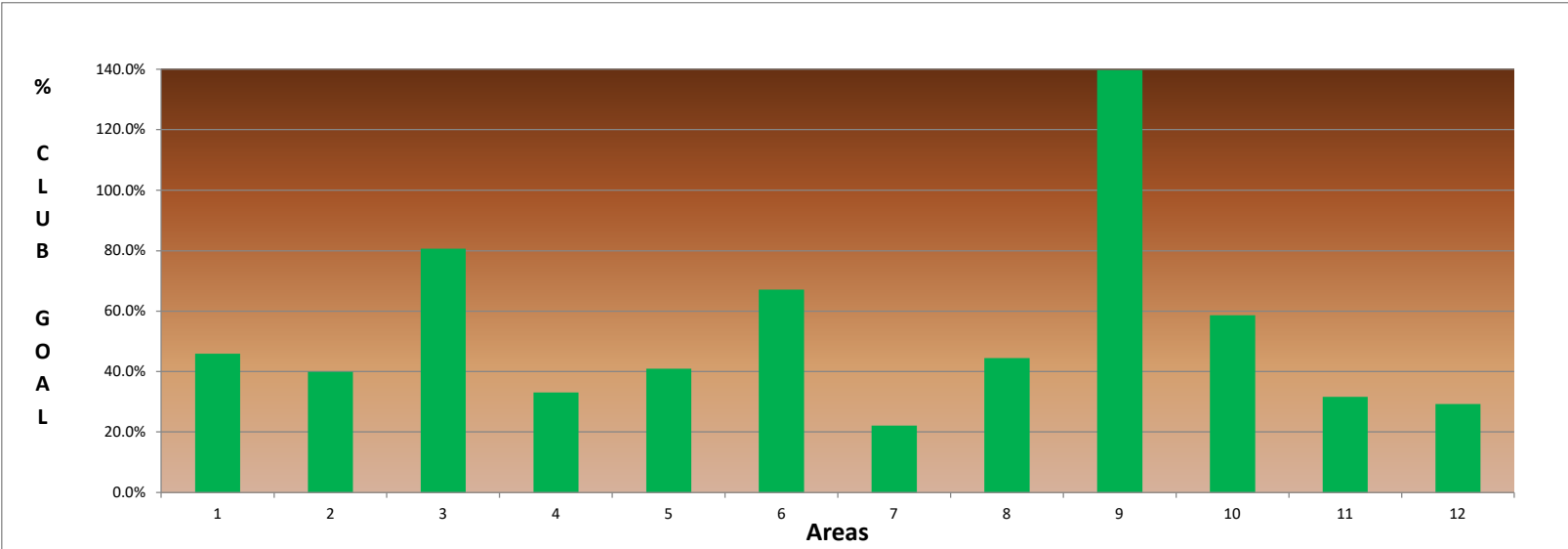
1	Greenwood	\$10,044
2	Pleasantburg	\$7,300
3	Greenville	\$6,605
4	Lancaster	\$4,427
5	Clemson	\$4,360

District Statistics

6 Clubs hav Clubs have achieved 100% of their AF Goal
 11 Clubs hav Clubs have achieved 75% of their AF Goal
 13 Clubs hav Clubs have achieved 100% of their Polio Goal
 8 Clubs are Clubs are over \$150 AF Per Capita
 13 Clubs are Clubs are over \$100 AF Per Capita
 0 Clubs hav Clubs have given \$5 Total to the AF (Zero Giving)
 0 Clubs hav Clubs have given \$5 Total to Polio (Zero Giving)
 1 Areas hav Areas have achieved 100% of their AF Goal
 2 Areas hav Areas have achieved 75% of their AF Goal
 1 Areas are Areas are over \$200 AF Per Capita
 4 Areas are Areas are over \$100 AF Per Capita

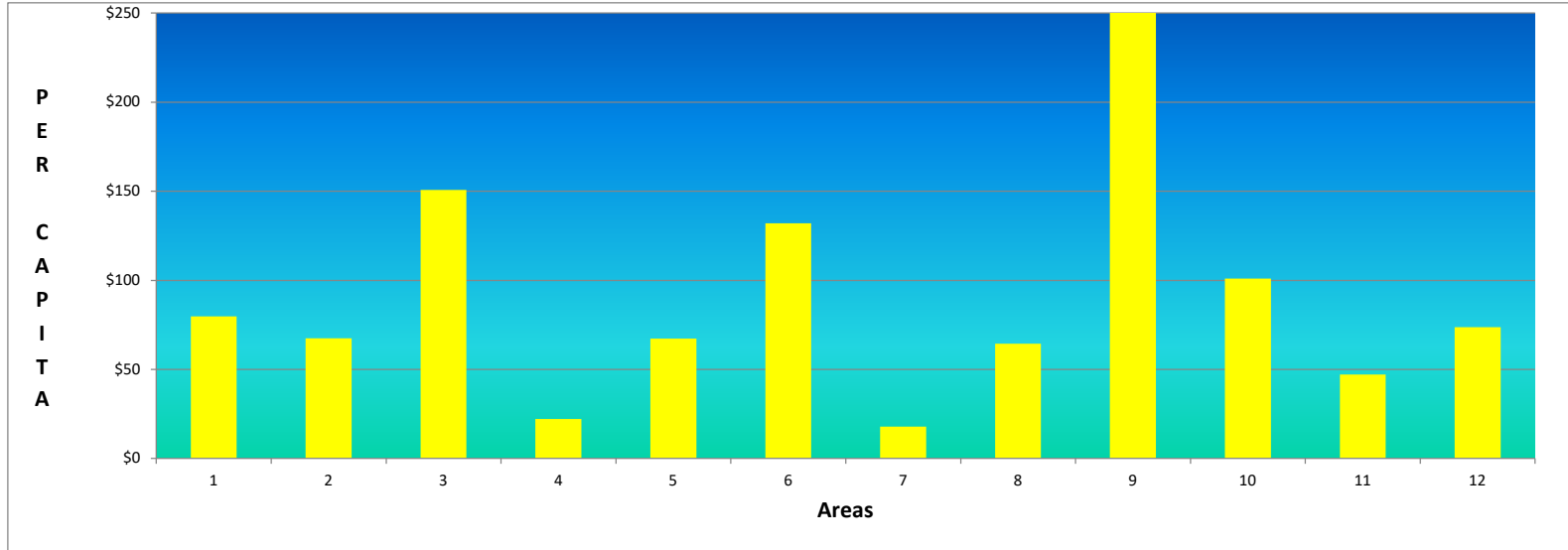


% of Club AF Goal Achieved - By Area



AF Per Capita - By Area

Goal is \$175



All Clubs Ranked by % of AF Goal Achieved

1	Greenville Breakfast	900%
2	Greenwood	296%
3	Fountain Inn	120%
4	Blacksburg	112%
5	Fort Mill	103%
6	Winnsboro	100%
7	EClub of the Carolinas	97%
8	Pleasantburg	87%
9	Greenville	82%
10	Newberry	82%
11	Clemson-Calhoun	76%
12	Indian Land Lunch	67%
13	York	66%
14	Westminster	60%
15	Seneca	60%
16	Aiken Sunrise	58%
17	Emerald City	54%
18	Anderson	53%
19	Lake Wylie	53%
20	Inman	52%
21	Aiken	51%
22	North Spartanburg	50%
23	Easley	49%
24	Abbeville	45%
25	Greater Anderson	44%
26	Pickens	42%
27	Laurens	41%
28	Clinton	39%
29	Twin City of Batesburg-Leesville	38%
30	Simpsonville	38%

All Clubs Ranked by % of Polio Goal Achieved

1	Greenville Breakfast	440%
2	Lancaster	260%
3	Greenwood	201%
4	Fountain Inn	167%
5	Clemson	135%
6	Lake Wylie	131%
7	Emerald City	122%
8	EClub of the Carolinas	118%
9	Pleasantburg	117%
10	Fort Mill	105%
11	York	101%
12	Newberry	93%
13	Union	91%
14	Clemson-Calhoun	86%
15	Greenville	83%
16	Chester	75%
17	Rock Hill	73%
18	Lancaster Breakfast	73%
19	Seneca	70%
20	North Augusta	67%
21	Clinton	60%
22	Anderson	47%
23	Clover	43%
24	Aiken Sunrise	40%
25	Greenville City Center	35%
26	Simpsonville	31%
27	Greater Anderson	30%
28	Gaffney	29%
29	Indian Land	22%
30	North Spartanburg	21%

31	Greenville City Center	37%
32	Spartanburg	36%
33	Lancaster	34%
34	Clemson	34%
35	Union	30%
36	Indian Land	26%
37	Clover	25%
38	The Reedy River	20%
39	Golden Strip Sunrise	20%
40	North Augusta	19%
41	Lancaster Breakfast	16%
42	Rock Hill	15%
43	Gaffney	14%
44	Chester	7%
45	Seneca Golden Corner	7%
46	Spartan West	6%
47	Walhalla	6%
48		0%
49		0%
50		0%

31	Batesburg-Leesville	19%
32	Laurens	18%
33	The Reedy River	14%
34	Seneca Golden Corner	14%
35	Westminster	12%
36	Pickens	10%
37	Blacksburg	10%
38	Spartan West	4%
39	The Foothills, TR	3%
40		0%
41		0%
42		0%
43		0%
44		0%
45		0%
46		0%
47		0%
48		0%
49		0%
50		0%

All Clubs Ranked by AF Per Capita

1	Greenwood	\$517.78
2	Fort Mill	\$258.31
3	Emerald City	\$218.28
4	York	\$207.69
5	Newberry	\$188.14
6	Pleasantburg	\$185.91
7	EClub of the Carolinas	\$174.02
8	Greenville	\$168.37
9	Greenville Breakfast	\$143.18
10	The Reedy River	\$124.53
11	Aiken Sunrise	\$118.97
12	Westminster	\$116.00
13	Seneca	\$111.23
14	Indian Land Lunch	\$99.75
15	Clemson-Calhoun	\$96.98
16	Greater Anderson	\$95.63
17	Anderson	\$82.71
18	Lake Wylie	\$80.20
19	Fountain Inn	\$80.00
20	Easley	\$74.17
21	Twin City of Batesburg-Leesville	\$74.10
22	North Spartanburg	\$71.79
23	Blacksburg	\$68.24
24	Aiken	\$64.09
25	Simpsonville	\$62.88
26	Indian Land	\$60.00
27	Clemson	\$57.84
28	Inman	\$52.27
29	Laurens	\$51.79
30	Pickens	\$51.14
31	Clinton	\$50.00
32	Union	\$48.40
33	Abbeville	\$47.12

All Clubs Ranked by Polio Per Capita

1	Pleasantburg	\$165.91
2	Clover	\$93.77
3	Greenwood	\$87.34
4	Lancaster	\$68.10
5	York	\$66.25
6	Clemson-Calhoun	\$64.41
7	Emerald City	\$61.67
8	Chester	\$53.45
9	Clemson	\$48.44
10	Union	\$48.40
11	Lake Wylie	\$47.64
12	Batesburg-Leesville	\$46.43
13	EClub of the Carolinas	\$42.14
14	Newberry	\$41.52
15	Fountain Inn	\$37.04
16	Aiken Sunrise	\$28.24
17	North Augusta	\$26.92
18	Fort Mill	\$25.61
19	Greenville	\$24.65
20	Anderson	\$24.38
21	The Reedy River	\$24.17
22	Greenville Breakfast	\$20.00
23	Clinton	\$19.35
24	Rock Hill	\$18.34
25	Greenville City Center	\$16.58
26	Greater Anderson	\$16.50
27	Seneca	\$16.28
28	North Spartanburg	\$15.26
29	Simpsonville	\$14.95
30	Indian Land	\$12.50
31	Lancaster Breakfast	\$11.32
32	Seneca Golden Corner	\$8.65
33	Westminster	\$8.33

34	Greenville City Center	\$42.40
35	Clover	\$40.74
36	Winnsboro	\$33.33
37	North Augusta	\$23.08
38	Rock Hill	\$22.66
39	Golden Strip Sunrise	\$21.43
40	Lancaster	\$20.10
41	Gaffney	\$17.50
42	Lancaster Breakfast	\$15.57
43	Seneca Golden Corner	\$11.46
44	Spartanburg	\$11.07
45	Spartan West	\$10.00
46	Chester	\$8.64
47	Walhalla	\$6.88
48		\$0.00
49		\$0.00
50		\$0.00

34	Gaffney	\$7.18
35	Blacksburg	\$5.88
36	Laurens	\$4.85
37	Pickens	\$4.55
38	Spartan West	\$1.86
39	The Foothills, TR	\$1.67
40		\$0.00
41		\$0.00
42		\$0.00
43		\$0.00
44		\$0.00
45		\$0.00
46		\$0.00
47		\$0.00
48		\$0.00
49		\$0.00
50		\$0.00

All Clubs Ranked by Total AF Giving

1	Greenwood	\$59,545
2	Greenville	\$45,123
3	Fort Mill	\$21,181
4	Emerald City	\$15,061
5	Newberry	\$14,675
6	Aiken	\$11,600
7	Pleasantburg	\$8,180
8	Greater Anderson	\$6,885
9	York	\$6,646
10	Anderson	\$5,955
11	Clemson	\$5,206
12	EClub of the Carolinas	\$4,873
13	Seneca	\$4,783
14	The Reedy River	\$4,483
15	Easley	\$4,450
16	Aiken Sunrise	\$4,045
17	Westminster	\$3,480
18	Clemson-Calhoun	\$3,297
19	Laurens	\$2,900
20	North Spartanburg	\$2,800
21	Simpsonville	\$2,578
22	Abbeville	\$2,450
23	Greenville City Center	\$2,417
24	Union	\$2,275
25	Pickens	\$2,250
26	Spartanburg	\$2,180
27	Fountain Inn	\$2,160
28	Lake Wylie	\$2,005
29	Indian Land Lunch	\$1,995
30	Greenville Breakfast	\$1,575
31	Clinton	\$1,550
32	Twin City of Batesburg-Leesville	\$1,482

All Clubs Ranked by Total Polio Giving

1	Greenwood	\$10,044
2	Pleasantburg	\$7,300
3	Greenville	\$6,605
4	Lancaster	\$4,427
5	Clemson	\$4,360
6	Emerald City	\$4,255
7	Newberry	\$3,238
8	Chester	\$2,940
9	Clover	\$2,532
10	Union	\$2,275
11	Clemson-Calhoun	\$2,190
12	York	\$2,120
13	Fort Mill	\$2,100
14	Anderson	\$1,755
15	Lake Wylie	\$1,191
16	Greater Anderson	\$1,188
17	EClub of the Carolinas	\$1,180
18	Rock Hill	\$1,174
19	Fountain Inn	\$1,000
20	Aiken Sunrise	\$960
21	Greenville City Center	\$945
22	The Reedy River	\$870
23	Seneca	\$700
24	North Augusta	\$700
25	Batesburg-Leesville	\$650
26	Simpsonville	\$613
27	Lancaster Breakfast	\$600
28	Clinton	\$600
29	North Spartanburg	\$595
30	Gaffney	\$546
31	Laurens	\$272
32	Westminster	\$250

33	Rock Hill	\$1,450
34	Gaffney	\$1,330
35	Lancaster	\$1,307
36	Indian Land	\$1,200
37	Blacksburg	\$1,160
38	Inman	\$1,150
39	Clover	\$1,100
40	Winnsboro	\$1,000
41	Lancaster Breakfast	\$825
42	North Augusta	\$600
43	Chester	\$475
44	Spartan West	\$350
45	Golden Strip Sunrise	\$300
46	Seneca Golden Corner	\$275
47	Walhalla	\$227
48		\$0
49		\$0
50		\$0

33	Indian Land	\$250
34	Greenville Breakfast	\$220
35	Seneca Golden Corner	\$208
36	Pickens	\$200
37	Blacksburg	\$100
38	Spartan West	\$65
39	The Foothills, TR	\$20
40		\$0
41		\$0
42		\$0
43		\$0
44		\$0
45		\$0
46		\$0
47		\$0
48		\$0
49		\$0
50		\$0

All Areas Ranked by % of AF Goal Achieved

1	A-9 AG Stephen Baggett	139.8%
2	A-3 AG Mike Taylor	80.6%
3	A-6 AG Lindsay Walker	67.2%
4	A-10 AG Michael Seymour	58.6%
5	A-1 AG Tricia McDougald	45.9%
6	A-8 AG Rysheeka Bush	44.5%
7	A-5 AG Babette Sabia	40.9%
8	A-2 AG Jack Aden	39.9%
9	A-4 AG Marc White	33.1%
10	A-11 AG Lisa Forrester	31.7%
11	A-12 AG Karen Culley	29.2%
12	A-7 AG Joyce Morin	22.1%

All Areas Ranked by AF Per Capita

1	A-9 AG Stephen Baggett	\$310.34
2	A-3 AG Mike Taylor	\$150.78
3	A-6 AG Lindsay Walker	\$131.90
4	A-10 AG Michael Seymour	\$100.94
5	A-1 AG Tricia McDougald	\$79.64
6	A-12 AG Karen Culley	\$73.57
7	A-2 AG Jack Aden	\$67.42
8	A-5 AG Babette Sabia	\$67.34
9	A-8 AG Rysheeka Bush	\$64.46
10	A-11 AG Lisa Forrester	\$47.08
11	A-4 AG Marc White	\$22.12
12	A-7 AG Joyce Morin	\$17.77

All Areas Ranked by Total AF Giving

1	A-9 AG Stephen Baggett	\$81,929
2	A-3 AG Mike Taylor	\$57,295
3	A-6 AG Lindsay Walker	\$27,831
4	A-10 AG Michael Seymour	\$21,400
5	A-1 AG Tricia McDougald	\$21,343
6	A-8 AG Rysheeka Bush	\$17,727
7	A-12 AG Karen Culley	\$11,183
8	A-5 AG Babette Sabia	\$10,236
9	A-2 AG Jack Aden	\$8,765
10	A-4 AG Marc White	\$6,480
11	A-11 AG Lisa Forrester	\$5,038
12	A-7 AG Joyce Morin	\$3,607