



# 7750

ROTARY INTERNATIONAL

October is Economic and Community Development Month.



District Governor  
**LANCE S. YOUNG**  
 DG2016@rotary7750.org  
 864-557-0182  
 116 Kimborough Street  
 Greenville, SC 29607

Career days and GED scholarships are two ways we can promote economic development.



World Polio Day is October 24. Inside this newsletter are several articles that will help you as you plan ways to celebrate the day. And, don't forget the Skip-A-Meal fundraiser.

## 5 ways Rotary promotes ECONOMIC & COMMUNITY DEVELOPMENT

BY IPDG TERRY WEAVER

October is Economic & Community Development Month on the Rotary calendar. But isn't that about enticing companies to relocate to South Carolina and bring jobs? Aren't there agencies that do that?

How in the world can a Rotarian or a Rotary club be a force in Economic and Community Development?

*Answer: One family at a time.*

You see, taken on a family-by-family basis, economic development is simply helping someone up the economic food chain. Helping them build skills to increase their income or find a better job with higher pay and better working conditions. It's a hand up vs. a handout—a project that produces self-reliance vs. dependency.

More, next page →



### GIFTS FROM DISTRICT ROTARIANS MAKE ECONOMIC DEVELOPMENT GRANTS POSSIBLE

DG Lance Young presented PDG Carol Burdette with her Rotary Foundation Major Donor crystal and pin during his official visit to the Anderson Rotary Club. Also present were AGs Crossie Cox (Area 1) and Frank Cox (Area 2). Gifts such as Carol's make it possible for us to fund grants for economic and community development, including the school in Haiti. We can also fund our district grants for local literacy projects (and many others) because of the generous donations of Rotarians, like Carol. November is our emphasis month on the Rotary Foundation, so begin now to consider what you can do to support Rotary's work locally and globally.

**THROUGH SEPT. 28, WE ARE UP 42 MEMBERS FOR 2016-17.**



These students in Corporant, Haiti, are learning building-related trades because a Global Grant our district sponsors supports the vocational school and curriculum. Two members of the E-Club of the Carolinas live in Haiti.

## Economic & community development—

Rotary's Vocational Service Avenue is about doing good in the world (and at home) through our vocational skills, gifts and talents. A well-designed Vocational Service project can leverage Rotarians' talents to promote economic development in a variety of ways:

**1** The Rotary clubs of Metro Greenville partner with the Greenville Literacy Association by providing scholarships to cover the surprisingly high cost of taking the GED test for low-income students. A GED is a ticket to economic development for that graduate, qualifying them for many more jobs at higher pay than someone with no High School diploma.

**2** Several clubs do career days, job shadowing, career roundtables or career mentoring of high school students. Helping

a student get on a path toward a good-paying career is economic development. Some of those students will one day start or run a business that provides jobs for others seeking to move up the economic food chain.

**3** One club is working on a project to mentor disadvantaged business owners—to help speed their path toward success and economic self-sufficiency. A Rotary District in Detroit is providing micro lending to disadvantaged startup businesses.

**4** Habitat for Humanity is in the business of Community Development, providing affordable housing, one family at a time. One D-7750 Rotary club funded a Habitat house entirely on its own, and smaller clubs have teamed up

with each other to do the same.

**5** Our District has directed Global Grants from The Rotary Foundation toward a Vocational School in Haiti where students are learning skills and trades that qualify them for much better income than farm laborers.

What's your club's opportunity to be a force for Economic Development? How about making the rounds of workforce development agencies in your county, asking what the needs are and who needs a hand up? How can Rotary provide mentorship and vocational know-how to help? Then organize that into a project that will make a difference, one family at a time. District Vocational Service Chair Joan Burket is available to help if needed.



## Membership Note

BY DGE ED IRICK

Rotary Club of Greenville Evening  
District Membership Chair

Recent articles in the District 7750 Newsletter and communications throughout the district have emphasized the importance of membership growth.

DG Lance has identified membership as his top priority. Club presidents are emphasizing the importance of growth. This concerted effort is showing positive results.

As of September 28, the district has grown by 42 members. This increase is 15 members more


than the increase experienced last year at this time. This is great news, and we are on the right path. Lets keep it up.

Clubs in which members take **pride** in their club and are **passionate** about being Rotarians are by nature healthy vibrant clubs. Members of these clubs are engaged in club activities. They are having fun being Rotarians. These clubs attract and retain new members. They grow.

We should all aspire to be a member of a healthy and vibrant

club. Are you having fun being a Rotarian? If not, ask yourself why you joined Rotary in the first place. What did you expect to get out of Rotary? If your club is not meeting your expectations do something about it. Push your leadership to provide opportunities to put the fun back in Rotary. All members do not necessarily have to be engaged in every project, but all should be engaged in a project.

Lets have some fun and grow Rotary.



DG Lance with new member Ben Leader at the Rotary Club of Rock Hill.

## Lance inducts old acquaintance into Rock Hill club

DG Lance inducted Ben Leader into the Rock Hill Rotary Club on Sept. 8. It was a special induction for him. Ben is now a lawyer, moved to Rock Hill and has just gotten married.

“I knew Ben as a student at Clemson University where we went through Tiger Brotherhood organization together. When I was at Clemson and he was a student, I invited Ben to

attend the Clemson Rotary Club. This was the first time he had been to a Rotary club. He knew a little information about Rotary and knew it was a service organization and an opportunity to do good in the world. So, he decided to join the Rock Hill club. He has already updated their Constitution and Bylaws!”

More from the Rock Hill club on page 7.

# STRENGTHEN YOUR CLUB

## 7 habits of effective Rotarians

BY JOHN KIMBELL

The idea for this article comes from Steven Covey's popular book entitled, "The Seven Habits of Highly Effective People." Mr. Covey's research found that highly effective and thus successful people who made an impact in their various fields shared a specific set of character traits and habits. Over the past 10 years, leaders have written on the habits of effective Rotarians. This version is driven and adapted from some great work.

District Governor Lance Young calls on us to fulfill RI's theme Rotarians Serving Humanity ... through People, Pride and Passion. Vibrant Rotary clubs are driven by effective people. Let's look at the key habits.

**1. PARTICIPATION:** Effective Rotarians are engaged with a priority to attend club meetings and complete timely make ups. They are active on committees, fundraising and service projects. They are keen to attend all club events and district functions and even the Rotary International Convention.

**2. FELLOWSHIP:** Effective Rotarians enjoy and value their relationships and know that fellowship is a key value of Rotary (# 2 joining & retention factor). They go out of their way to talk to those whom they do not know and believe a stranger is just a friend they have not met yet.

**3. VOCATION:** Effective Rotarians respect every vocation. They firmly believe that each vocation provides a cog in the wheel and is important. They advocate living Rotary values and the Four Way Test in the work place as part of excellence in each vocation.

**4. DISCIPLINE:** Effective Rotarians understand the value of self-discipline and know that productive accomplishments are hard to achieve without it.

**5. WORK, WEALTH AND WISDOM:** Effective Rotarians are purpose-driven in Rotary and contribute to success and impact with their resources. They are effective with the proper balance between their family, vocation and community.

**6. EMPATHY/SERVICE:** Effective Rotarians care deeply about helping others and seek to make a difference in their community locally and globally (# 1 joining & retention factor).

**7. IMAGE OF ROTARY:** Effective Rotarians know they are an important part of the great Rotary brand. They maintain a positive attitude and portray a good image of Rotary, both inside and outside the organization. They proudly wear their Rotary pin and clothing.

Effective Rotarians share their passion and pride with others. They tell their personal Rotary story. In so doing, they invite others to meetings and service projects to help grow Rotary, enhance impact and share the rewards of Service Above Self.



*John Kimbell is a member of E Rotary of the Carolinas. He is a member of the District GRAT and Rotary Leadership Institute Committee. His email is [jkimbell46@gmail.com](mailto:jkimbell46@gmail.com).*



Pictured, from left, are club members Wayne Frady, Eddie Perry, past president and Tri-State Relays director and Don Lesley, club president.

## Golden Corner gives gift cards to eight schools to support physical ed

The Seneca Golden Corner Rotary Club presented eight area elementary schools with gift cards to support physical education programs.

The funds were raised at the Rotary Club's sponsored Tri-State Relays held at Seneca High School. Gift cards were presented to Northside, Blue Ridge, Fair-Oak, Central, Ravenel, Orchard Park, Walhalla and Westminster elementary schools.

Golden Corner Rotary Club fundraisers support area schools, including GED scholarships, Backpack Food Program and Rotary Youth Leadership Academy.

Supporters of the Tri-State Relays included Bountyland Quick Stops, Jeff Bright and WFBS FM radio 107.9, Orange and White sports publication of the Independent Mail; Stancil, Cooley, Estep and Stampy of Seneca; Oconee Federal Savings and Loan, Seneca Light and Water, Vic Holley and Foothills Insurance Agency; Eddie Perry and Golden Corner Flying Club; Drs. Martin and Hare, DDS; Lorraine Harding Real Estate; Sherrie Orr and Frady's Moving and Storage; Gene Williams Family; Oconee Adult Education; Cammie Kaiser and Family.



Golden Corner Rotary Club secretary Cammie Kaiser pins Jessie Deshon with the Toussaint Law Firm as the newest member of the club. Pictured from left are Don Lesley, president of the Golden Corner Rotary Club; Cammie, Jessie, and her sponsor Jon Adams.



Jon Adams, center, recently received his Paul Harris Fellow during a ceremony at the Golden Corner Rotary Club. Jon was recognized for his service to Rotary International and the Rotary International Foundation. Pictured from left, are Don Lesley, Golden Corner Rotary Club president; Adams, and Vic Holley, director of the club's Rotary Foundation committee.



SENECA GOLDEN CORNER





Union president Torance Inman presents a donation to Rotarian Mike Cassels, Interact Club Sponsor, for the Union County High School Interact Club. The donation will help the club with their meetings, materials, and projects.



Union president Torance Inman presents a donation to Rita Drinkwine, Director of Union Carnegie Library.



Mike Anthony spoke to the Rotary Club about issues on a state level and the local level.



↑ President-Elect Annie Smith welcomed Amy Austin to the club. Amy gave an update on the Miracle League's All-Inclusive Playground, their ballgames and how important being a Miracle League buddy is to the players! The Rotary Club of Union donated \$10,000 to help purchase a piece of playground equipment for the All-Inclusive Playground. Union Rotarians will assist the Miracle League with the installation of playground equipment in the near future. This playground will be located at the Timken Park near Rotary Field where teams have been playing ball for several years.



← John Baarcke introduced William 'Bill' Roach to the club. Bill, Union County Schools Superintendent, spoke about his vision, behaviors that can lead to a positive life, and his "Winsome Culture".



## UPCOMING Events of interest to 7750 Rotarians

Oct. 7	RLI	Charlotte
Oct. 13-16	Zones 33-34 Institute	Charlotte
Oct. 29	RLI	Duncan
Feb. 3-4	All-Club Conference, Foundation Dinner, Training Seminars, Pre-PETS	Greenville



DG Lance being presented with \$2,650 check to Polio Plus by our Treasurer David Lisk.



Bag piper Liam Broughton.



DG Lance pinning Paul Harris Fellow Frank Walker with Paul Harris Fellow pin.



Rebecca Melton giving Service Projects report at our Board meeting;



DG Lance pinning Carolyn Rogers with PHF pin;



The governor's shoes.



← Rock Hill Police Chief Chris Watts and Lindsay Walker;

← DG Lance presenting DG Medallions to (l to r) Ben Leader, Carolyn Rogers and Chris Watts.

**Rotary**  
ROCK HILL 

## Governor's visit to Rock Hill means busy meeting, many awards

BY LINDSAY WALKER

DG Lance Young visited the Rotary Club of Rock Hill Sept. 8, accompanied by Assistant District Governor Mary Sieck. They attended our Board meeting to meet with club leadership and hear a presentation of our strategic vision, which was followed by Governor Lance's many good suggestions for achievement. The meeting was anything but regular as we welcomed his visit with bag pipe music, an Honor Guard presentation of Colors by the Rock Hill Police Department, and Police Chief Chris Watts delivering the invocation and pledge.

Lance (1) inducted Carolyn Rogers as an honorary member and Ben Leader as a new active member, (2)

presented nine Paul Harris Fellows and (3) presented Governors Recognition awards to Jane Gorman, Sims "Mac" Leitner, and Lindsay Walker.

He impressed everyone with his leadership and focused message of how Rotarians affect people's lives globally, of the Foundation's mission for Polio Plus, and the importance for us to grow to continue to meet the many humanitarian demands around the world.

The Rotary Club of Rock Hill presented Lance with a (literally) "big" check for \$2,650 to support Polio Plus.

And we liked those red Converse All-Stars.



# Literacy, empathy and compassion begin in early childhood

BY JUDITH S. PRINCE

District 7750 Literacy Chair

The mastery of literacy skills begins in early childhood, and parents are the first and primary educators of children. A parent reading aloud to children is widely recognized as the single most important activity for language development, and studies on language development have documented that children from low-income families hear as many as 30 million fewer words than their more affluent peers before the age of 4. Rotary Clubs have a special role in promoting the importance of reading aloud and the value of books at home. In *Rotary Promotes Literacy*, Rotary Clubs are encouraged to organize a public relations campaign encouraging parents to read to their children.

But there is now another important value to reading aloud to children. We live in a world with shootings, terror attacks, floods, bombings, and much more, and

children are aware of some of these things. An article in the *Washington Post* entitled “Tough times out there? Here’s why reading with your kids is more important now than ever” emphasized that reading aloud to children in times like these can help children think more deeply about other people’s feelings and how they can help solve problems. The author, Amy Joyce, says “there’s an abundance of stories that provide comfort, show kids how they can be strong and allow them to realize that all is not perfect in the world, but that they can make it better.”

If your club is offering a Read to Me program in which Rotarians are reading aloud to children or if you are purchasing books to give to children to take home, you might want to include children’s books that teach empathy and kindness. A list of books from pre-school to high school are great

examples for teaching children about other’s feelings. For example, the book *Those Shoes* by Maribeth Boelts (preschool-kindergarten) deals with poverty and the importance of putting others’ needs ahead of our own. Jeremy wants the latest pair of trendy shoes. All his friends have them, but his grandmother can’t afford to buy him a pair. Jeremy finds a pair at a thrift store and buys them even though they are too small. When he meets another boy at school who needs them more than he does, he gives the shoes to him. He really wants to keep the shoes, but, in the end, he does the right thing on his own. Other books are *How Kind* and *The Nice Book*.

Given that part of the mission of Rotary is to advance world understanding and goodwill, books that teach empathy and kindness should be included in Rotary programs for early literacy.



Pictured Greg Hinton, first year teacher; Jaselyn S. Jennings, Laurens Rotary President Elect; Michael Seymour, Laurens Rotary President; and Savannah Taylor, first year teacher.



## LaLens recognizes teachers

The Laurens Rotary Club awarded two first year teachers at Laurens Elementary \$50 gift cards for classroom supplies. This presentation is one of the many plans that the Laurens Rotary has to support education in the Laurens District #55 Schools.



## The Rotary Action Group against slavery

BY PDG BARBARA SHAYEB-HELOU  
bsh6890@aol.com

The Rotary Action Group Against Slavery has recently changed its name from the Rotary Action Group Against Child Slavery. People are enticed in to slavery at all ages. It is essential that a child is registered soon after birth. This affords the child the rights of identity.

In many underdeveloped countries, children fall short of the system and are never registered. They become invisible.

Reasons for an increase in human trafficking are: 1. poverty, 2. inadequate education ,3. inadequate employment and 4. lack of family support. They successfully maintain transparency in the labor supply chain. Slavery is as real today as it was 150 years ago. The South Carolina House now has an issue before it on this very subject.

There are about 46 million people today globally

who are victims of slavery. Slavery focuses upon each of the six Rotary Areas of Focus. Has your Club done anything to address this frightful embarrassing problem?

The supply chain of slaves seems to be endless. Slavery happens when good people do nothing. States need to protect the poor and the vulnerable and understand the global nature of slavery.

Explore how our shopping habits and campaigning can influence large corporations to eradicate slavery from their supply chain. It may mean that you or I pay another \$1 or \$2 dollars for a sweater made in SE Asia. But it may mean that the worker is compensated at a better rate.

Influence your Club to address this issue. Contact me for a club program.



### 19 attend mini-RLI in Anderson

A total of 19 Rotarians began their Rotary Leadership Institute journey at a Mini-RLI event for Part I only on September 24 at the Anderson Campus of Tri-County Technical College. Greater Anderson Club President Don Cleveland handled all the local arrangements. Ten clubs were represented, with Greater Anderson leading the way with eight participants. The discussion was free-flowing and the fellowship was inspiring. District Chair Bert Strange and AG/Western Carolinas Regional RLI Coordinator Gene Moorhead acted as facilitators.

The next RLI event in the district will be held Oct. 29 at the Tyger River Campus of Spartanburg Community College. This will be a full event, with all three parts being offered. Deadline for registration is Friday, October 21. Sign up today at [www.rli33.org](http://www.rli33.org).

## 2016-17 District 7750 Rotary Foundation Giving

through 9/24/2016 | 24.6% of year complete

Annual Fund Goal	\$ 402,563 (53 of 53 – 100%)
Annual Fund Total	\$ 94,032 (23.35% goal)
Annual Fund Per Capita	\$ 35.38 (2658 members)
Endowment Fund	\$ 25,025
PolioPlus Goal	\$ 92,166 (53 of 53 – 100%)
PolioPlus	\$ 8,788 (9.53% goal)
Total Giving	\$ 127,845
\$0 AF Clubs	11 (42 of 53 – 79.25%)
\$0 Polio Clubs	35 (18 of 53 – 33.96%)
DDF Transfer – Polio	\$ 33,772
Major Gifts	2
Major Donors	2
Paul Harris Fellows	72
Bequest Society	1
Benefactors	2
EREY	549 (2658 members – 20.65%)
Sustaining Members	307 (2658 members – 11.55%)
Paul Harris Society Eligible	20 (115 members – 17.39%)


### ALL-TIME FOR DISTRICT

Paul Harris Fellows	4,761
Benefactors	754
Bequest Society	93
Major Donor	67
Paul Harris Society Members	115
Rotary Direct	86

### 2016-2017 District Grant Schedule FOR DISTRICT 7750 CLUBS

March 31, 2017	Deadline for completion of District Grants and filing of final reports
April 30, 2017	Deadline for submitting 2017-18 District Grant Applications

# Rotary



Click the graphic to go to a page of resources about how we can celebrate our Foundation's 100th anniversary. Find letterhead, post cards, news releases and much more.

THE ROTARY FOUNDATION



YEARS OF DOING GOOD IN THE WORLD

### DISTRICT FOUNDATION CHAIR

Lorraine Angelino  
118 Leyland Court, Greenwood, SC 29649  
864.554.0598 | dg2013@rotary7750.org





# WORLD POLIO DAY IS OCT. 24

## History of Rotary and Polio Eradication

PREPARED BY PDG LORRAINE ANGELINO

(See [History of The Rotary Foundation Powerpoint on the Centennial Website](#))

Rotary International's effort to eradicate polio began in 1979, with a multiyear 3-H grant to immunize 6 million children in the Philippines. The project in the Philippines was just the beginning.

The 1980 Council on Legislation endorsed a proposal from the RI Board to "eliminate polio through immunization." This allowed Rotary to promote immunization without violating a 1923 decision that prohibited "corporate projects." In 1984, the RI Board made a series of decisions that resulted in what we now know as the PolioPlus program and established a fund to support it. Initially, the program was called Polio 2005, in reference to a goal of immunizing all the world's children by 2005.

In the mid-1980s, Rotary began a three-year fundraising campaign with a goal of raising \$120 million. The campaign raised \$247 million, more than double the goal.

At that time, 350,000 children were afflicted by polio every year. Today, that number has been reduced by 99.9 percent, and polio is

endemic in only two countries — Afghanistan and Pakistan.

Over the years, others have joined the effort, including the Bill & Melinda Gates Foundation and governments throughout the world. Rotary continued its fundraising efforts and as of 2015 had contributed more than \$1.5 billion to the eradication effort. In addition, Rotary's advocacy has resulted in contributions of over \$9 billion from world governments.



For a typical National Immunization Day, or NID, thousands of immunization posts are set up throughout a country. Health workers and volunteers immunize millions of children in one day. In what's known as social mobilization, both during the NID and before, volunteers hang posters, distribute handbills, and even ride through the streets with bullhorns to urge parents to bring all children younger than five to be

vaccinated.

Those who receive the oral polio vaccine have their fingers marked with indelible ink. Over the following few days, health workers go from home to home, administering vaccine to eligible children with unmarked fingers. The process is repeated once a few months later, and then again, with the goal of reaching every child under age five every time.

Several Rotarians from District



7750 have attended NIDs in India including iPDG Terry and Pam Weaver, DGN Rita Yarbrough, PDG Becky

Faulkner, PDG George Rodgers, PDG Sue Poss. PAG Joe Babb participated in an NID in Nigeria.

PDG Gary Goforth and PDG Kim Gramling participated in giving drops to children in Afghanistan.

If you would like an opportunity to participate please let DRFC Lorraine Angelino know and she can get you in touch with two groups that will be going in January 2017.

**T**hank you to all the Rotarians that have participated in eradicating Polio by contributing to the PolioPlus fund. During the month of October do something special to give your club members the opportunity to be a part of eradicating Polio from the face of the earth. Examples of what you can do:

- Celebrate World Polio Day on Oct. 24.
- Read about the Governor's project to Skip a Meal.
- Invite guests to your meeting and let others know about World Polio Day by putting a Press Release in the paper.
- Give out information about polio at your next project that includes members of the community.
- Order and distribute polio pins and information that can be found at [shop.rotary.org](http://shop.rotary.org).



# TOP DONORS TO THE FIGHT AGAINST POLIO

BILL & MELINDA GATES FOUNDATION  
**\$1B+**

ROTARY INTERNATIONAL  
**\$1.08B**

USA  
**\$1.89B**



UK  
**\$939M**



INDIA  
**\$1.58B**



JAPAN  
**\$427M**



Figures 1985-2011

HELP TO END POLIO NOW. SHARE YOUR VOICE AND TAKE ACTION.

[ENDPOLIONOW.ORG](http://ENDPOLIONOW.ORG)

## WORLD POLIO DAY: OCT. 24

### Skip A Meal equals dollars for End Polio Now

#### WHAT IS YOUR CLUB DOING FOR WORLD POLIO DAY? WHAT ARE YOU DOING?

BY AMELIA NELSON, 7750 Polio Chair

Gov. Lance and I are asking each member to give what you would have spent on a meal to polio and make your money work:

And thanks to an anonymous donor, any amount above \$50 per capita for our district (a roll up of all clubs) will be matched for PolioPlus up to \$100,000. Can you refuse an investment like this? Have fun: invite a

prospective member to lunch or dinner or have a night out with friends and help save a child from this dreadful disease. Either give your donation to your club treasurer or go to <http://www.endpolio.org/donate>

*“Rotary continues to be the heart and soul of polio*

*eradication.”* —Bill Gates, Co-chair, Bill & Melinda Gates Foundation.

Your Meal Donation	\$25
Matched 2 to 1 by Gates Foundation	\$50
Total for Polio	\$75

SKIP A MEAL AND DONATE \$\$\$ TO POLIO PLUS TO

**END POLIO NOW!**

YOU WILL GET POINTS TOWARDS A PAUL HARRIS FELLOW.





# Polio comes back to Nigeria

BY AMELIA NELSON, [amelianelson007@gmail.com](mailto:amelianelson007@gmail.com)  
D7750 Polio Chair

Since the middle of August, the World Health Organization (WHO) has confirmed three cases of wild poliovirus type 1 in Nigeria, the first cases in the country since July 2014. Although WHO is placing Nigeria back on the endemic countries list, the EndPolio program has overcome outbreaks before, and Rotary will not stop its efforts to ensure that every child is born into a polio-free world.

However, with this outbreak in Nigeria, we now are back to three countries that are endemic: Nigeria, Pakistan and Afghanistan. So, let's review the TOP 5 REASONS to give to PolioPlus to eradicate polio.

**1 THE HUMAN COST** – If we choose to control polio rather than eradicate it, polio could rebound to 10 million cases in the next 40 years.

**2 IT'S ACHIEVABLE** – We have the tools to end polio and the means to reach all children. The new, bivalent vaccine successfully targets the two remaining strains of polio in one dose.

**3 IT'S A GOOD INVESTMENT** – As seen above, and as a study published in the medical journal *Vaccine* estimates the \$9 billion global investment in a polio-free world will net an economic benefit of \$40 to \$50 billion over the next 20 years.

**4 IT STRENGTHENS THE SYSTEM** – Our

polio eradication efforts have established an active disease surveillance network in all countries that is being used for other health interventions such as measles vaccinations, deworming tablets, and mosquito bed nets.

**5 IT SETS THE STAGE** – the ability to reach all children with the polio vaccine is proof of concept that we can succeed on our next major global health initiative.

As Rotarians, we have several opportunities to help eradicate polio.

First, there is our event for October 24— WORLD POLIO DAY

—where you are asked to make a donation to PolioPlus that is equivalent to the cost of a meal you might eat dining out. Please make your donation by going to <http://www.endpolio.org/donate> or by giving to your club treasurer marked “WORLD POLIO DAY.”

Second, two trips related to National Immunization Day are planned for India in January. Contact me for their info if you are interested in going.

Third, remember we have speakers willing to come to your clubs to educate you further on the dreadful disease of polio. See the list of speakers on the district website or contact me for names.



Governor Lance Young and Jeri Lynn Smith-Lloyd, President-elect of Rotary Club of Greater Greer.

## DG Lance speaks at Greater Greer

DG Lance spoke at the Greater Greer club on Aug. 16. Other guests that day included AG Cathy Golson, and John Kimbel, a member of the E-Club of the Carolinas. Prior to dinner, Lance met with officers and directors to discuss their goals and strategies for the year. He used the time to provide ideas and share experiences that could benefit the club as they follow their plan for the year.

During his remarks to the club, Lance acknowledged the many contributions that the Greer club continues to make to the District and the Foundation. He noted that when he thinks of Rotary, he thinks of people....pride....passion. Rotary is all over the world doing great things; Rotary's footprints are everywhere. He challenged the club to seek out and energize future members, engage them in Rotary; and educate the community, its leaders, its businesses about the Rotary club by telling who Rotary is—what it has done—and what lies ahead by sharing Rotary's story.

Membership is Lance's number one priority this year. With an increase in club members, clubs will be able to do more service projects, be financially more supportive of the Foundation, and be able to share in the joy of Rotary.



**7750 Membership & Attendance for August**

Club	Members 7/1/2016	Current Members	Change	Meetings Held	Attend. %
Abbeville	48	48	0	4	60.00
Aiken	180	186	6	5	69.06
Aiken Sunrise	36	36	0	4	80.15
Anderson	80	77	-3	2	55.92
Batesburg-Leesville	14	14	0	4	70.00
Blacksburg	15	15	0	5	50.00
Chester	54	55	1	5	56.67
Clemson	98	96	-2	5	67.28
Clemson-Calhoun	26	26	0	4	91.18
Clinton	28	28	0	5	48.44
Clover	21	22	1	5	79.05
E-Club of the Carolinas	32	35	3	2	90.00
Easley	52	52	0	5	83.20
Emerald City	55	58	3	5	80.95
Fair Play	16	15	-1	4	73.10
Fort Mill	80	82	2	5	39.16
Fountain Inn	28	28	0	5	85.51
Gaffney	68	71	3	5	73.63
Golden Strip Sunrise	14	15	1	4	75.00
Greater Anderson	68	71	3	4	63.18
Greater Greer	15	15	0	5	69.00
Greenville	261	257	-4	2	52.56
Greenville Breakfast	17	17	0	4	64.70
Greenville East	20	23	3	5	68.87
Greenville Evening	37	37	0	2	63.51
Greenville Rotaract	0	0 (Jul)	0	0	0.00
Greenwood	110	113	3	2	69.61
Indian Land	26	27	1	-1	67.24
Inman	19	19	0	4	75.00
Lake Wylie	23	23 (Jul)	0	0	0.00
Lancaster	61	60	-1	4	67.30
Lancaster Breakfast	65	62	-3	5	66.99
Laurens	48	52	4	4	74.60
Mauldin	28	30	2	5	81.34
Newberry	73	75	2	2	82.00
North Augusta	21	21	0	3	66.67
North Greenville	37	37	0	4	57.26
North Spartanburg	46	45 (Jul)	-1	0	0.00
Pickens	45	45	0	5	74.88
Pleasantburg	41	41	0	4	72.97
Rock Hill	96	98	2	2	67.00
Seneca	40	41	1	4	63.58
Seneca Golden Corner	20	20	0	4	80.52
Simpsonville	50	51	1	4	94.12
Spartan West	25	25	0	4	71.74
Spartanburg	196	197	1	5	40.41
The Foothills	15	15	0	2	56.66
Twin City	18	19	1	5	64.21
Union	46	46	0	5	57.99
Walhalla	29	30	1	4	71.13
Westminster	38	40	2	5	79.00
Winnsboro	28	28 (Jul)	0	0	0.00
Woodruff	17	15 (Jul)	-2	0	0.00
York	34	33	-1	4	69.00
Total:	2658	2687	29	3.96	69.01%
49 of 54 clubs reporting					

**NOVEMBER NEWSLETTER**

# Deadline

## October 25

Send your items to newsletter editor

PDG Sue Poss

pdgsueposs@gmail.com



# Membership Champions (new members and their sponsors in August)

New Member	Club	Sponsor	Classification
Akin, Stephen H. (STEVE)	Greenwood	Angelle R. LaBorde	Investments - Advisor
Baker, John O. (JACK)	Chester	Tony E. Pope	Retail
Booth, Joshua J. (JOSH)	Aiken	John C. McMichael	Banking - Management
Burns, Betty Jo (BJ)	Mauldin	Janice Holcombe	
Curtis, Rory Alan (RORY)	Simpsonville	Lisa Forrester	
Davis, James Lee (JIM DAVIS)	Clemson		
Ford, Douglas A (DOUG)	Greenville East		Sales - Wholesale
Grant, III, Robert L (ROBERT)	Emerald City	James M. Manley Jr.	
Gurley, Greg (GREG)	Emerald City	Les Brown	Medical/Healthcare
Harris, Dixie (DIXIE)	Greater Anderson	Donald M Cleveland	Retired
Hill, Mike (MIKE)	Fort Mill	Al L. Steele	
Hopkins, Mark (MARK)	Clover	Marc Sosne	Educators
McDowell, Rosemary (ROSEMARY)	E-Club of the Carolinas	M.C. Yarbrough Jr.	Business Strategist
Miller, Logan S. (LOGAN)	Indian Land	Babette A. Sabia	
Moon, Kenneth (KEN)	Gaffney	James R. Cook III	
Mothkovich, Jamie C (JAMIE)	Aiken	Mallory H. Holley	Medical Services - Clinic
Newton, Brandon (BRANDON)	Lancaster Breakfast	Hubert F. Mobley	
Olson, Steven D (STEVE)	Golden Strip Sunrise	Randy Gordon	
Painter, Cody (CODY)	Gaffney	E. Dean Painter	
Peters, Stephen (STEPHEN)	Laurens	Robert E. Shortt	Education - Superintendent
Rippy, Michael T (MIKE)	Greater Anderson	Donald M Cleveland	Business owner
Sarbacker, Katie (KATIE)	Greenville East	Janice Butler	
Segars, Ernest B. (ERNIE)	Laurens		County Administration - Retired
Smith, Christopher M. (MIKE)	Gaffney	Charles Wyatt	Public Relations
Summer, Jay Jr. (JAY)	Aiken	Jason Alston Stewart	Horticulture - Marketing
Summer, Jay Jr. (JAY)	Aiken	Jason A. Stewart, Joe E. Lewis	Horticulture - Marketing
Summer, Penny E. (PENNY)	Aiken	Jason Alston Stewart	Horticulture - Marketing
Tavella, Chris (CHRIS)	Fort Mill	Michele Branning	
Tuttle, Chris (CHRIS)	Greenville East		Lawyer
Warrin, Richard (RICHARD)	Indian Land		
Whitley, Annette P (ANNETTE)	Emerald City	Lorraine Marie Angelino	Business

Foundation and Membership pages ahead: [Check the trends](#)

Following this page are several pages of information on Foundation giving and membership trends.

**Rotary District 7750  
Membership Gain & Rotary Foundation  
Monthly Progress Report  
September 25, 2016**

A r e a	Club	Current Members 9-25-16	Member Gain 9-25-16	AF Actual 2015-16	AF Goal 2016-17	AF Goal Shortfall vs. LY	% of AF Goal Achieved 2016-17	AF Per Capita 2016-17	AF Month	AF YTD 2016-17	Polio Actual 2015-16	Polio YTD 2016-17	Polio Per Capita 2016-17	Polio Goal 2016-17	Polio % of Goal
1	Anderson	77	-3	9,195	\$9,200		14.8%	\$17	\$0	\$1,360	\$3,976	\$5	\$0	\$2,080	0.2%
1	Clemson	97	-1	13,032	\$13,033		32.4%	\$43	\$124	\$4,217	\$1,410	\$30	\$0	\$1,500	2.0%
1	Clemson-Calhoun	27	1	2,885	\$3,510		23.6%	\$32	\$185	\$830	\$1,500	\$160	\$6	\$1,500	10.7%
1	Greater Anderson	71	3	12,090	\$8,700	\$3,390	40.6%	\$52	\$170	\$3,535	\$2,769	\$100	\$1	\$3,000	3.3%
	<b>AG Crossie Cox</b>	<b>A-1 Totals</b>	<b>0</b>	<b>37,202</b>	<b>\$34,443</b>	<b>\$2,759</b>	<b>28.9%</b>	<b>\$37</b>	<b>\$479</b>	<b>\$9,942</b>	<b>\$9,654</b>	<b>\$295</b>	<b>\$1</b>	<b>\$8,080</b>	<b>3.7%</b>
2	Fair Play	16	0	1,050	\$1,600		5.3%	\$5	\$85	\$85	\$75	\$0	\$0	\$1,600	0.0%
2	Seneca	42	2	8,523	\$6,880	\$1,643	11.0%	\$19	\$185	\$755	\$2,189	\$255	\$6	\$2,365	10.8%
2	Seneca Golden Corner	21	1	4,070	\$2,970	\$1,100	8.4%	\$13	\$0	\$250	\$713	\$0	\$0	\$720	0.0%
2	Walhalla	30	1	3,787	\$3,000	\$787	0.0%	\$0	\$0	\$0	\$15	\$0	\$0	\$1,000	0.0%
2	Westminster	40	2	8,629	\$4,500	\$4,129	89.2%	\$106	\$190	\$4,016	\$2,108	\$0	\$0	\$1,800	0.0%
	<b>AG Frank Cox</b>	<b>A-2 Totals</b>	<b>6</b>	<b>26,059</b>	<b>\$18,950</b>	<b>\$7,109</b>	<b>26.9%</b>	<b>\$36</b>	<b>\$460</b>	<b>\$5,106</b>	<b>\$5,099</b>	<b>\$255</b>	<b>\$2</b>	<b>\$7,485</b>	<b>3.4%</b>
3	Greenville	260	-1	63,375	\$59,125	\$4,250	39.9%	\$90	\$150	\$23,620	\$5,023	\$2,000	\$8	\$5,775	34.6%
3	Greenville Breakfast	17	0	4,641	\$4,275	\$366	27.4%	\$69	\$85	\$1,172	\$1,015	\$0	\$0	\$969	0.0%
3	Greenville East	20	0	3,624	\$2,850	\$774	0.0%	\$0	\$0	\$0	\$593	\$0	\$0	\$950	0.0%
3	North Greenville	37	0	4,552	\$4,950		0.0%	\$0	\$0	\$0	\$311	\$0	\$0	\$1,650	0.0%
3	Pleasantburg	41	0	7,901	\$8,000		18.8%	\$37	\$169	\$1,507	\$4,108	\$0	\$0	\$4,165	0.0%
	<b>AG Beth Padgett</b>	<b>A-3 Totals</b>	<b>-1</b>	<b>84,092</b>	<b>\$79,200</b>	<b>\$4,892</b>	<b>33.2%</b>	<b>\$70</b>	<b>\$404</b>	<b>\$26,299</b>	<b>\$11,049</b>	<b>\$2,000</b>	<b>\$5</b>	<b>\$13,509</b>	<b>14.8%</b>
4	Inman	19	0	2,700	\$2,000	\$700	5.0%	\$5	\$0	\$100	\$267	\$0	\$0	\$200	0.0%
4	North Spartanburg	46	0	7,200	\$4,900	\$2,300	6.1%	\$7	\$100	\$300	\$1,015	\$0	\$0	\$1,500	0.0%
4	Spartan West	27	2	3,814	\$3,750	\$64	5.7%	\$9	\$20	\$215	\$1,280	\$74	\$3	\$925	8.0%
4	Spartanburg	194	-2	4,245	\$12,000		9.4%	\$6	\$10	\$1,130	\$10,375	\$0	\$0	\$1,500	0.0%
	<b>AG Pete Crandall</b>	<b>A-4 Totals</b>	<b>0</b>	<b>17,959</b>	<b>\$22,650</b>		<b>7.7%</b>	<b>\$6</b>	<b>\$130</b>	<b>\$1,745</b>	<b>\$12,937</b>	<b>\$74</b>	<b>\$0</b>	<b>\$4,125</b>	<b>1.8%</b>
5	Blacksburg	15	0	530	\$2,550		0.0%	\$0	\$0	\$0	\$15	\$0	\$0	\$50	0.0%
5	Clover	22	1	2,445	\$6,496		8.5%	\$26	\$0	\$550	\$2,490	\$450	\$21	\$4,000	11.3%
5	Gaffney	71	3	4,544	\$5,000		5.0%	\$4	\$84	\$252	\$870	\$0	\$0	\$900	0.0%
5	York	33	-1	7,505	\$9,135		1.1%	\$3	\$100	\$100	\$1,500	\$0	\$0	\$1,295	0.0%
	<b>AG Gene Moorhead</b>	<b>A-5 Totals</b>	<b>3</b>	<b>15,024</b>	<b>\$23,181</b>		<b>3.9%</b>	<b>\$7</b>	<b>\$184</b>	<b>\$902</b>	<b>\$4,875</b>	<b>\$450</b>	<b>\$3</b>	<b>\$6,245</b>	<b>7.2%</b>
6	Fort Mill	83	3	24,720	\$26,000		6.2%	\$20	\$785	\$1,605	\$1,798	\$100	\$1	\$1,000	10.0%
6	Indian Land	27	1	3,390	\$2,500	\$890	13.0%	\$13	\$175	\$325	\$120	\$0	\$0	\$300	0.0%
6	Lake Wylie	22	-1	2,568	\$3,250		2.8%	\$4	\$30	\$90	\$700	\$0	\$0	\$650	0.0%
6	Rock Hill	98	2	8,577	\$9,500		28.1%	\$28	\$100	\$2,670	\$100	\$0	\$0	\$1,800	0.0%
	<b>AG Mary Sieck</b>	<b>A-6 Totals</b>	<b>5</b>	<b>39,255</b>	<b>\$41,250</b>		<b>11.4%</b>	<b>\$21</b>	<b>\$1,090</b>	<b>\$4,690</b>	<b>\$2,718</b>	<b>\$100</b>	<b>\$0</b>	<b>\$3,750</b>	<b>2.7%</b>

A r e a	Club	Current Members 9-25-16	Member Gain 9-25-16	AF Actual 2015-16	AF Goal 2016-17	AF Goal Shortfall vs. LY	% of AF Goal Achieved 2016-17	AF Per Capita 2016-17	AF Month	AF YTD 2016-17	Polio Actual 2015-16	Polio YTD 2016-17	Polio Per Capita 2016-17	Polio Goal 2016-17	Polio % of Goal
7	Chester	56	2	3,343	\$4,806		0.0%	\$0	\$0	\$0	\$1,455	\$0	\$0	\$2,484	0.0%
7	Lancaster	61	0	1,750	\$1,800		1.4%	\$0	\$0	\$25	\$570	\$0	\$0	\$500	0.0%
7	Lancaster Breakfast	62	-3	4,866	\$3,000	\$1,866	16.8%	\$8	\$85	\$505	\$700	\$0	\$0	\$2,100	0.0%
7	Winnsboro	28	0	3,010	\$1,450	\$1,560	73.4%	\$38	\$15	\$1,065	\$15	\$0	\$0	\$1,450	0.0%
	<b>AG Rebecca Melton</b>	<b>A-7 Totals</b>	<b>-1</b>	<b>12,969</b>	<b>\$11,056</b>	<b>\$1,913</b>	<b>14.4%</b>	<b>\$8</b>	<b>\$100</b>	<b>\$1,595</b>	<b>\$2,740</b>	<b>\$0</b>	<b>\$0</b>	<b>\$6,534</b>	<b>0.0%</b>
8	Aiken	188	8	29,419	\$19,260	\$10,159	7.1%	\$8	\$85	\$1,367	\$4,040	\$0	\$0	\$4,860	0.0%
8	Aiken Sunrise	36	0	7,352	\$6,000	\$1,352	25.0%	\$42	\$100	\$1,500	\$2,286	\$1,175	\$33	\$2,000	58.8%
8	Batesburg-Leesville	14	0	1,823	\$2,100		0.0%	\$0	\$0	\$0	\$880	\$0	\$0	\$750	0.0%
8	North Augusta	21	0	2,250	\$2,400		6.3%	\$7	\$0	\$150	\$501	\$250	\$12	\$1,000	25.0%
8	Twin City of Batesburg-Leesville	19	1	3,314	\$2,700	\$614	20.6%	\$31	\$185	\$555	\$382	\$0	\$0	\$900	0.0%
	<b>AG Dan Rickabaugh</b>	<b>A-8 Totals</b>	<b>9</b>	<b>44,158</b>	<b>\$32,460</b>	<b>\$11,698</b>	<b>11.0%</b>	<b>\$13</b>	<b>\$370</b>	<b>\$3,572</b>	<b>\$8,089</b>	<b>\$1,425</b>	<b>\$5</b>	<b>\$9,510</b>	<b>15.0%</b>
9	Abbeville	48	0	4,990	\$4,500	\$490	0.6%	\$1	\$0	\$27	\$1,115	\$0	\$0	\$1,200	0.0%
9	EClub of the Carolinas	35	3	4,593	\$4,500	\$93	35.6%	\$50	\$100	\$1,600	\$1,303	\$100	\$3	\$1,500	6.7%
9	Emerald City	59	4	27,000	\$27,100		58.1%	\$286	\$135	\$15,755	\$3,081	\$200	\$4	\$2,000	10.0%
9	Greenwood	113	3	11,339	\$13,225		17.9%	\$22	\$1,037	\$2,372	\$1,596	\$624	\$6	\$4,025	15.5%
	<b>AG Lori Kent</b>	<b>A-9 Totals</b>	<b>10</b>	<b>47,922</b>	<b>\$49,325</b>		<b>40.0%</b>	<b>\$81</b>	<b>\$1,272</b>	<b>\$19,753</b>	<b>\$7,095</b>	<b>\$924</b>	<b>\$4</b>	<b>\$8,725</b>	<b>10.6%</b>
10	Clinton	28	0	8,100	\$5,700	\$2,400	0.0%	\$0	\$0	\$0	\$1,180	\$1,140	\$41	\$420	271.4%
10	Laurens	50	2	8,880	\$9,000		0.0%	\$0	\$0	\$0	\$5,060	\$0	\$0	\$5,100	0.0%
10	Newberry	73	0	14,733	\$10,800	\$3,933	27.8%	\$41	\$300	\$3,000	\$2,200	\$500	\$7	\$1,500	33.3%
10	Union	46	0	7,645	\$7,200	\$445	0.0%	\$0	\$0	\$0	\$1,950	\$0	\$0	\$2,400	0.0%
	<b>AG Renee Stubbs</b>	<b>A-10 Totals</b>	<b>2</b>	<b>39,358</b>	<b>\$32,700</b>	<b>\$6,658</b>	<b>9.2%</b>	<b>\$15</b>	<b>\$300</b>	<b>\$3,000</b>	<b>\$10,390</b>	<b>\$1,640</b>	<b>\$8</b>	<b>\$9,420</b>	<b>17.4%</b>
11	Fountain Inn	28	0	3,150	\$4,500		0.0%	\$0	\$0	\$0	\$40	\$0	\$0	\$500	0.0%
11	Golden Strip Sunrise	16	2	420	\$500		21.0%	\$8	\$35	\$105	\$15	\$0	\$0	\$250	0.0%
11	Mauldin	31	3	5,217	\$4,125	\$1,092	2.4%	\$4	\$0	\$100	\$1,602	\$0	\$0	\$1,650	0.0%
11	Simpsonville	54	4	6,519	\$7,592		22.2%	\$34	\$210	\$1,688	\$2,033	\$0	\$0	\$2,288	0.0%
11	Woodruff	17	0	15	\$1,500		100.0%	\$88	\$0	\$1,500	\$15	\$450	\$26	\$450	100.0%
	<b>AG Candy Surkin</b>	<b>A-11 Totals</b>	<b>9</b>	<b>15,321</b>	<b>\$18,217</b>		<b>18.6%</b>	<b>\$25</b>	<b>\$245</b>	<b>\$3,393</b>	<b>\$3,705</b>	<b>\$450</b>	<b>\$3</b>	<b>\$5,138</b>	<b>8.8%</b>
12	Easley	52	0	8,000	\$8,400		0.0%	\$0	\$0	\$0	\$1,000	\$0	\$0	\$1,680	0.0%
12	Greater Greer	15	0	5,417	\$1,800	\$3,617	84.3%	\$101	\$0	\$1,517	\$938	\$0	\$0	\$750	0.0%
12	Greenville Evening	37	0	19,685	\$19,686		55.2%	\$294	\$255	\$10,870	\$2,963	\$1,175	\$32	\$4,070	28.9%
12	Pickens	45	0	4,335	\$7,245		7.6%	\$12	\$0	\$550	\$2,051	\$0	\$0	\$2,745	0.0%
12	The Foothills	15	0	1,425	\$2,000		55.0%	\$73	\$1,100	\$1,100	\$15	\$0	\$0	\$400	0.0%
	<b>AG Cathy Golson</b>	<b>A-12 Totals</b>	<b>0</b>	<b>38,862</b>	<b>\$39,131</b>		<b>35.9%</b>	<b>\$86</b>	<b>\$1,355</b>	<b>\$14,037</b>	<b>\$6,967</b>	<b>\$1,175</b>	<b>\$7</b>	<b>\$9,645</b>	<b>12.2%</b>
	<b>District 7750</b>			<b>6,229</b>					<b>\$0</b>	<b>\$0</b>	<b>\$401</b>	<b>\$0</b>			
	<b>Totals</b>	<b>2700</b>	<b>42</b>	<b>424,409</b>	<b>\$402,563</b>	<b>\$21,846</b>	<b>23.4%</b>	<b>\$35</b>	<b>\$6,388</b>	<b>\$94,032</b>	<b>\$85,717</b>	<b>\$8,788</b>	<b>\$3</b>	<b>\$92,166</b>	<b>9.5%</b>



### Area Summary

		Member Gain 9-25-16	AF Actual 2015-16	AF Goal 2016-17	AF Goal Shortfall vs. LY	% of AF Goal Achieved 2016-17	AF Per Capita 2016-17	AF Month	AF YTD 2016-17	Polio Actual 2015-16	Polio YTD 2016-17	Polio Per Capita 2016-17	Polio Goal 2016-17	Polio % of Goal
AG Crossie Cox	Area 1	0	37,202	\$34,443	\$2,759	28.9%	\$37	\$479	\$9,942	\$9,654	\$295	\$1	\$8,080	3.7%
AG Frank Cox	Area 2	6	26,059	\$18,950	\$7,109	26.9%	\$36	\$460	\$5,106	\$5,099	\$255	\$2	\$7,485	3.4%
AG Beth Padgett	Area 3	-1	84,092	\$79,200	\$4,892	33.2%	\$70	\$404	\$26,299	\$11,049	\$2,000	\$5	\$13,509	14.8%
AG Pete Crandall	Area 4	0	17,959	\$22,650		7.7%	\$6	\$130	\$1,745	\$12,937	\$74	\$0	\$4,125	1.8%
AG Gene Moorhead	Area 5	3	15,024	\$23,181		3.9%	\$7	\$184	\$902	\$4,875	\$450	\$3	\$6,245	7.2%
AG Mary Sieck	Area 6	5	39,255	\$41,250		11.4%	\$21	\$1,090	\$4,690	\$2,718	\$100	\$0	\$3,750	2.7%
AG Rebecca Melton	Area 7	-1	12,969	\$11,056	\$1,913	14.4%	\$8	\$100	\$1,595	\$2,740	\$0	\$0	\$6,534	0.0%
AG Dan Rickabaugh	Area 8	9	44,158	\$32,460	\$11,698	11.0%	\$13	\$370	\$3,572	\$8,089	\$1,425	\$5	\$9,510	15.0%
AG Lori Kent	Area 9	10	47,922	\$49,325		40.0%	\$81	\$1,272	\$19,753	\$7,095	\$924	\$4	\$8,725	10.6%
AG Renee Stubbs	Area 10	2	39,358	\$32,700	\$6,658	9.2%	\$15	\$300	\$3,000	\$10,390	\$1,640	\$8	\$9,420	17.4%
AG Candy Surkin	Area 11	9	15,321	\$18,217		18.6%	\$25	\$245	\$3,393	\$3,705	\$450	\$3	\$5,138	8.8%
AG Cathy Golson	Area 12	0	38,862	\$39,131		35.9%	\$86	\$1,355	\$14,037	\$6,967	\$1,175	\$7	\$9,645	12.2%
<b>Totals</b>		42	418,180	402,563	\$35,028	23.4%	\$35	\$6,388	\$94,032	\$85,316	\$8,788	\$3	\$92,166	9.5%

## Top Giving Clubs (Annual Fund)

### Top Clubs by % of AF Goal Achieved

1	Woodruff	100%
2	Westminster	89%
3	Greater Greer	84%
4	Winnsboro	73%
5	Emerald City	58%

### Top Clubs by AF Per Capita

1	Greenville Evening	\$293.78
2	Emerald City	\$286.45
3	Westminster	\$105.67
4	Greater Greer	\$101.12
5	Greenville	\$90.50

### Top Clubs by Total AF Giving

1	Greenville	\$23,620
2	Emerald City	\$15,755
3	Greenville Evening	\$10,870
4	Clemson	\$4,217
5	Westminster	\$4,016

## Top Giving Clubs (Polio)

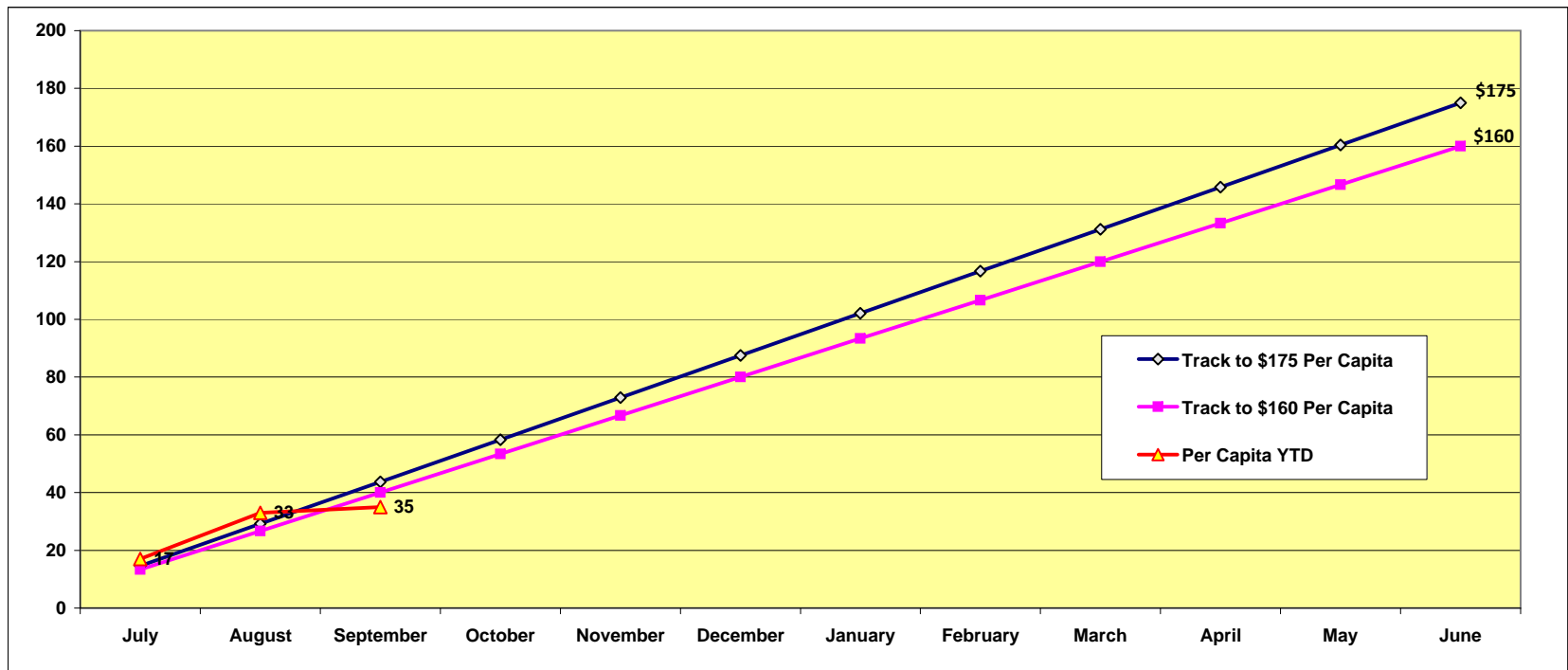
### Top Clubs by % of Polio Goal Achieved

1	Clinton	271%
2	Woodruff	100%
3	Aiken Sunrise	59%
4	Greenville	35%
5	Newberry	33%

### Top Clubs by Total Polio Giving

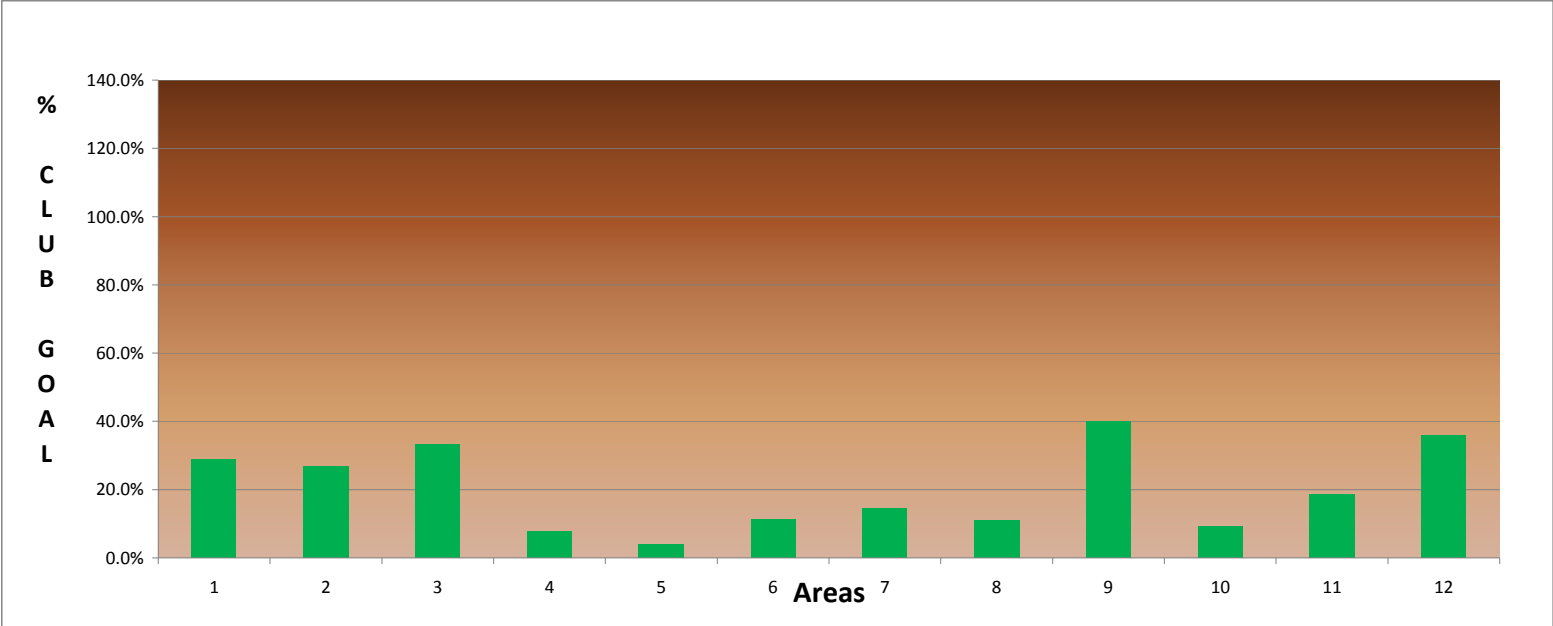
1	Greenville	\$2,000
2	Aiken Sunrise	\$1,175
3	Greenville Evening	\$1,175
4	Clinton	\$1,140
5	Greenwood	\$624

**1 Clubs have achieved 100% of their AF Goal**  
**3 Clubs have achieved 75% of their AF Goal**  
**2 Clubs have achieved 100% of their Polio Goal**  
**2 Clubs are over \$150 AF Per Capita**  
**4 Clubs are over \$100 AF Per Capita**  
**0 Clubs have given \$5 Total to the AF (Zero Giving)**  
**1 Clubs have given \$5 Total to Polio (Zero Giving)**  
**0 Areas have achieved 100% of their AF Goal**  
**0 Areas have achieved 75% of their AF Goal**  
**0 Areas are over \$200 AF Per Capita**  
**0 Areas are over \$100 AF Per Capita**



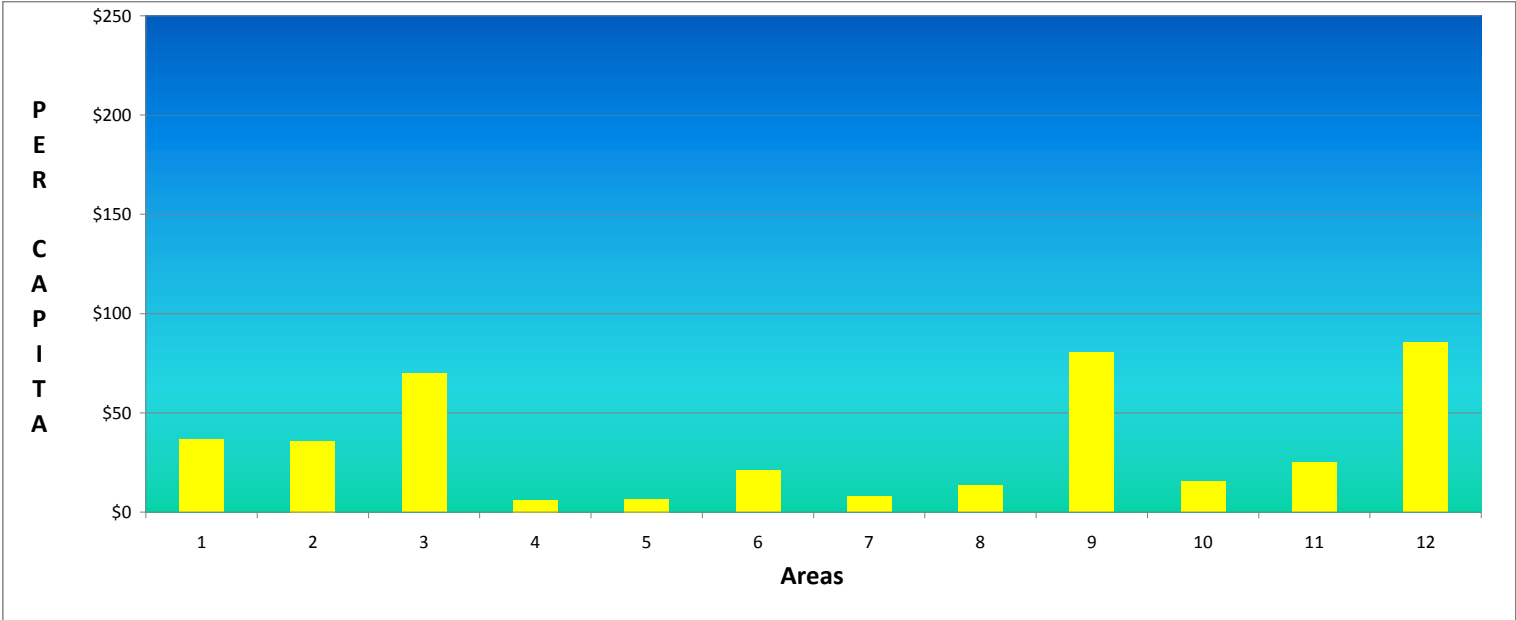


### % of Club AF Goal Achieved - By Area



### AF Per Capita - By Area

Goal is \$150



### All Clubs Ranked by % of AF Goal Achieved

1	Woodruff	100%
2	Westminster	89%
3	Greater Greer	84%
4	Winnsboro	73%
5	Emerald City	58%
6	Greenville Evening	55%
7	The Foothills	55%
8	Greater Anderson	41%
9	Greenville	40%
10	EClub of the Carolinas	36%
11	Clemson	32%
12	Rock Hill	28%
13	Newberry	28%
14	Greenville Breakfast	27%
15	Aiken Sunrise	25%
16	Clemson-Calhoun	24%
17	Simpsonville	22%
18	Golden Strip Sunrise	21%
19	Twin City of Batesburg-Leesville	21%
20	Pleasantburg	19%
21	Greenwood	18%
22	Lancaster Breakfast	17%
23	Anderson	15%
24	Indian Land	13%
25	Seneca	11%
26	Spartanburg	9%
27	Clover	8%
28	Seneca Golden Corner	8%
29	Pickens	8%
30	Aiken	7%

### All Clubs Ranked by % of Polio Goal Achieved

1	Clinton	271%
2	Woodruff	100%
3	Aiken Sunrise	59%
4	Greenville	35%
5	Newberry	33%
6	Greenville Evening	29%
7	North Augusta	25%
8	Greenwood	16%
9	Clover	11%
10	Seneca	11%
11	Clemson-Calhoun	11%
12	Fort Mill	10%
13	Emerald City	10%
14	Spartan West	8%
15	EClub of the Carolinas	7%
16	Greater Anderson	3%
17	Clemson	2%
18	Anderson	0%
19		0%
20		0%
21		0%
22		0%
23		0%
24		0%
25		0%
26		0%
27		0%
28		0%
29		0%
30		0%

31	North Augusta	6%
32	Fort Mill	6%
33	North Spartanburg	6%
34	Spartan West	6%
35	Fair Play	5%
36	Gaffney	5%
37	Inman	5%
38	Lake Wylie	3%
39	Mauldin	2%
40	Lancaster	1%
41	York	1%
42	Abbeville	1%
43		0%
44		0%
45		0%
46		0%
47		0%
48		0%
49		0%
50		0%
51		0%
52		0%
53		0%

31		0%
32		0%
33		0%
34		0%
35		0%
36		0%
37		0%
38		0%
39		0%
40		0%
41		0%
42		0%
43		0%
44		0%
45		0%
46		0%
47		0%
48		0%
49		0%
50		0%
51		0%
52		0%
53		0%



## All Clubs Ranked by AF Per Capita

1	Greenville Evening	\$293.78
2	Emerald City	\$286.45
3	Westminster	\$105.67
4	Greater Greer	\$101.12
5	Greenville	\$90.50
6	Woodruff	\$88.24
7	The Foothills	\$73.33
8	Greenville Breakfast	\$68.93
9	Greater Anderson	\$51.99
10	EClub of the Carolinas	\$50.00
11	Clemson	\$43.03
12	Aiken Sunrise	\$41.67
13	Newberry	\$41.10
14	Winnsboro	\$38.04
15	Pleasantburg	\$36.76
16	Simpsonville	\$33.75
17	Clemson-Calhoun	\$31.92
18	Twin City of Batesburg-Leesville	\$30.83
19	Rock Hill	\$27.81
20	Clover	\$26.19
21	Greenwood	\$21.56
22	Fort Mill	\$20.06
23	Seneca	\$18.88
24	Anderson	\$17.00
25	Seneca Golden Corner	\$12.50
26	Indian Land	\$12.50
27	Pickens	\$12.22
28	Spartan West	\$8.60
29	Lancaster Breakfast	\$7.77
30	Aiken	\$7.59
31	Golden Strip Sunrise	\$7.50
32	North Augusta	\$7.14
33	North Spartanburg	\$6.52

## All Clubs Ranked by Polio Per Capita

1	Clinton	\$40.71
2	Aiken Sunrise	\$32.64
3	Greenville Evening	\$31.76
4	Woodruff	\$26.47
5	Clover	\$21.43
6	North Augusta	\$11.90
7	Greenville	\$7.66
8	Newberry	\$6.85
9	Seneca	\$6.38
10	Clemson-Calhoun	\$6.15
11	Greenwood	\$5.67
12	Emerald City	\$3.64
13	EClub of the Carolinas	\$3.13
14	Spartan West	\$2.96
15	Greater Anderson	\$1.47
16	Fort Mill	\$1.25
17	Clemson	\$0.31
18	Anderson	\$0.06
19		\$0.00
20		\$0.00
21		\$0.00
22		\$0.00
23		\$0.00
24		\$0.00
25		\$0.00
26		\$0.00
27		\$0.00
28		\$0.00
29		\$0.00
30		\$0.00
31		\$0.00
32		\$0.00
33		\$0.00

34	<b>Spartanburg</b>	<b>\$5.77</b>
35	<b>Fair Play</b>	<b>\$5.31</b>
36	<b>Inman</b>	<b>\$5.26</b>
37	<b>Lake Wylie</b>	<b>\$3.91</b>
38	<b>Gaffney</b>	<b>\$3.71</b>
39	<b>Mauldin</b>	<b>\$3.57</b>
40	<b>York</b>	<b>\$2.94</b>
41	<b>Abbeville</b>	<b>\$0.55</b>
42	<b>Lancaster</b>	<b>\$0.41</b>
43		<b>\$0.00</b>
44		<b>\$0.00</b>
45		<b>\$0.00</b>
46		<b>\$0.00</b>
47		<b>\$0.00</b>
48		<b>\$0.00</b>
49		<b>\$0.00</b>
50		<b>\$0.00</b>
51		<b>\$0.00</b>
52		<b>\$0.00</b>
53		<b>\$0.00</b>

34		<b>\$0.00</b>
35		<b>\$0.00</b>
36		<b>\$0.00</b>
37		<b>\$0.00</b>
38		<b>\$0.00</b>
39		<b>\$0.00</b>
40		<b>\$0.00</b>
41		<b>\$0.00</b>
42		<b>\$0.00</b>
43		<b>\$0.00</b>
44		<b>\$0.00</b>
45		<b>\$0.00</b>
46		<b>\$0.00</b>
47		<b>\$0.00</b>
48		<b>\$0.00</b>
49		<b>\$0.00</b>
50		<b>\$0.00</b>
51		<b>\$0.00</b>
52		<b>\$0.00</b>
53		<b>\$0.00</b>

### All Clubs Ranked by Total AF Giving

1	Greenville	\$23,620
2	Emerald City	\$15,755
3	Greenville Evening	\$10,870
4	Clemson	\$4,217
5	Westminster	\$4,016
6	Greater Anderson	\$3,535
7	Newberry	\$3,000
8	Rock Hill	\$2,670
9	Greenwood	\$2,372
10	Simpsonville	\$1,688
11	Fort Mill	\$1,605
12	EClub of the Carolinas	\$1,600
13	Greater Greer	\$1,517
14	Pleasantburg	\$1,507
15	Aiken Sunrise	\$1,500
16	Woodruff	\$1,500
17	Aiken	\$1,367
18	Anderson	\$1,360
19	Greenville Breakfast	\$1,172
20	Spartanburg	\$1,130
21	The Foothills	\$1,100
22	Winnsboro	\$1,065
23	Clemson-Calhoun	\$830
24	Seneca	\$755
25	Twin City of Batesburg-Leesville	\$555
26	Clover	\$550
27	Pickens	\$550
28	Lancaster Breakfast	\$505
29	Indian Land	\$325
30	North Spartanburg	\$300
31	Gaffney	\$252
32	Seneca Golden Corner	\$250

### All Clubs Ranked by Total Polio Giving

1	Greenville	\$2,000
2	Aiken Sunrise	\$1,175
3	Greenville Evening	\$1,175
4	Clinton	\$1,140
5	Greenwood	\$624
6	Newberry	\$500
7	Clover	\$450
8	Woodruff	\$450
9	Seneca	\$255
10	North Augusta	\$250
11	Emerald City	\$200
12	Clemson-Calhoun	\$160
13	Greater Anderson	\$100
14	Fort Mill	\$100
15	EClub of the Carolinas	\$100
16	Spartan West	\$74
17	Clemson	\$30
18	Anderson	\$5
19		\$0
20		\$0
21		\$0
22		\$0
23		\$0
24		\$0
25		\$0
26		\$0
27		\$0
28		\$0
29		\$0
30		\$0
31		\$0
32		\$0

33	Spartan West	\$215
34	North Augusta	\$150
35	Golden Strip Sunrise	\$105
36	Inman	\$100
37	York	\$100
38	Mauldin	\$100
39	Lake Wylie	\$90
40	Fair Play	\$85
41	Abbeville	\$27
42	Lancaster	\$25
43		\$0
44		\$0
45		\$0
46		\$0
47		\$0
48		\$0
49		\$0
50		\$0
51		\$0
52		\$0
53		\$0

33		\$0
34		\$0
35		\$0
36		\$0
37		\$0
38		\$0
39		\$0
40		\$0
41		\$0
42		\$0
43		\$0
44		\$0
45		\$0
46		\$0
47		\$0
48		\$0
49		\$0
50		\$0
51		\$0
52		\$0
53		\$0

**All Areas Ranked by % of AF Goal Achieved**

1	AG Lori Kent	40.0%
2	AG Cathy Golson	35.9%
3	AG Beth Padgett	33.2%
4	AG Crossie Cox	28.9%
5	AG Frank Cox	26.9%
6	AG Candy Surkin	18.6%
7	AG Rebecca Melton	14.4%
8	AG Mary Sieck	11.4%
9	AG Dan Rickabaugh	11.0%
10	AG Renee Stubbs	9.2%
11	AG Pete Crandall	7.7%
12	AG Gene Moorhead	3.9%



### **All Areas Ranked by AF Per Capita**

1	AG Cathy Golson	\$85.59
2	AG Lori Kent	\$80.62
3	AG Beth Padgett	\$69.94
4	AG Crossie Cox	\$36.55
5	AG Frank Cox	\$35.70
6	AG Candy Surkin	\$24.76
7	AG Mary Sieck	\$20.84
8	AG Renee Stubbs	\$15.38
9	AG Dan Rickabaugh	\$13.28
10	AG Rebecca Melton	\$7.67
11	AG Gene Moorhead	\$6.54
12	AG Pete Crandall	\$6.10

### **All Areas Ranked by Total AF Giving**

1	AG Beth Padgett	\$26,299
2	AG Lori Kent	\$19,753
3	AG Cathy Golson	\$14,037
4	AG Crossie Cox	\$9,942
5	AG Frank Cox	\$5,106
6	AG Mary Sieck	\$4,690
7	AG Dan Rickabaugh	\$3,572
8	AG Candy Surkin	\$3,393
9	AG Renee Stubbs	\$3,000
10	AG Pete Crandall	\$1,745
11	AG Rebecca Melton	\$1,595
12	AG Gene Moorhead	\$902